

## CODE NUMBER

3335154

## DESCRIPTION

Battery Power Supply, Integrated Side Mixer, Polished Chrome Finish, 0.35 gpm, Multi-Laminar Spray, Infrared Sensor, Optima® Battery-Powered Deck-Mounted Mid Body.

## DETAILS

- Flow Rate: 0.35 gpm (1.3 Lpm) (0.35GPM)
- Spray Type: Multi-Laminar (MLM)
- Sensor Type: Infrared (IR)
- Mounting Type: Single Hole (I)
- Power Supply: Battery (BAT)
- Temperature Mixer: Integrated Side Mixer (ISM)
- Finish: Polished Chrome (CP)
- Factory Default Timeout: 30s
- Factory Default GPC: 0.175

## FEATURES

Commercial Grade, ADA Compliant, Electronic, Sensor-Activated, Cast Brass Hand Washing Faucet with the following features:

- Double Infrared Sensors with Automatic Setting Feature and Microprocessor
- Automatic Self-adapting Sensor Technology
- Low Battery Indicator
- Magnetic Solenoid Valve
- Water Supply Connection with Flexible High-pressure Hose and Strainer
- 6 volt Lithium CR-P2 Commercial Battery included
- Appropriate Mounting Hardware included
- IQ-Click feature permits activation of continuous run and temporary off modes

## ELECTRICAL SPECIFICATIONS

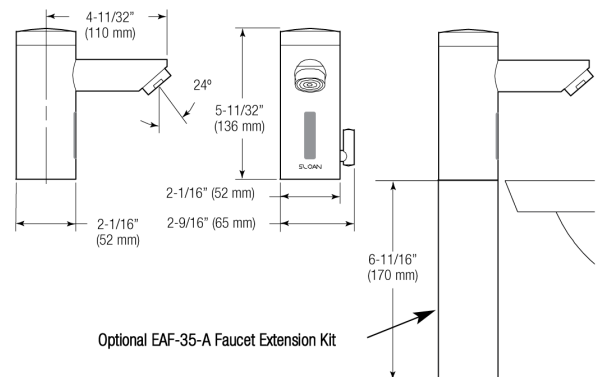
- Battery Life: 3 years 8,000 cycles/month
  - Optional power harvesting significantly extends service life
- Sensor Range: 4"-5" (102-127mm)
- Timeout Adjustment Settings: 30s

## VIDEOS

- ▶ PVD Special Finishes

## DOWNLOADS

- [EAF 200/225/250/275 Installation Instructions](#)
- [EAF 200/225/250/275 \(SP\) Installation Instructions](#)
- [Faucet Spray Heads Repair and Maintenance Guide](#)
- [Optima Plus EAF 250 Repair and Maintenance Guide](#)
- [Trim Plate Guide](#)
- [Additional Downloads](#)



## COMPLIANCES & CERTIFICATIONS



(ADA Compliant, ASME A112.18.1 Compliant, BREEAM Materials Credit, BREEAM Water Credit, CalGreen Compliant, CEC Compliant, cUPC Certified, UPC Certified, UPC Low Lead Compliant, cUPC Low Lead Compliant, EPD, Green Globes Materials & Resources Credit, Green Globes Water Credit, HPD, LEED Materials & Resources EPD Credit, LEED Materials & Resources HPD Credit, LEED V4 Water Efficiency Credit, NYC604.4, Proposition 65, Satisfies LEED Credits, TAS, WELL Building Standard)

## NOTES

All information contained within this document subject to change without notice.

Looking for other variations of the EAF-250 product? [View the](#)

[general spec sheet with all options.](#)

[Find a matching soap dispenser for this faucet.](#)

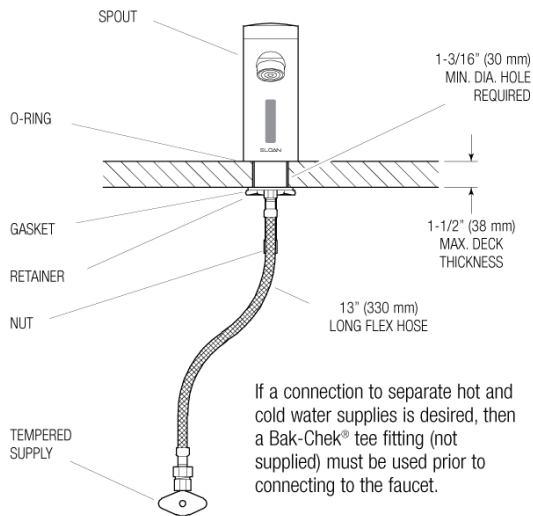
[Find a compatible sink for this faucet.](#)

## WARRANTY

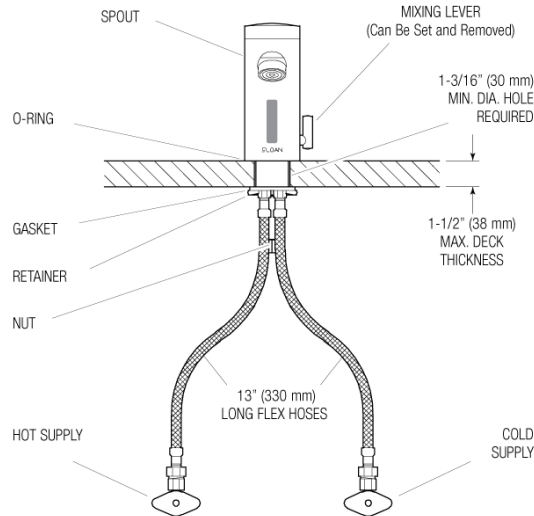
[View Warranty Information](#)

## ROUGH-IN

**EAF-250**  
**Faucets with Single Line Water Supply**



**EAF-250-ISM, EAF-250-ISM-IC AND**  
**EAF-250-ISM-DPU-IC**  
**Faucets with Hot and Cold Water Supply**



When the EAF faucet is installed on a sink that has three (3) hole punchings, a Trim Plate should be used. **Trim Plates must be specified and ordered separately:**

**ETF-312-A**  
 Trim Plate for 4" (102 mm)  
 Centerset Sink

**ETF-510-A**  
 Trim Plate for 8" (204 mm)  
 Centerset Sink

Sloan 10500 Seymour Ave, Franklin Park, IL 60131

Phone: 800.982.5839 • Fax: 800.447.8329 • [sloan.com](http://sloan.com)