


High Purity BioPharm Fittings

90° Weld Elbows - T2S

Size	Dimension A	PL finish - SF1 Part #	PM finish - SF4 Part #
1/2"	3.00"	T2S-050PL	T2S-050PM
3/4"	3.00"	T2S-075PL	T2S-075PM
1"	3.00"	T2S-100PL	T2S-100PM
1 1/2"	3.75"	T2S-150PL	T2S-150PM
2"	4.75"	T2S-200PL	T2S-200PM
2 1/2"	5.50"	T2S-250PL	T2S-250PM
3"	6.25"	T2S-300PL	T2S-300PM
4"	8.00"	T2S-400PL	T2S-400PM




BPE Table DT-4.1.1-1

Sanitary Fittings

90° Clamp x Weld Elbows - T2CM


Size	Dimensions		PL finish - SF1 Part #	PM finish - SF4 Part #
	A	B		
1/2"	3.00"	1.625"	T2CM-050PL	T2CM-050PM
3/4"	3.00"	1.625"	T2CM-075PL	T2CM-075PM
1"	3.00"	2.000"	T2CM-100PL	T2CM-100PM
1 1/2"	3.75"	2.750"	T2CM-150PL	T2CM-150PM
2"	4.75"	3.500"	T2CM-200PL	T2CM-200PM
2 1/2"	5.50"	4.250"	T2CM-250PL	T2CM-250PM
3"	6.25"	5.000"	T2CM-300PL	T2CM-300PM
4"	8.00"	6.625"	T2CM-400PL	T2CM-400PM



BPE Table DT-4.1.1-2

90° Clamp x Clamp Elbows - T2CMP

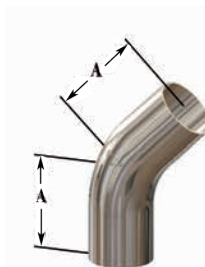
Size	Dimension A	PL finish - SF1 Part #	PM finish - SF4 Part #
1/2"	1.625"	T2CMP-050PL	T2CMP-050PM
3/4"	1.625"	T2CMP-075PL	T2CMP-075PM
1"	2.000"	T2CMP-100PL	T2CMP-100PM
1 1/2"	2.750"	T2CMP-150PL	T2CMP-150PM
2"	3.500"	T2CMP-200PL	T2CMP-200PM
2 1/2"	4.250"	T2CMP-250PL	T2CMP-250PM
3"	5.000"	T2CMP-300PL	T2CMP-300PM
4"	6.625"	T2CMP-400PL	T2CMP-400PM



BPE Table DT-4.1.1-3

45° Weld Elbows - T2KS

Size	Dimension A	PL finish - SF1 Part #	PM finish - SF4 Part #
1/2"	2.250"	T2KS-050PL	T2KS-050PM
3/4"	2.250"	T2KS-075PL	T2KS-075PM
1"	2.250"	T2KS-100PL	T2KS-100PM
1 1/2"	2.500"	T2KS-150PL	T2KS-150PM
2"	3.000"	T2KS-200PL	T2KS-200PM
2 1/2"	3.375"	T2KS-250PL	T2KS-250PM
3"	3.625"	T2KS-300PL	T2KS-300PM
4"	4.500"	T2KS-400PL	T2KS-400PM



BPE Table DT-4.1.1-4

PL Finish – SF1
 OD = 32R_a Mechanically Polished
 ID = 20R_a Mechanically Polished

PM Finish – SF4
 OD = 32R_a Mechanically Polished
 ID = 15R_a Mechanically Polished and Electropolished