



*Western Style Available — See Western Section

LATERAL COUPLER SET — GALVANIZED

Includes Band and Latch Assembly and Round Back Gasket





SIZE	DESIGNATION	WT.
2"	BLCR200	3.00 lbs
3"	BLCR300	4.50
4"	BLCR400	6.00


*1" outlet standard, 3/4" available upon request.

STEEL BAND AND LATCH COUPLER SET

Press on Steel Band and Latch Mainline Sets Galvanized, includes Band and Latch.



SIZE	WT.	DESIGNATION	WITH PAN DESIGNATION
2"	3.00 lbs	BLS200	BLSP200
3"	4.50	BLS300	BLSP300
4"	5.25	BLS400	BLSP400
5"	6.00	BLS500	BLSP500
6"	7.50	BLS600	BLSP600
7"	10.00	BLS700	
8"	12.50	BLS800	



STEEL BAND AND LATCH

Coupler Only With Gasket Galvanized

SIZE	DESIGNATION	WT.
2"	S200	2.00 lbs
3"	S300	3.00
4"	S400	4.00
5"	S500	5.00
6"	S600	6.50
7"	S700	8.00
8"	S800	10.00

STEEL BAND AND LATCH

Press In Male Only



SIZE	DESIGNATION	WT.
2"	BLSM200	1.75 lbs
3"	BLSM300	2.5
4"	BLSM400	3.5
5"	BLSM500	4.75
6"	BLSM600	6.25

Product of: **TRAVIS PATTERN & FOUNDRY INC., SPOKANE, WASHINGTON**

Prices: SUBJECT TO CHANGE WITHOUT NOTICE


FAX: (509) 467-6465 - PHONE: (509) 466-3545



STEEL

STEEL BAND AND LATCH UNIVERSAL VALVE T SET


Press on Steel Universal Valve Sets with Stabilizer Foot — includes press in T, gasket and Band Latch



SIZE	DESIGNATION	WT.
3" x 3"	BLSUVT333	8.00 lbs
4" x 4"	BLSUVT444	10.00
5" x 4"	BLSUVT554	12.00
6" x 4"	BLSUVT664	14.00
7" x 4"	BLSUVT774	17.00
8" x 4"	BLSUVT884	20.00

*for other sizes — contact factory

STEEL BAND & LATCH IN-LINE VALVE T SET



SIZE	DESIGNATION	WT.
3" x 3"	BLSUVT-L333	9.00 lbs
4" x 4"	BLSUVT-L444	10.00
5" x 4"	BLSUVT-L554	14.00
6" x 4"	BLSUVT-L664	18.00
7" x 4"	BLSUVT-L774	22.00
8" x 4"	BLSUVT-L884	24.00

BAND AND LATCH FIELD TEE (Line Tee)



Connects to band and latch mainline for side take-off


SIZE	DESIGNATION	WT.
2"	BLSFT200	6.00 lbs
3"	BLSFT300	8.00
4"	BLSFT400	12.00
5"	BLSFT500	16.00
6"	BLSFT600	20.00
7"	BLSFT700	25.00
8"	BLSFT800	35.00

BAND AND LATCH END TEE



90° take-off both directions - end of line

SIZE	DESIGNATION	WT.
2"	BLSET200	6.00 lbs
3"	BLSET300	8.00
4"	BLSET400	12.00
5"	BLSET500	14.00
6"	BLSET600	18.00
7"	BLSET700	23.00
8"	BLSET800	33.00



45 DEGREE STEEL BAND AND LATCH ELBOW

45 degree elbow for band and latch lines



SIZE	DESIGNATION	WT.
2"	BLSFE-200-45	4.00 lbs
3"	BLSFE-300-45	5.00
4"	BLSFE-400-45	6.00
5"	BLSFE-500-45	7.00
6"	BLSFE-600-45	8.00
7"	BLSFE-700-45	12.00
8"	BLSFE-800-45	16.00

90 DEGREE STEEL BAND AND LATCH ELBOW

90 degree elbow for band and latch lines



SIZE	DESIGNATION	WT.
2"	BLSFE200	4.00 lbs
3"	BLSFE300	5.00
4"	BLSFE400	7.00
5"	BLSFE500	9.00
6"	BLSFE600	10.00
7"	BLSFE700	15.00
8"	BLSFE800	19.00

BAND AND LATCH REDUCER

Increasesers also available - contact factory



SIZE	DESIGNATION	WT.
2" x 3"	BLSR203	4.00 lbs
3" x 4"	BLSR304	6.00
4" x 5"	BLSR405	7.00
4" x 6"	BLSR406	9.00
5" x 6"	BLSR506	10.00
6" x 7"	BLSR607	11.50
6" x 8"	BLSR608	13.00
7" x 8"	BLSR708	16.00

BAND AND LATCH END PLUGS

End Plug for band & latch lines.



SIZE	DESIGNATION	WT.
2"	BLSEP200	2.50 lbs
3"	BLSEP300	2.50
4"	BLSEP400	3.50
5"	BLSEP500	4.50
6"	BLSEP600	5.50
7"	BLSEP700	8.00
8"	BLSEP800	10.00

Product of: **TRAVIS PATTERN & FOUNDRY INC., SPOKANE, WASHINGTON**

Prices: SUBJECT TO CHANGE WITHOUT NOTICE

FAX: (509) 467-6465 - PHONE: (509) 466-3545



TRAVIS

STEEL

RING LOCK MAINLINE COUPLER SET, GALVANIZED



Includes press in female, male, gasket and clamp.

<i>SIZE</i>	<i>DESIGNATION</i>	<i>WT.</i>
3"	SRL300	5.00 lbs
4"	SRL400	6.50
5"	SRL500	9.00
6"	SRL600	10.00
7"	SRL700	13.00
8"	SRL800	17.50
10"	SRL1000	25.00
12"	SRL1200	31.00

Hold bands recommended

RING LOCK FEMALE COUPLER — (GALVANIZED)



Press in female, includes gasket

<i>SIZE</i>	<i>DESIGNATION</i>	<i>WT.</i>
3"	SRL-F300	2.00 lbs
4"	SRL-F400	2.50
5"	SRL-F500	3.50
6"	SRL-F600	4.00
7"	SRL-F700	5.50
8"	SRL-F800	8.00
10"	SRL-F1000	10.50
12"	SRL-F1200	15.00


RING LOCK MALE COUPLER — (GALVANIZED)



Press in male coupler

* Wide Ring Male Available

<i>SIZE</i>	<i>DESIGNATION</i>	<i>WT.</i>
3"	SRL-M300	2.00 lbs
4"	SRL-M400	2.50
5"	SRL-M500	3.50
6"	SRL-M600	4.00
7"	SRL-M700	5.00
8"	SRL-M800	7.00
10"	SRL-M1000	11.00
12"	SRL-M1200	14.00



*Hold band recommended.



Press in valve 1, male press in end gasket and clamp.

UNIVERSAL VALVE TEE

SIZE	DESIGNATION	WT.
3" x 3"	SRLUVT333	14.00 lbs
4" x 4"	SRLUVT444	17.00
5" x 4"	SRLUVT554	21.00
6" x 4"	SRLUVT664	23.00
7" x 4"	SRLUVT774	30.00
8" x 4"	SRLUVT884	35.00
10" x 4"	SRLUVT10104	50.00
12" x 4"	SRLUVT12124	52.00

UNIVERSAL RING LOCK IN LINE VALVE TEE



SIZE	DESIGNATION	WT.
4" x 4"	SRLUVT-L444	11.00 lbs
5" x 4"	SRLUVT-L554	12.00
6" x 4"	SRLUVT-L664	21.00
7" x 4"	SRLUVT-L774	26.00
8" x 4"	SRLUVT-L884	29.00
10" x 4"	SRLUVT-L10104	33.00
12" x 4"	SRLUVT-L12124	43.00

HIGH PRESSURE RING LOCK CLAMP



SIZE	DESIGNATION	WT.	Box Qty
3"	HPRLC 300	1.40 lbs	300
4"	HPRLC 400	1.60	200
5"	HPRLC 500	1.80	175
6"	HPRLC 600	2.00	125
7"	HPRLC 700	2.25	125
8"	HPRLC 800	2.50	100
10"	HPRLC 1000	3.50	80
FITS STEEL ONLY 10"	HPRLC 1000S	3.50	80
12"	HPRLC 1200	3.75	75
FITS STEEL ONLY 12"	HPRLC 1200S	5.25	75

HOLD BANDS




STEEL ITEM #	ALUM. ITEM #	WT. PER 100 ALUM.	WT. PER 100 STEEL	SIZE
	HB-300	—	—	3"
SHB-4	HB-400	13.00 lbs	30.00 lbs	4"
SHB-5	HB-500	16.00	38.00	5"
SHB-6	HB-600	19.00	50.00	6"
SHB-8	HB-800	44.00	75.00	8"
SHB-10	HB-1000	63.00	88.00	10"
SHB-12	—	—	100.00	12"

Product of: **TRAVIS PATTERN & FOUNDRY INC., SPOKANE, WASHINGTON**

Prices: SUBJECT TO CHANGE WITHOUT NOTICE

FAX: (509) 467-6465 - PHONE: (509) 466-3545



RING LOCK FIELD T



Couples to mainline for side outlet take off. Gaskets included

<i>SIZE</i>	<i>DESIGNATION</i>	<i>WT.</i>
3"	SRLFT300	8.00 lbs
4"	SRLFT400	9.00
5"	SRLFT500	12.00
6"	SRLFT600	13.00
7"	SRLFT700	15.00
8"	SRLFT800	20.00
10"	SRLFT1000	33.00
12"	SRLFT1200	44.00

RING LOCK END T



Galvanized, 90 degree take off both directions

<i>SIZE</i>	<i>DESIGNATION</i>	<i>WT.</i>
3"	SRLET300	8.00 lbs
4"	SRLET400	9.00
5"	SRLET500	12.00
6"	SRLET600	13.00
7"	SRLET700	15.00
8"	SRLET800	21.00
10"	SRLET1000	34.00
12"	SRLET1200	44.00

STEEL RING LOCK FITTINGS 45 DEGREE ELBOW



<i>SIZE</i>	<i>DESIGNATION</i>	<i>WT.</i>
3"	SRLFE300-45	5.00 lbs
4"	SRLFE400-45	6.00
5"	SRLFE500-45	7.00
6"	SRLFE600-45	9.00
7"	SRLFE700-45	13.00
8"	SRLFE800-45	16.00
10"	SRLFE1000-45	19.00
12"	SRLFE1200-45	26.00

STEEL RING LOCK FITTINGS 90 DEGREE ELBOW



<i>SIZE</i>	<i>DESIGNATION</i>	<i>WT.</i>
3"	SRLFE300	6.00 lbs
4"	SRLFE400	7.00
5"	SRLFE500	8.00
6"	SRLFE600	11.00
7"	SRLFE700	16.00
8"	SRLFE800	18.00
10"	SRLFE1000	22.00
12"	SRLFE1200	30.00



INCREASERS AND OTHER SIZES ALSO AVAILABLE. CONTACT FACTORY.

R-LOCK REDUCER

SIZE	DESIGNATION	WT.
4" x 3"	SRLR304	4.00 lbs
6" x 3"	SRLR306	5.00
5" x 4"	SRLR405	5.00
5" x 6"	SRLR506	6.00
4" x 6"	SRLR406	7.00
6" x 7"	SRLR607	8.00
4" x 8"	SRLR408	8.00
6" x 8"	SRLR608	10.00
6" x 10"	SRLR610	14.00
7" x 8"	SRLR708	12.00
8" x 10"	SRLR810	15.00
10" x 12"	SRLR1012	19.00

R-LOCK END PLUG



Female end caps available.
Example: SRLFEP 600

SIZE	DESIGNATION	WT.
3"	SRLEP300	3.00 lbs
4"	SRLEP400	3.75
5"	SRLEP500	4.50
6"	SRLEP600	5.00
7"	SRLEP700	6.00
8"	SRLEP800	7.00
10"	SRLEP1000	13.00
12"	SRLEP1200	17.00

STEEL HOSE ENDS RAISED BEAD



Steel knob style available for female hose.

Reducing hose adaptors available-call factory.

SIZE	Band & Latch Male*	
	DESIGNATION	WT.
2"	BLSHM200	1.9 lbs
3"	BLSHM300	3.3
4"	BLSHM400	4.3
5"	BLSHM500	5.4
6"	BLSHM600	6.5
8"	BLSHM800	8.5

SIZE	Female	
	DESIGNATION	WT.
2"	BLSHF200	2.6 lbs
3"	BLSHF300	4.5
4"	BLSHF400	6.0
5"	BLSHF500	7.5
6"	BLSHF600	9.0
8"	BLSHF800	10.5

SIZE	Ringlock Male	
	DESIGNATION	WT.
3"	SRLHM300	3.0 lbs
4"	SRLHM400	4.0
5"	SRLHM500	5.0
6"	SRLHM600	7.0
8"	SRLHM800	11.0
10"	SRLHM1000	15.0
12"	SRLHM1200	18.0

SIZE	Female	
	DESIGNATION	WT.
3"	SRLHF300	3.4 lbs
4"	SRLHF400	4.5
5"	SRLHF500	5.6
6"	SRLHF600	6.5
8"	SRLHF800	10.5
10"	SRLHF1000	14.5
12"	SRLHF1200	17.5

Product of: **TRAVIS PATTERN & FOUNDRY INC., SPOKANE, WASHINGTON**

Prices: SUBJECT TO CHANGE WITHOUT NOTICE

FAX: (509) 467-6465 - PHONE: (509) 466-3545



STEEL

R-LOCK DISCHARGE ADAPTOR



Connects pump to ringlock mainline

*Available with flange add "FL" to PN

SIZE	DESIGNATION	WT.
4" x 4"	SRLDA404	7.00 lbs
4" x 5"	SRLDA405	8.00
4" x 6"	SRLDA406	10.00
5" x 5"	SRLDA505	9.00
5" x 6"	SRLDA506	10.00
5" x 8"	SRLDA508	14.00
6" x 6"	SRLDA606	15.00
6" x 8"	SRLDA608	16.00
6" x 10"	SRLDA610	20.00
8" x 8"	SRLDA808	17.00
8" x 10"	SRLDA810	22.00

BAND AND LATCH DISCHARGE ADAPTOR (Steel Nipple)



*Available with flange add "FL" to PN.
Other sizes available upon request.

SIZE	DESIGNATION	WT.
2" x 3"	BLSDA203	3.00 lbs
3" x 3"	BLSDA303	4.00
3" x 4"	BLSDA304	5.00
4" x 4"	BLSDA404	6.00
4" x 5"	BLSDA405	7.00
4" x 6"	BLSDA406	9.00
4" x 7"	BLSDA407	11.00
5" x 5"	BLSDA505	7.00
5" x 6"	BLSDA506	9.00
5" x 7"	BLSDA507	12.00
5" x 8"	BLSDA508	14.00
6" x 6"	BLSDA606	15.00
6" x 7"	BLSDA607	16.00
6" x 8"	BLSDA608	17.00


SUCTION ADAPTOR — STEEL*



Connects pump to suction line

*Add 3/4" or 1" fipt
*Other sizes available upon request.
*Available with flange add "FL" to PN

SIZE	DESIGNATION	WT.
3" x 3"	SSA3003	4.00 lbs
3" x 4"	SSA3004	4.00
4" x 4"	SSA4004	5.00
4" x 5"	SSA4005	7.00
4" x 6"	SSA4006	8.00
4" x 7"	SSA4007	10.00
5" x 5"	SSA5005	8.00
5" x 6"	SSA5006	9.00
5" x 7"	SSA5007	10.00
5" x 8"	SSA5008	12.00
6" x 6"	SSA6006	13.00
6" x 7"	SSA6007	14.00
6" x 8"	SSA6008	16.00
8" x 8"	SSA8008	17.00



*Specify gauge after part number
 EX: SCB 600-10ga
 *Hook Boss couplers
 Available - Call

STEEL STARTER COUPLERS

BLACK

GALVANIZED

SIZE	PART #	14GA	12GA	10GA	PART#	14GA	12GA	10GA
2"	WSCB 200				WSCG 200			
3"	WSCB 300				WSCG 300			
4"	WSCB 400				WSCG 400			
5"	WSCB 500				WSCG 500			
6"	WSCB 600				WSCG 600			
7"	WSCB 700				WSCG 700			
8"	WSCB 800				WSCG 800			
10"	WSCB 1000				WSCG 1000			
12"	WSCB 1200				WSCG 1200			

STEEL STARTER COUPLERS--MALE

BLACK

GALVANIZED



*Specify gauge after part number
 EX: SCB M 600-10ga

SIZE	PART#	14GA	12GA	10GA	PART#	14GA	12GA	10GA
3"	WSCB M 300				WSCG M 300			
4"	WSCB M 400				WSCG M 400			
5"	WSCB M 500				WSCG M 500			
6"	WSCB M 600				WSCG M 600			
7"	WSCB M 700				WSCG M 700			
8"	WSCB M 800				WSCG M 800			
10"	WSCB M 1000				WSCG M 1000			
12"	WSCB M 1200				WSCG M 1200			

STEEL STARTER DEEP AND EXTRA DEEP PUNCH

DEEP PUNCH STARTER COUPLER

EXTRA DEEP PUNCH STARTER COUPLER


SIZE	WT	DEPTH	OAL	PART #	
3"	1.8 LBS	6"	9.25"	SCB 300 D	
4"	2.6	6"	9.25"	SCB 400 D	
5"	3.4	6"	9.25"	SCB 500 D	
6"	3.6	6"	9.25"	SCB 600 D	
7"	5.6	6"	9.25"	SCB 700 D	
8"	6.6	6"	9.25"	SCB 800 D	
10"	8.4	6"	9.25"	SCB 1000 D	
12"	10.7	6"	9.25"	SCB 1200 D	

SIZE	WT	DEPTH	OAL	PART #	
4"	3.0 LBS	7.50"	11.00"	SCB 400 ED	
5"	3.7	8.00"	11.00"	SCB 500 ED	
6"	4.6	8.75"	12.00"	SCB 600 ED	
8"	11.0	11.00"	15.25"	SCB 800 ED	
10"	13.2	11.00"	15.25"	SCB 1000 ED	
12"	15.8	11.00"	15.25"	SCB 1200 ED	

Product of: **TRAVIS PATTERN & FOUNDRY INC., SPOKANE, WASHINGTON**

Prices: SUBJECT TO CHANGE WITHOUT NOTICE

FAX: (509) 467-6465 - PHONE: (509) 466-3545



STEEL

STEEL UNIVERSAL VALVE STUB



<i>SIZE</i>	<i>DESIGNATION</i>	<i>WT.</i>
3"	UVS-S300	2.00 lbs
4"	UVS-S400	2.80
5"	UVS-S500	3.80
6"	UVS-S600	5.80
8"	UVS-S800	15.00

STEEL LUG-TYPE VALVE STUB



<i>SIZE</i>	<i>DESIGNATION</i>	<i>WT.</i>
3"	UVS-SL300	2.00 lbs
4"	UVS-SL400	2.80
5"	UVS-SL500	3.80
6"	UVS-SL600	5.80

STEEL VALVE STUB W/FIPT

Second number designates thread size.




<i>DESIGNATION</i>	<i>WT.</i>
UVS-STF3002	4.00 lbs
UVS-STF3003	4.50
UVS-STF4003	5.00
UVS-STF4004	6.00
UVS-STF5005	7.00
UVS-STF6006	8.50
UVS-STF8008	28.00

STEEL VALVE STUB W/MIPT


Second number designates thread size.



<i>DESIGNATION</i>	<i>WT.</i>
UVS-STM3002	4.00 lbs
UVS-STM3003	4.50
UVS-STM4003	5.00
UVS-STM4004	6.00
UVS-STM5005	7.50
UVS-STM6006	9.00
UVS-STM8008	25.00



CIRCLE LOCK SURGE PLUG



SIZE	WT.	DESIGNATION
4"	7.2 lbs	SRL-SP400
5"	7.8	SRL-SP500
6"	8.6	SRL-SP600
7"	9.0	SRL-SP700
8"	11.7	SRL-SP800
10"	12.7	SRL-SP1000

*85 psi standard




Idaho Foot Style

PRESS-IN CENTER OUTLET

Presses into aluminum tubing sections to provide sprinkler outlet.

DESIGNATION	WT.
PCR300 B	3.50 lbs
PCR400 B	4.00

Reinforcing bridge standard



Standard length is 7" on 3", 4" & 5".
Also available in 10" length.

*For long length add "L" to Part #.

STEEL REPAIR SLEEVE

DESIGNATION	WT.
SRS300	2.00 lbs
SRS400	2.50
SRS500	3.50
SRS600	4.50
SRS700	5.50
SRS800	7.00
SRS1000	11.00

STEEL HOSE REPAIR FITTING

Features two hose beads welded back to back - galvanized


SIZE	DESIGNATION	WT.	SIZE	DESIGNATION	WT.
2"	HRC200	2.2 lbs	5"	HRC500	6.3 lbs
3"	HRC300	3.8	6"	HRC600	7.5
4"	HRC400	5.0	8"	HRC800	14.0
			10"	HRC1000	16.0



Product of: **TRAVIS PATTERN & FOUNDRY INC., SPOKANE, WASHINGTON**

Prices: SUBJECT TO CHANGE WITHOUT NOTICE

FAX: (509) 467-6465 - PHONE: (509) 466-3545



STEEL UNIVERSAL VALVE OPENERS



SUVEO

	<i>SIZE</i>	<i>WT.</i>	<i>DESIGNATION</i>
Steel Elbow Opener	3" x 2"	8.0 lbs	SUVEO302
Outlet adapts to either hook or ringlock style pipe.	3" x 3"	8.5	SUVEO303
3/4" FIPT outlet available upon request.	4" x 3"	10.0	SUVEO403
	4" x 4"	11.0	SUVEO404
	5" x 4"	13.0	SUVEO504
	5" x 5"	13.0	SUVEO505
	6" x 4"	14.0	SUVEO604
	6" x 5"	14.5	SUVEO605
Available with Ames ABC outlet.	6" x 6"	15.0	SUVEO606
	8" x 6"	20.0	SUVEO806
	8" x 8"	23.0	SUVEO808



SUVEO-T

	<i>SIZE</i>	<i>WT.</i>	<i>DESIGNATION</i>
Steel Tee Opener	3" x 2" x 2"	9.0 lbs	SUVEO-T322
Outlet adapts to either hook or ringlock style pipe.	3" x 3" x 3"	10.0	SUVEO-T333
3/4" FIPT outlet available upon request.	4" x 3" x 3"	13.0	SUVEO-T433
	4" x 4" x 4"	14.0	SUVEO-T444
	5" x 4" x 4"	15.0	SUVEO-T544
	5" x 5" x 5"	16.0	SUVEO-T555
	6" x 4" x 4"	17.0	SUVEO-T644
Available with Ames ABC outlet.	6" x 5" x 5"	18.0	SUVEO-T655
	6" x 6" x 6"	18.0	SUVEO-T666
	8" x 6" x 6"	20.0	SUVEO-T866
	8" x 8" x 8"	23.0	SUVEO-T888

Steel Gun Stand Opener



SUVEO-GS

	<i>SIZE</i>	<i>WT.</i>	<i>DESIGNATION</i>
	3" x 3" FIPT	8.5 lbs	SUVEO-GS303
	4" x 3" FIPT	10.0	SUVEO-GS403

Product of: **TRAVIS PATTERN & FOUNDRY INC., SPOKANE, WASHINGTON**

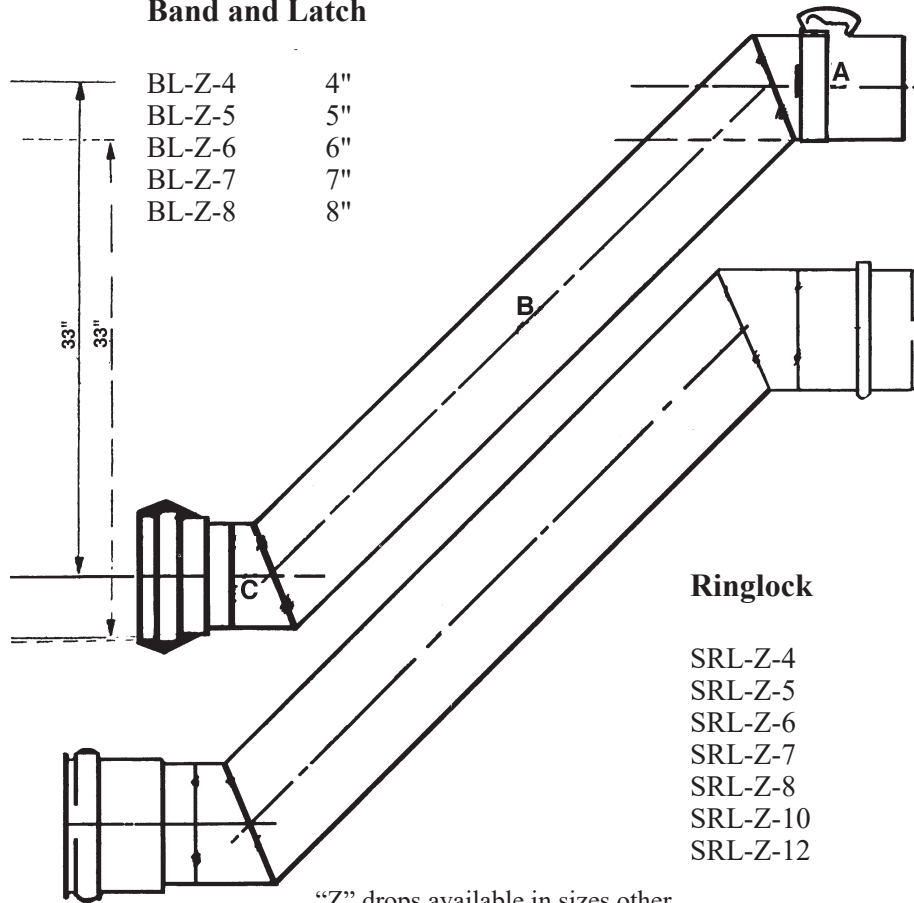
Prices: SUBJECT TO CHANGE WITHOUT NOTICE

FAX: (509) 467-6465 - PHONE: (509) 466-3545

Steel "Z" — Drop — Galvanized

Band and Latch

BL-Z-4	4"
BL-Z-5	5"
BL-Z-6	6"
BL-Z-7	7"
BL-Z-8	8"



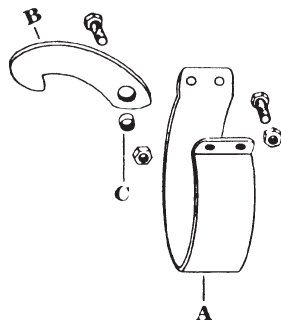
Ringlock

SRL-Z-4	4"
SRL-Z-5	5"
SRL-Z-6	6"
SRL-Z-7	7"
SRL-Z-8	8"
SRL-Z-10	10"
SRL-Z-12	12"

"Z" drops available in sizes other than shown above. Call factory.

FULL BAND AND LATCH

(including Nut, Bolt and Ferrule)
Uses Pierce type hook.



SIZE	WT.	DESIGNATION
2"	1.0 lbs	PBL 200
3"	1.0	PBL 300
4"	1.5	PBL 400
5"	2.0	PBL 500
6"	2.5	PBL 600
7"	3.0	PBL 700
8"	3.0	PBL 800
10"	3.5	PBL 1000

(A) FULL BAND ONLY

SIZE	WT.	DESIGNATION
2"	0.5 lbs	B 200
3"	0.5	B 300
4"	0.8	B 400
5"	1.5	B 500
6"	1.5	B 600
7"	2.0	B 700
8"	2.5	B 800
10"	3.0	B 1000

(B) OUTSIDE LATCH

Pierce type hook

(C) LATCH FERRULE

FERRULE A-5/16"

Product of: **TRAVIS PATTERN & FOUNDRY INC., SPOKANE, WASHINGTON**

Prices: SUBJECT TO CHANGE WITHOUT NOTICE

FAX: (509) 467-6465 - PHONE: (509) 466-3545