

**70 SERIES
HYDROSTATIC POWERROLL
MOVER UNIT**



Wade Rain Hydrostatic Mover complete with commercial quality overhead valve engine, dual rail mover frame with 14 foot wheel base and twin bearing design. Hydrostatic transmission prefilled at factory, no additional hydraulic fluid required. Motor and transmission pre-assembled.

Price does not include engine cover, riding stand, mover hub adapters or mover wheels. Mover axles are 4" diameter. Wheels for mover unit should be ordered with 4" wheel hubs.

WARNING:
ENGINE COVER
REQUIRED FOR
OPERATOR SAFETY

Part Number	Weight
70-57 6HP for 57" diameter wheel size	551 lbs.
70-64 6HP for 64" diameter wheel size	567 lbs.
70-76 6HP for 76" diameter wheel size	567 lbs.
70-57-7HP... 7HP for 57" diameter wheel size	551 lbs.
70-64-7HP... 7HP for 64" diameter wheel size	567 lbs.
70-76-7HP... 7HP for 76" diameter wheel size	567 lbs.

7 HP recommended for altitudes 5,000 feet or higher or for difficult crop or terrain uses. Actual engine is 9 HP overhead valve.



Plastic Engine Cover for 70 Series Mover

Part Number	Weight
70-404 (For units after s/n 12859)	25 lbs.

Order 70-404 for ALL NEW Mover Units

70-FC (For units prior to s/n 12859) 39 lbs
Replaces units w/fiberglass engine covers. Includes new plastic cover, bolt-on hinge brackets, new style shift handle and linkage and retrofit tie-down kit. CANNOT BE SHIPPED UPS.



Retrofit Gear Guard

WARNING: Gear Guard should be installed on all Model 70 units to prevent serious injury which could result if the operator attempts to use the unit improperly without the yellow safety cover in place.

Part Number	Weight
70-555 Complete Gear Guard Set.....	3 lbs.

The Retrofit Gear Guard should be installed on all Model 70 Mover Units, regardless of age.

Riding Stand for 70 Series Mover

Part Number	Weight
70-RS	25 lbs.


Product of: **TRAVIS PATTERN & FOUNDRY INC., SPOKANE, WASHINGTON**

Home Office: PH (509)466-3545 FAX (509)467-6465

Portland Office: PH (503)692-5353 FAX (503)692-5358

All prices subject to change without notice. • Prices will be that in effect at time of shipment.


48 Series Bolt-Together Lug-Type Powerroll Coupler



Complete coupler set includes male and female halves with fast draining gasket, automatic drain valve, two press bands and nuts, bolts and lock washers.

Part Number	Weight	Size
48-4PR	6.3 lbs.	4"
48-5PR	7.7 lbs.	5"
48-4PRM	Male half only	4"
48-4PRF	Female half only w/gasket	4"
48-5PRM	Male half only	5"
48-5PRF	Female half only w/gasket	5"

48 Series Band-Lock Lug-Type Powerroll Coupler



Complete coupler set includes male and female halves with fast draining gasket, band-lock, automatic drain valve and two press bands.


Part Number	Weight	Size
48-4FWTD	7.6 lbs.	4"
48-5FWTD	9.9 lbs.	5"

Band-Lock Only for 48 Series Coupler



Part Number	Weight	Size
48-4-2 (incl pin)	1.7 lbs.	4"
48-5-2 (incl pin)	2.3 lbs.	5"
48-4-3 Clip pin	0.2 lbs.	For 4" or 5"

Powerroll End Plug for 48 Series Coupler



Part Number	Weight	Size
49-4PRM Male end plug w/flush valve	4.1 lbs	4"
49-5PRM Male end plug w/flush valve	5.0 lbs	5"
49-4PRF Female end plug w/flush valve	4.6 lbs	4"
49-5PRF Female end plug w/flush valve	5.3 lbs	5"

See pages 18 in Parts Section for parts

Product of: **TRAVIS PATTERN & FOUNDRY INC., SPOKANE, WASHINGTON**

Home Office: PH (509)466-3545 FAX (509)467-6465

Portland Office: PH (503)692-5353 FAX (503)692-5358

48 SERIES LUG-TYPE FITTINGS

Powerroll End Adapter for 48 Series

Adapter used for telescope or hose connection on end of line.
For telescope adapter, standard female end must be one size smaller than Powerroll end.



Female End Adapter

Part Number	Powerroll Line Size	Adapter Size	Weight
48-4-3 PRF	4" Female	3" Female	2.6 lbs.
48-4-4 PRF	4" Female	4" Female	2.6 lbs.
48-5-4 PRF	5" Female	4" Female	3.3 lbs.




Male End Adapter (No Outlet)

Part Number	Powerroll Line Size	Adapter Size	Weight
48-4-3 PRM	4" Male	3" Female	2.0 lbs.
48-4-4 PRM	4" Male	4" Female	2.0 lbs.
48-5-4 PRM.....	5" Male	4" Female	2.6 lbs.




Female End Adapter-Hook Style

Part Number	Powerroll Line Size	Adapter Size	Weight
48-4-3 PRF-H...	4" Female	3" Female	2.6 lbs.
48-4-4 PRF-H...	4" Female	4" Female	2.6 lbs.
48-5-4 PRF-H...	5" Female	4" Female	3.3 lbs.



Male End Adapter-Hook Style (No Outlet)


Part Number	Powerroll Line Size	Adapter Size	Weight
48-4-3 PRM-H...	4" Male	3" Female	2.0 lbs.
48-4-4 PRM-H...	4" Male	4" Female	2.0 lbs.
48-5-4 PRM-H...	5" Male	4" Female	2.6 lbs.



In-line Powerroll Reducer— Female by Male

With Gasket and two 1" outlets

Part Number	Size	Weight
48-5-4R	5"F x 4"M	4.1 lbs.
48-4-5R	5"M x 4"F	3.8 lbs.



Center Feed — Male by Female

4" inlet is 45° from 1" Sprinkler outlet.

Part Number	Weight	Line Size	Inlet Size
2-4-4-48P.....	6.9 lbs.	4"	4" Knob
2-5-4-48P.....	9.3 lbs.	5"	4" Knob
2-4-4-48PHL.....	7.0 lbs.	4"	4" Hook
2-5-4-48PHL.....	9.8 lbs.	5"	4" Hook

Product of: **TRAVIS PATTERN & FOUNDRY INC., SPOKANE, WASHINGTON**


Home Office: PH (509)466-3545 FAX (509)467-6465

Portland Office: PH (503)692-5353 FAX (503)692-5358

All prices subject to change without notice. • Prices will be that in effect at time of shipment.

58 Series Bolt-Together Tooth/Flange Powerroll Coupler


Complete coupler set includes male and female halves with fast draining gasket, automatic drain valve, two press bands and nuts, bolts and lock washers.



Part Number	Weight	Size
58-4PR	7.2 lbs.	4"
58-5PR	8.2 lbs.	5"
58-4PRM... Male half only		4"
58-4PRF... Female half only w/gasket ..		4"
58-5PRM... Male half only		5"
58-5PRF ... Female half only w/gasket ..		5"

58 Series Band-Lock Tooth/Flange Powerroll Coupler

Complete coupler set includes male and female halves with fast draining gasket, band-lock, automatic drain valve and two press bands.



Part Number	Weight	Size
58-4FWTD	9.2 lbs.	4"
58-5FWTD	10.2 lbs.	5"

Band-Lock Only for 58 Series Coupler


One size band-lock fits both 4" and 5" 58 Series Coupler.



Part Number	Weight	Size
58-4-2S	2.0 lbs.	4" and 5"
70-438-1	Wire Bail Only	

Powerroll End Plug for 58 Series Coupler

One size End Plug fits both 4" and 5" 58 Series Coupler



Part Number	Weight	Size
59-5PRM Male end plug w/flush valve...	4.7 lbs.	4" and 5"
59-5PRF Female end plug w/flush valve...	5.3 lbs.	4" and 5"

See pages 18 in Parts Section for parts

Product of: **TRAVIS PATTERN & FOUNDRY INC., SPOKANE, WASHINGTON**

Home Office: PH (509)466-3545 FAX (509)467-6465

Portland Office: PH (503)692-5353 FAX (503)692-5358

58 SERIES TOOTH/FLANGE FITTINGS

Powerroll End Adapter for 58 Series


Adapter used for telescope or hose connection on end of line. To use for telescope adapter, standard female end must be one size smaller than Powerroll end.



Female End Adapter

Part Number	Powerroll Line Size	Adapter Size	Weight
-------------	---------------------	--------------	--------

58-4-3 PRF ...4" and 5"Female...3" Female.....3.2 lbs.
58-5-4 PRF ...4" and 5"Female...4" Female.....3.2 lbs.



Male End Adapter

Part Number	Powerroll Line Size	Adapter Size	Weight
-------------	---------------------	--------------	--------

58-4-3 PRM ...4" and 5"Male... 3" Female.....2.7 lbs.
58-5-4 PRM ...4" and 5"Male... 4" Female.....2.7 lbs.



Female End Adapter—Hook Style

Part Number	Powerroll Line Size	Adapter Size	Weight
-------------	---------------------	--------------	--------


58-4-3 PRF-H ...4" and 5" Female...3" Female.....3.2 lbs.
58-5-4 PRF-H ...4" and 5" Female...4" Female.....3.2 lbs.



Male End Adapter—Hook Style

Part Number	Powerroll Line Size	Adapter Size	Weight
-------------	---------------------	--------------	--------

58-4-3 PRM-H...4" and 5" Male...3" Female.....2.7 lbs.
58-5-4 PRM-H...4" and 5" Male...4" Female.....2.7 lbs.



Center Feed — Male by Female

Adapter will fit both 4" and 5" lines. 4" inlet is 45° from 1" Sprinkler Outlet

Part Number	Weight	Line Size	Inlet Size
2-5-4-58P.....	9.0 lbs.	4/5"	4" Knob
2-5-4-58PHL.....	9.1 lbs.	4/5"	4" Hook

Reducers:

58 Series 4" and 5" Couplers have identical gasket cavities and serrations. No special reducer fittings required!

Product of: **TRAVIS PATTERN & FOUNDRY INC., SPOKANE, WASHINGTON**

Home Office: PH (509)466-3545 FAX (509)467-6465

Portland Office: PH (503)692-5353 FAX (503)692-5358

All prices subject to change without notice. • Prices will be that in effect at time of shipment.

POWEROLL WHEELS

Complete Powerroll Wheels

Prices include a set of 8 lugs for 46", 57" and 64" diameter wheels; and a set of 10 lugs for 76" diameter wheels. All wheels are double punched for an additional set of lugs. Wheels are shipped knocked down.



Part Number	Gauge	Hub Size	Wheel Diameter	Weight
27-4-46.....	18	4"	46"	34 lbs.
27-4-57.....	18	4"	57"	39 lbs.
27-4-64.....	18	4"	64"	44 lbs.
27-4-76.....	18	4"	76"	55 lbs.
27-5-46.....	18	5"	46"	35 lbs.
27-5-57.....	18	5"	57"	40 lbs.
27-5-64.....	18	5"	64"	45 lbs.
27-5-76.....	18	5"	76"	56 lbs.

Wheelsign Set (2) 70-752 includes two signs & fasteners




Powerroll Drain Valve

18-1 spring loaded drain valve standard on Wade'Rain Powerroll.

Part Number	Weight	Size	Pieces Carton
18-1	0.4 lb	1"	100


See pages 18 in Parts Section for parts



Powerroll Ring with "T" Handle for Telescoping Feed

Part Number	Weight	Size
20-3-25.....	0.9 lb.....	3"
20-4-25.....	1.4 lb.....	4"
20-5-25.....	1.7 lb.....	5"
20-6-25.....	2.0 lb.....	6"

For "T" Handle only, see page 18 (Parts section)



Powerroll Center Outlet for Quick Take-Down Powerroll

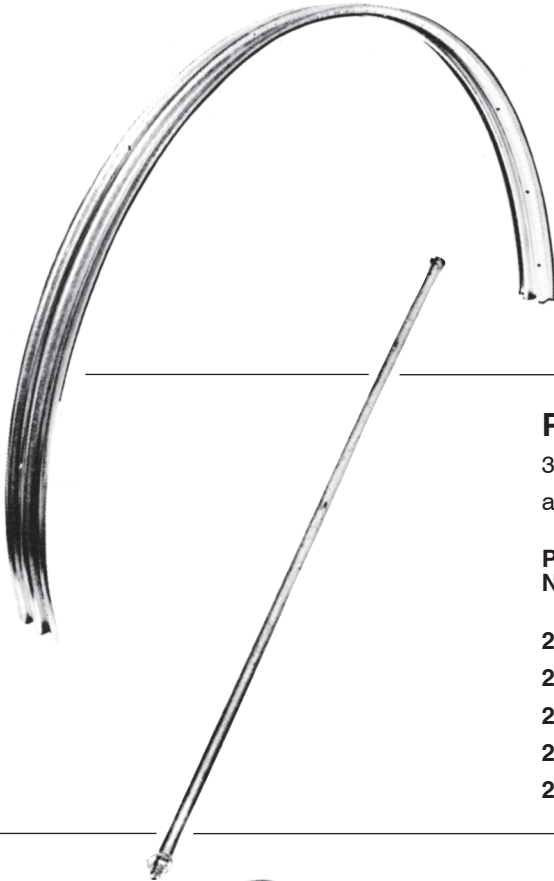
Part Number	Weight	Outlet Size	Tubing Size
13-4 TD.....	2.2 lb.....	1"	4"
13-5 TD.....	2.5 lb.....	1"	5"

Product of: **TRAVIS PATTERN & FOUNDRY INC., SPOKANE, WASHINGTON**

Home Office: PH (509)466-3545 FAX (509)467-6465

Portland Office: PH (503)692-5353 FAX (503)692-5358

POWEROLL WHEEL COMPONENTS



Powerroll Wheel Rim

Rim half only, double punched.

Part Number	Wheel Gauge	Diameter	Weight
27-46-1	18	46"	7.5 lbs.
27-57-1	18	57"	8.9 lbs.
27-64-1	18	64"	9.9 lbs.
27-76-1	18	76"	11.7 lbs.

Powerroll Wheel Spokes

3/8" diameter spokes for standard wheel. 16 spokes required for 46", 57", and 64" wheels. 20 spokes required for 76" wheels.

Part Number	Wheel Size	Hub Size	Pieces per Wheel	Overall Length	Weight
27-21-46	46"	4"	16	21"	0.6 lbs.
27-20 1/8-46	46"	5"	16	20-1/8"	0.6 lbs.
27-26 7/8-57	57"	4" or 5"	16	26-7/8"	0.8 lbs.
27-30 1/4-64	64"	4" or 5"	16	30-1/4"	0.9 lbs.
27-37-76	76"	4" or 5"	20	37"	1.1 lbs.

Powerroll Wheel Hub Clamps

Hubs are punched for both 16 spoke and 20 spoke wheels. 4 clamps required per wheel.

Part Number	Pieces per Box	Weight	Size
27-4-4	120	1.1 lb.	4"
27-5-5	100	1.3 lb.	5"

Powerroll Wheel Lugs

(Made from heavy duty 12 ga. galvanized steel.)

Part Number	Weight	Pieces per Box
27-4-1 Bare Lug	.2 lb.	500

Note: Requires two 3/8 x 1 CS w/nuts when used for double lugging. See page 4 in Parts Section.


Product of: **TRAVIS PATTERN & FOUNDRY INC., SPOKANE, WASHINGTON**

Home Office: PH (509)466-3545 FAX (509)467-6465

Portland Office: PH (503)692-5353 FAX (503)692-5358

All prices subject to change without notice. • Prices will be that in effect at time of shipment.


POWEROLL



Powerroll Hub Adapter Set for Mover Unit

Complete set includes two adapters, two gaskets, four steel reinforcing bands and twelve 1/2" x 1" N.C. bolts.


Part Number	Weight	Size
70-11-4.....	15.0 lbs.....	4"
70-11-5.....	17.0 lbs.....	5"



Powerroll Single Hub Adapter Only

Single hub adapter. Includes one hub adapter, one gasket, two steel reinforcing bands and six 1/2" x 1" N.C. bolts.


Part Number	Weight	Size
70-11-4E.....	7.0 lbs.	4"
70-11-5E.....	8.0 lbs.	5"



Powerroll Take-Down Hub Adapter Set

Complete set includes two adapters, two gaskets and twelve 1/2" x 1" N.C. bolts. The adapter set has male-by-male aluminum couplers for the in-line connection. Available for both 48 Series and 58 Series couplers.

Part Number	Weight	Size
48-13-4 TD.....	22.0 lbs.	4"
48-13-5 TD.....	22.9 lbs.	5"
58-13-4 TD.....	20.1 lbs.	4"
58-13-5 TD.....	25.1 lbs.	5"



Powerroll 6 Hole x 8 Hole Hub Adapter Set

Complete set for use when retrofitting Powerroll movers in non-Wade'Rain lines. Includes two (2) 6 Hole x 8 Hole Adapters, two (2) Wade'Rain Powerroll Hub Adapter Gaskets and twelve (12) 1/2" x 1" N.C. Bolts.

Part Number	Weight
70-11-6X8	15.0 lbs.



Reinforcing Bands Only


Aluminum reinforcing bands are used for pressing aluminum Powerroll couplers. Steel reinforcing bands are used for pressing 4" steel hub adapters.

Part Number		Weight	Size
28-4-1A.....	Aluminum.....	4"	
1-5MP-1.....	Aluminum.....	5"	
28-4-1S.....	Steel	4"	

Product of: **TRAVIS PATTERN & FOUNDRY INC., SPOKANE, WASHINGTON**

Home Office: PH (509)466-3545 FAX (509)467-6465

Portland Office: PH (503)692-5353 FAX (503)692-5358




Powerroll Hose Adapters

Cast aluminum hose adapter includes adapter with swivel ring and latch.

Part Number	Weight	Size
49-6CX Knob Style	2.2 lbs.	4"
49-6G Hook Style	2.2 lbs.	4"

Hose clamps not included. Order clamps shown below.



T-Bolt
Clamp

**Discharge Hose Clamps
Banding Clamps**

Stainless Steel Hose Clamps for use with discharge hose adapters. Two clamps required per end (for 4" I.D. hose)


Part Number	Description
49-6-3	TBC-425 4" Hose Clamp



Powerroll Hose

Angus "Armour Guard" or equivalent Hose in 4" inside diameter by 20 foot lengths.
Pre-assembled with Wade'Rain cast aluminum hose ends with sleeve connection. This light-weight, 200 PSI working pressure hose, carries a 2-year warranty.

Part Number	Description	Weight
49-20-4CX...	Hose Assembly w/Knob Latch ...	25.0 lbs. .
49-20-4G ...	Hose Assembly w/Hook Latch ...	25.0 lbs.



Powerroll Hose (Bulk Hose) Plain End

(Available in 100 foot lengths only)

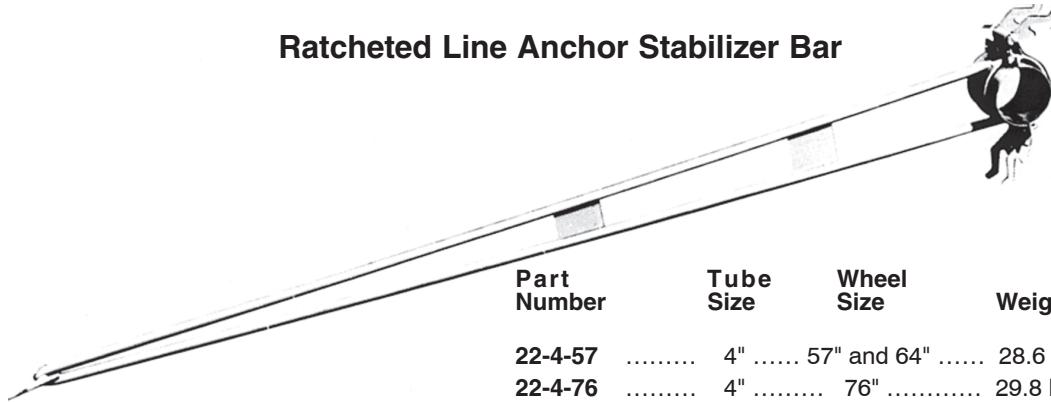
Part Number	Description	Weight
49-100-200.....	"Armour Guard" or equivalent 200 PSI Discharge Hose 88.0 lbs.
49-100-150.....	150 PSI Discharge Hose 83.0 lbs.

Product of: **TRAVIS PATTERN & FOUNDRY INC., SPOKANE, WASHINGTON**

Home Office: PH (509)466-3545 FAX (509)467-6465

Portland Office: PH (503)692-5353 FAX (503)692-5358

Ratcheted Line Anchor Stabilizer Bar



Part Number	Tube Size	Wheel Size	Weight
22-4-57	4"	57" and 64"	28.6 lbs.
22-4-76	4"	76"	29.8 lbs..
22-5-57	5"	57" and 64"	31.3 lbs.
22-5-76	5"	76"	32.1 lbs..


Sprinkler Levelers



Part Number	Weight	Pieces per Carton	Size
L-75	2.5 lbs.	33	3/4"
SLE 1-12S	Leveler Elbow, 1" x 3/4" x 12" Galv. Steel		
SLE 1-18A	Leveler Elbow, 1" x 3/4" x 18" Zamac		
11505-1	1" x 6" Galvanized Nipple		
11501-5	1" x 3/4" Reducing 90½ Galvanized Elbow		
11505-2	1" 90½ Galvanized Elbow		

Nickel-Plated Drive Chain in Bulk Roll

No. 2050 roller chain in convenient bulk form may be cut in any length to replace or repair drive chains on any model of Poweroll. Roll includes 10 spring clip Connecting Links.

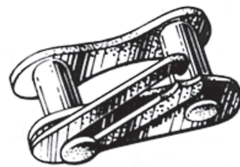


Part Number	Weight	Length
70-5-100	52 lbs.	100 ft.

Connecting Links

Spring clip type.

Part Number	Description
70-6	#2050 Connecting Link
70-6-25	#2050 Connecting Link (pkg of 25)
70-2050-OL	#2050 Offset Link(Full)
70-50-OL	#50 Offset Links (Half)
70-50-HL	#50 Half Link



Product of: **TRAVIS PATTERN & FOUNDRY INC., SPOKANE, WASHINGTON**

Home Office: PH (509)466-3545 FAX (509)467-6465

Portland Office: PH (503)692-5353 FAX (503)692-5358


3/4" BRASS AGRICULTURAL SPRINKLERS



WR-33



WR-32



WR-35

NOTE: All sprinklers are double nozzle, but are shipped with the removable spreader nozzle plug installed and no range nozzle. All nozzles are ordered separately.

**See performance data on following pages.*

Part Number	Description	Weight	Pieces Per Box
WR-33	Brass Impact Sprinkler	1.0 lb	30/60
WR-32	Brass Sprinkler w/Aluminum Arm	1.0 lb	30/60
WR-35	Part-circle Adjustable Brass Sprinkler	1.4 lb	20

NOZZLES

Part Number	Description	GPM at 50 PSI	Application Rate (40 x 60)	Pieces Per Box
WR-7/64	7/64" Range Nozzle	2.45		30
WR-1/8	1/8" Range Nozzle	3.22		30
WR-9/64	9/64" Range Nozzle	4.07	.16"/hr	30
WR-5/32	5/32" Range Nozzle	4.98	.20"/hr	30
WR-11/64	11/64" Range Nozzle	6.01	.24"/hr	30
WR-3/16	3/16" Range Nozzle	7.16	.29"/hr	30
WR-13/64	13/64" Range Nozzle	8.45	.34"/hr	30
WR-7/32	7/32" Range Nozzle	9.90	.40"/hr	30
SSN-3/32	3/32" Spreader Nozzle	3.22		30
SSN-1/8	1/8" Spreader Nozzle	1.76		30
SNP	Spreader Nozzle Plug (included with sprinkler)			50
VANE	Stream Straightening Vane for Range Nozzle			100

Product of: **TRAVIS PATTERN & FOUNDRY INC., SPOKANE, WASHINGTON**

Home Office: PH (509)466-3545 FAX (509)467-6465

Portland Office: PH (503)692-5353 FAX (503)692-5358

All prices subject to change without notice. • Prices will be that in effect at time of shipment.

PERFORMANCE DATA

WR-33 BRASS IMPACT SPRINKLER



WR-33 SINGLE NOZZLE - 27 DEG. TRAJECTORY (NO VANE)

NOZ PSI	1/8"		9/64"		5/32"		11/64"		3/16"		13/64"		7/32"	
	GPM	DIA. FT.	GPM	DIA. FT.	GPM	DIA. FT.	GPM	DIA. FT.	GPM	DIA. FT.	GPM	DIA. FT.	GPM	DIA. FT.
25	-	-	2.88	80	3.52	82	4.24	83	5.0	85	5.90	86	6.85	88
30	-	-	3.15	81	3.85	85	4.64	88	5.5	91	6.50	94	7.55	96
35	-	-	3.40	82	4.16	87	5.02	90	6.0	94	7.05	97	8.20	100
40	-	-	3.64	83	4.45	88	5.37	92	6.4	96	7.55	99	8.80	102
45	3.05	82	3.86	84	4.72	89	5.70	94	6.8	98	8.00	101	9.35	104
50	3.22	83	4.07	85	4.98	90	6.01	95	7.2	100	8.45	103	9.90	106
55	3.38	84	4.27	86	5.22	91	6.30	96	7.5	101	8.85	104	10.40	107
60	3.53	85	4.46	87	5.45	92	6.57	97	7.9	102	9.25	105	10.75	108
65	3.68	86	4.65	88	5.68	93	6.83	98	8.2	103	9.60	106	11.10	109
70	3.82	86	4.83	89	5.90	94	7.09	99	8.5	104	9.95	107	11.40	110
75	3.96	87	5.00	90	6.11	95	7.34	100	8.8	105	10.25	108	11.70	111
80	4.09	87	5.17	91	6.30	96	7.58	101	9.1	106	10.50	109	12.00	112

WR-33 DOUBLE NOZZLE - 27 DEG. TRAJECTORY (NO VANE)

NOZ PSI	9/64"x 3/32"		5/32"x 3/32"		11/64"x 3/32"		3/16"x 3/32"		3/16"x 1/8"		13/64"x 1/8"		7/32"x 1/8"	
	GPM	DIA. FT.	GPM	DIA. FT.	GPM	DIA. FT.	GPM	DIA. FT.	GPM	DIA. FT.	GPM	DIA. FT.	GPM	DIA. FT.
25	4.18	80	4.83	82	5.55	83	6.31	85	7.40	85	8.30	86	9.25	88
30	4.58	81	5.28	85	6.07	88	6.93	91	8.15	91	9.15	94	10.20	96
35	4.95	82	5.71	87	6.57	90	7.51	94	8.83	94	9.93	97	11.10	100
40	5.29	83	6.11	88	7.03	92	8.03	96	9.46	96	10.65	99	11.90	102
45	5.61	84	6.48	89	7.46	94	8.53	98	10.05	98	11.30	101	12.65	104
50	5.91	85	6.82	90	7.87	95	9.00	100	10.60	100	11.90	103	13.35	106
55	6.20	86	7.15	91	8.25	96	9.45	101	11.10	101	12.50	104	14.00	107
60	6.48	87	7.47	92	8.60	97	9.86	102	11.60	102	13.00	105	14.50	108
65	6.75	88	7.78	93	8.93	98	10.27	103	12.10	103	13.50	106	15.00	109
70	7.00	89	8.08	94	9.25	99	10.66	104	12.50	104	14.00	107	15.45	110
75	7.25	90	8.37	95	9.56	100	11.02	105	12.90	105	14.40	108	15.90	111
80	7.49	91	8.65	96	9.87	101	11.36	106	13.25	106	14.80	109	16.30	112

NOTE:

- * Optional straightening vane will increase diameters by 4-8% at pressures of 40 psi and above.
- * Highest point of stream is 8 ft. above nozzle with 1/8" nozzle at normal operating pressure.
- * Performance stated at base pressure.

Product of: **TRAVIS PATTERN & FOUNDRY INC., SPOKANE, WASHINGTON**

Home Office: PH (509)466-3545 FAX (509)467-6465

Portland Office: PH (503)692-5353 FAX (503)692-5358

PERFORMANCE DATA



WR-32 BRASS IMPACT SPRINKLER
ALUMINUM ARM FOR LOW GALLONAGE APPLICATIONS

WR-32 SINGLE NOZZLE - ALUMINUM ARM

NOZ PSI	7/64"		1/8"		9/64"	
	GPM	DIA. FT.	GPM	DIA. FT.	GPM	DIA. FT.
25	1.73	77	2.25	78	2.88	80
30	1.89	78	2.47	79	3.15	81
35	2.05	78	2.68	80	3.40	82
40	2.19	79	2.87	81	3.64	83
45	2.32	80	3.05	82	3.86	84
50	2.45	80	3.22	83	4.07	85
55	2.57	81	3.38	84	4.27	86
60	2.68	82	3.53	85	4.46	87
65	2.79	82	3.68	86	4.65	88
70	2.90	83	3.82	86	4.83	89
75	3.00	83	3.96	87	5.00	90
80	3.10	84	4.09	87	5.17	91

WR-32 SINGLE NOZZLE - ALUMINUM ARM WITH STRAIGHTENING VANE

NOZ PSI	7/64"		1/8"		9/64"	
	GPM	DIA. FT.	GPM	DIA. FT.	GPM	DIA. FT.
25	1.73	78	2.25	82	2.88	85
30	1.89	79	2.47	84	3.15	87
35	2.05	80	2.68	85	3.40	89
40	2.19	81	2.87	86	3.64	91
45	2.32	82	3.05	87	3.86	92
50	2.45	83	3.22	88	4.07	93
55	2.57	84	3.38	89	4.27	94
60	2.68	85	3.53	90	4.46	95
65	2.79	86	3.68	91	4.65	96
70	2.90	87	3.82	92	4.83	97
75	3.00	88	3.96	93	5.00	98
80	3.10	89	4.09	94	5.17	100


Product of: **TRAVIS PATTERN & FOUNDRY INC., SPOKANE, WASHINGTON**

Home Office: PH (509)466-3545 FAX (509)467-6465

Portland Office: PH (503)692-5353 FAX (503)692-5358

All prices subject to change without notice. • Prices will be that in effect at time of shipment.

PERFORMANCE DATA



WR-35 ADJUSTABLE PART-CIRCLE BRASS IMPACT SPRINKLER

WR-35 SINGLE NOZZLE - 25 DEG. TRAJECTORY (NO VANE)

NOZ	5/23"		11/64"		3/16"		13/64"		7/32"	
	PSI	DIA. GPM FT.	DIA. GPM FT.	DIA. GPM FT.	DIA. GPM FT.	DIA. GPM FT.	DIA. GPM FT.	DIA. GPM FT.		
30	3.85	84	4.64	87	5.5	89	6.50	96	7.55	94
35	4.16	85	5.02	88	5.96	92	7.05	95	8.20	96
40	4.45	87	5.37	90	6.38	94	7.55	97	8.80	98
45	4.72	88	5.70	92	6.78	96	8.00	99	9.35	100
50	4.98	89	6.01	93	7.16	98	8.45	101	9.90	102
55	5.22	90	6.30	94	7.52	100	8.85	102	10.40	104
60	5.45	91	6.57	96	7.85	101	9.25	103	10.75	105
65	5.68	92	6.83	97	8.18	102	9.60	104	11.10	106
70	5.90	93	7.09	98	8.50	103	9.95	105	11.40	107

WR-35 DOUBLE NOZZLE - 25 DEG. TRAJECTORY (NO VANE)

NOZ	9/64"x 3/32"		5/32"x 3/32"		11/64"x 3/32"		3/16"x 3/32"		3/16"x 1/8"		13/64"x 1/8"		7/32"x 1/8"	
	PSI	DIA. GPM FT.	DIA. GPM FT.	DIA. GPM FT.	DIA. GPM FT.	DIA. GPM FT.	DIA. GPM FT.	DIA. GPM FT.	DIA. GPM FT.	DIA. GPM FT.	DIA. GPM FT.	DIA. GPM FT.		
30	4.58	80	5.28	84	6.07	87	6.93	89	8.15	89	9.15	93	10.20	94
35	4.95	81	5.71	85	6.57	88	7.51	92	8.83	92	9.93	95	11.10	96
40	5.29	82	6.11	87	7.03	90	8.03	94	9.46	94	10.65	97	11.90	98
45	5.61	83	6.48	88	7.46	92	8.53	96	10.05	96	11.30	99	12.65	100
50	5.91	84	6.82	89	7.87	93	9.00	98	10.60	98	11.90	101	13.35	102
55	6.20	85	7.15	90	8.25	94	9.45	100	11.10	100	12.50	102	14.00	104
60	6.48	86	7.47	91	8.60	96	9.86	101	11.60	101	13.00	103	14.50	105
65	6.75	87	7.78	92	8.93	97	10.27	102	12.10	102	13.50	104	15.00	106
70	7.00	88	8.08	93	9.25	98	10.66	103	12.50	103	14.00	105	15.45	107

NOTE:

- * Optional straightening vane will increase diameters by 4-8% at pressures of 40 psi and above.
- * Highest point of stream is 7 ft. above nozzle with 1/8" nozzle at normal operating pressure.
- * Performance stated at base pressure.

Product of: **TRAVIS PATTERN & FOUNDRY INC., SPOKANE, WASHINGTON**

Home Office: PH (509)466-3545 FAX (509)467-6465

Portland Office: PH (503)692-5353 FAX (503)692-5358

Blank area for notes.

Product of: **TRAVIS PATTERN & FOUNDRY INC., SPOKANE, WASHINGTON**

Home Office: PH (509)466-3545 FAX (509)467-6465

Portland Office: PH (503)692-5353 FAX (503)692-5358

All prices subject to change without notice. • Prices will be that in effect at time of shipment.