

CK7000SH

GE Cafe™ Series 27 in. Built-in Single Convection Wall Oven

Dimensions and Installation Information (in inches)

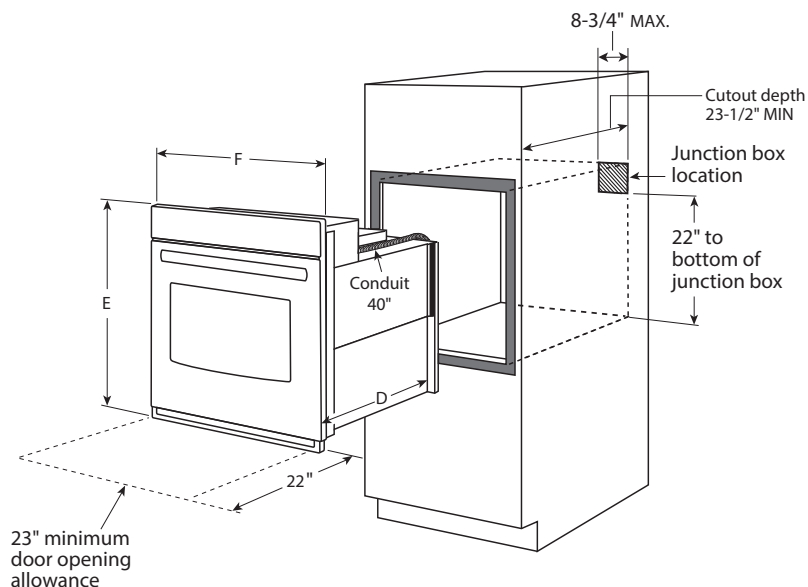
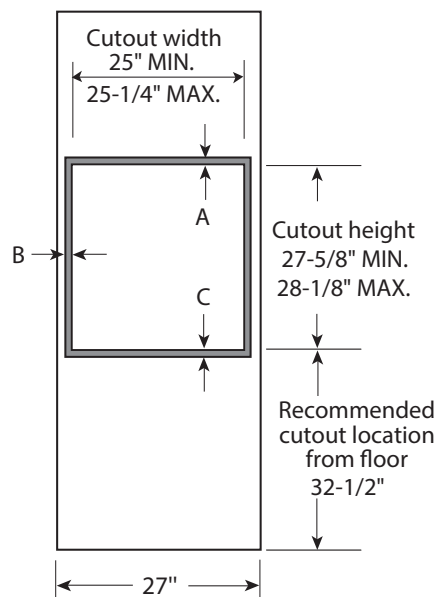
Note: Cabinets installed adjacent to wall ovens must have an adhesion spec of at least a 194°F temperature rating.

Note: If marks, blemishes or the cutout opening is visible above the installed oven, it may be necessary to add wood shims under the runners and front trim until the marks or openings are covered.

Note: Door handle protrudes 2-1/2" from door face. Cabinets and drawers on adjacent 45° and 90° walls should be placed to avoid interference with the handle.

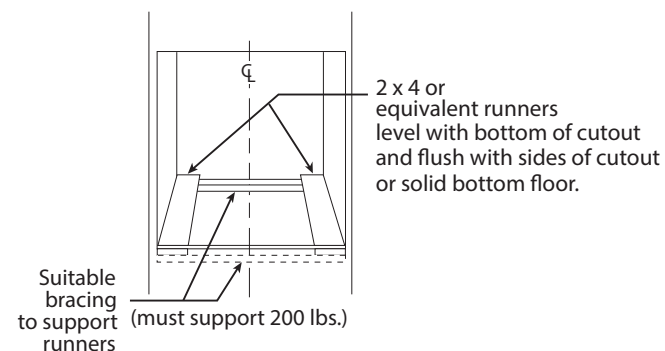
Electric wall ovens are not approved for installation with a plug and receptacle. They must be hard wired in accordance with installation instructions.

Installation Information: Before installing, consult instructions packed with product for current dimensional data.



KW Rating	
240V	3.6
208V	2.7
Breaker Size	
240V	20 Amps
208V	20 Amps

CK7000	
Cabinet	27"
A – Overlap of oven at top of cutout	1"
B – Overlap of oven over side of edges of cutout	1"
C – Overlap of oven at bottom of cutout	1"
Oven	
D – Overall depth with handle	26-23/32"
Overall depth with handle without handle	23-5/8"
E – Overall height with trim	30-3/16"
F – Overall width	26-23/32"



imagination at work

For answers to your Monogram® or GE appliance questions, visit our website at geappliances.com or call GE Answer Center® service, 800.626.2000.



Specification Revised 1/15

CK7000SH

GE Cafe™ Series 27 in. Built-in Single Convection Wall Oven

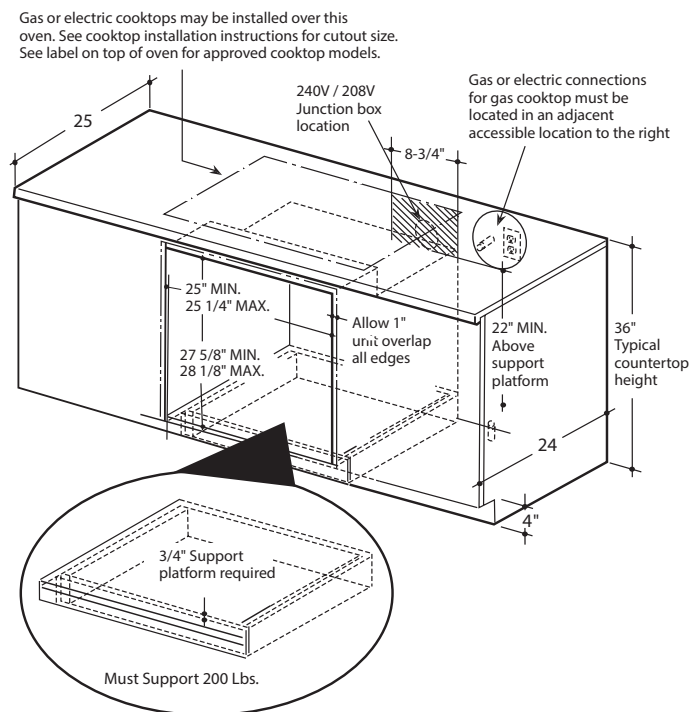
Undercounter Dimensions and Installation Information

Note: 36" ribbon cooktops are approved for use over GE 30" single wall ovens and warming drawers. 30" ribbon cooktops are approved for use over GE 30" and GE 27" single wall ovens and warming drawers. Refer to cooktop and wall oven installation information packed with products for current dimensional data.

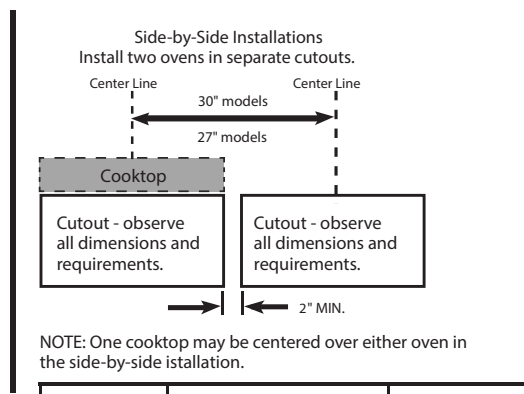
Note: Oven is rated for use only under GE 30" standard or sealed burner gas and selected GE 30" smoothtop and Calrod® electric cooktops.

Installation information: Before installing, consult installation instructions packed with product for current dimensional data.

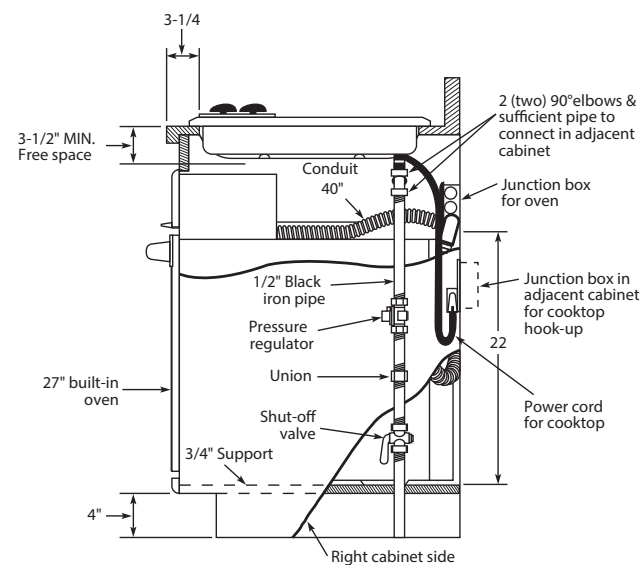
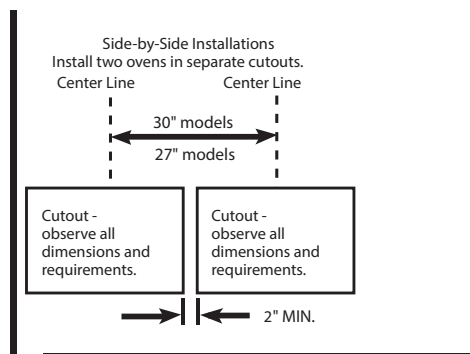
Electric wall ovens are not approved for installation with a plug and receptacle. They must be hard wired in accordance with installation instructions.



Side by Side single ovens under cooktop and counter



Side by Side single ovens



imagination at work

For answers to your Monogram® or GE appliance questions, visit our website at geappliances.com or call GE Answer Center® service, 800.626.2000.


Specification Revised 1/15

CK7000SH

GE Cafe™ Series 27 in. Built-in Single Convection Wall Oven

Features and Benefits

- True European Convection - Achieve delicious results from a third heating element and fan combination
- WiFi Connect - Wirelessly control functions from your smartphone
- Self-clean with Steam Clean option - Clean your oven the way you want
- Self-clean heavy-duty oven racks - Conveniently clean your oven and racks together
- Glass touch controls - Set temperatures quickly and clean with little effort
- Halogen interior oven lighting - Easily see how your food is baking
- Ten-pass bake element - Even baking is assured with heat that covers more surface area
- Eight-pass broil element - Get full broil coverage and even browning from edge to edge
- 4.3 cu. ft. oven capacity - Cook more dishes at once
- Black gloss oven interior - Enjoy a clean and sleek appearance
- Model CK7000SHSS - Stainless steel



imagination at work