



## MODA™ GAS SUPPLY BOX

Job Name _____	Item # _____
Location _____	
Engineer _____	Contractor _____
PO # _____	Tag _____
Representative _____	

### SPECIFICATIONS

Oatey MODA™ Gas Supply Boxes shall be used in gas supply systems for residential or commercial applications. Boxes shall allow for mounting direct-to-stud or between studs with supply line from top or bottom. Valves shall be available with yellow handle, with or without brass shank, and plastic brackets for between stud configuration. Outlet shall be 1/2" or 3/4" with 1/4 turn valve.

### APPROVALS & LISTINGS

Valves	ANSI Z21.15/CSA9.1-2009
--------	-------------------------

### FEATURES & MATERIALS

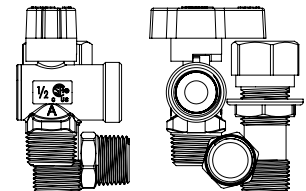
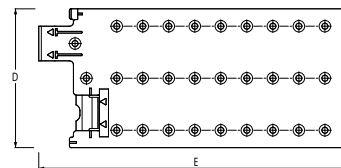
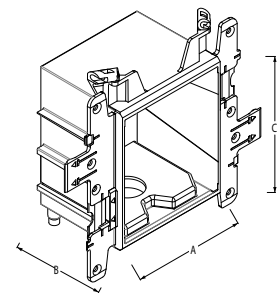
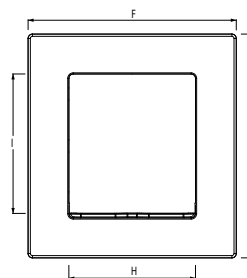
Supply Box	PVC
Faceplate	PVC
Bracket	PVC
Valve Body	Brass
Valve Handle	Aluminum Alloy
Locknut	Zinc Alloy
Adapter	Brass
Test Plug	Brass
Sizes (Outlets)	1/2" & 3/4"

### PERFORMANCE SPECIFICATIONS

Max Working Pressure	1/2 PSIG
Max Testing Pressure	10 PSI

### PRODUCT SELECTOR

GAS SUPPLY			
✓	Product Number	Description	Ctn. Qty.
	37560	MODA Gas Supply Box, Brass, 1/2 NPT Valve	1
	37561	MODA Gas Supply Box, Brass, 3/4 NPT Valve	1
	37562	MODA Gas Supply Box, 1/2 NPT Valve, Test Plug, ADAP, Locknut Kit	1
	37563	MODA Gas Supply Box, 3/4 NPT Valve, Test Plug, ADAP, Locknut Kit	1
	37564	MODA Gas Supply Box, Plain Box, No Valves	1



### GAS TYPES

- Natural Gas
- Propane

### DIMENSIONS

[A]:	Box Width	4.00"	[F]:	Faceplate Width	6.00"
[B]:	Box Depth	3.38"	[G]:	Faceplate Height	6.45"
[C]:	Box Height	4.85"	[H]:	Faceplate Opening Width	3.62"
[D]:	Bracket Width	4.00"	[I]:	Faceplate Opening Height	4.12"
[E]:	Bracket Length	8.00"	[J]:	Faceplate Depth	1.25"

Access BIM/Revit content through [www.oatey.com](http://www.oatey.com)