

BALDWIN®

KNOBS



RESERVE™

# BALDWIN®

## KNOBS



Crystal  
(CRY)



Ellipse  
(ELL)



Round  
(ROU)



Traditional  
(TRA)



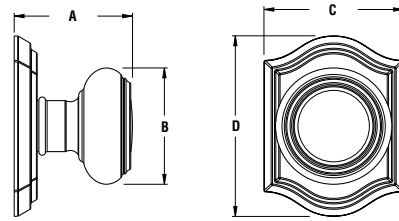
Contemporary  
(CON)



Rustic  
(RUS)

### KNOB SPECIFICATIONS

Door Preparation	2-1/8" cross bore. 1" edge bore for latch.
Door Thickness	1-3/8" to 2" standard. Thick door optional for up to 2-1/2".
Cylinder	Baldwin 5-pin C-Keyway.
Backset	Adjustable 2-3/8" or 2-3/4".
Front & Latch	Square Corner Adjustable (SL) standard. Round Corner (RL), Drive In (DL), or 6 Way Adjustable (6L) optional.
Strike	Square Corner (SS) standard. Round Corner (RS), or Dual Strike (DS) optional. Extended Lip strike shipped with all thick door locks (ES).
Latch Bolt	1/2" passage/privacy/entry function bolt.
Handing	Handing not required.
ANSI/BHMA	Tested to exceed ANSI/BHMA Grade 2 security.
ADA	N/A
UL	20-minute certified UL option available.



### KNOB DIMENSIONS

	CRY	ELL	ROU	TRA	CON	RUS
A	2-29/32"	2-11/32"	2-7/32"	2-1/4"	2-5/32"	2-7/32"
A (Keyed)	N/A	2-3/16"	2-3/16"	2-3/16"	2-3/16"	2-3/16"
B	2-3/16"	2-7/16"	2-3/16"	2-7/32"	2-11/32"	2-11/32"

### ROSE DIMENSIONS

	TAR	TRR	TSR	CRR	CSR	RAR	RSR
C	2-21/32"	2-9/16"	2-19/32"	2-9/16"	2-9/16"	2-11/16"	2-5/8"
D	3-7/16"	2-9/16"	2-19/32"	2-9/16"	2-9/16"	4-1/2"	4"

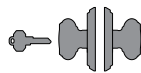
### FUNCTIONS



Passage  
(PS)



Privacy  
(PV)



Keyed Entry  
(EN)



Full Dummy  
(FD)


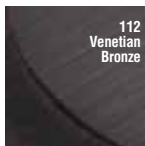



Half Dummy  
(HD)

### FINISH AVAILABILITY

	003	049	112	141	150	152	260	481	492
CRY	•	•	•	•	•	•	•		
ELL	•	•	•	•	•	•	•		
ROU	•	•	•	•	•	•	•		
TRA	•	•	•	•	•	•	•		
CON			•	•	•		•		
RUS								•	•

### FINISHES



LIMITED LIFETIME MECHANICAL • 25-YEAR FINISH WARRANTY