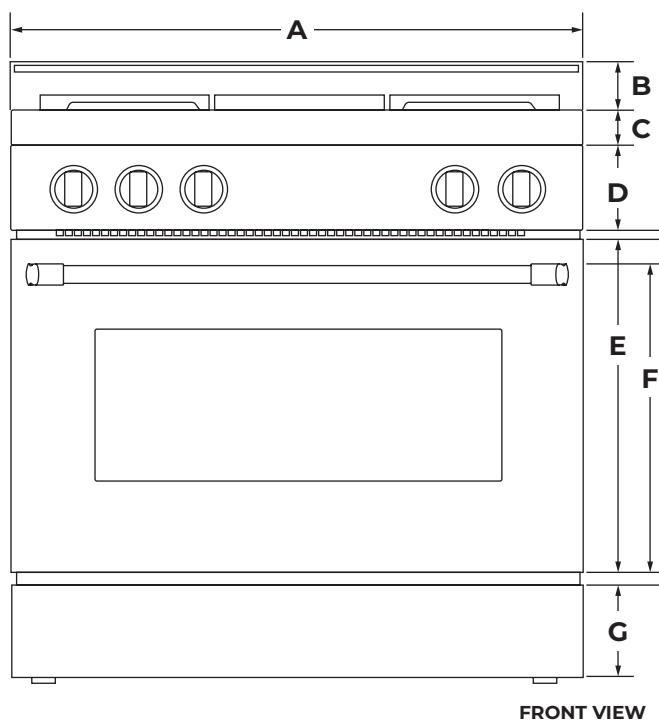


JENNAIR® DIMENSIONS

GAS RANGES

PRODUCT

	30" GAS RANGE JGRP430H	36" GAS RANGE JGRP436H
Overall Width (A)	29-7/8" (75.9 cm)	35-7/8" (91.1 cm)
Rear Vent Height (B)	3" (7.6 cm)	3" (7.6 cm)
Bullnose Height (C)	2-1/8" (5.4 cm)	2-1/8" (5.4 cm)
Control Panel Height (D)	7-1/2" (19.1 cm)	7-1/2" (19.1 cm)
Door Height (E)	20-11/16" (52.6 cm)	20-11/16" (52.6 cm)
Door Bottom to Handle Top: RISE™ (F)	20" (50.8 cm)	20" (50.8 cm)
Door Bottom to Handle Top: NOIR™ (F)	20-5/8" (52.4 cm)	20-5/8" (52.4 cm)
Toe-Kick Height (G)	6-11/16" (17 cm)	6-11/16" (17 cm)



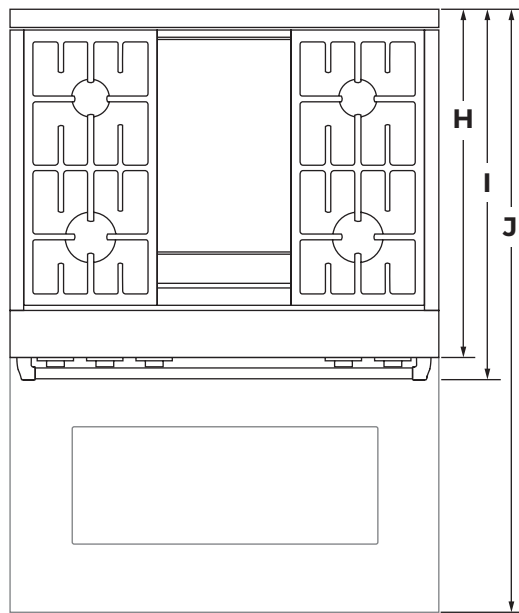
IMPORTANT: Dimensional specifications are provided for planning purposes only. Do not make any cutouts based on this information. Refer to the Installation Guide before selecting cabinetry, verifying electrical/gas connections, making cutouts or beginning installation. All JennAir® appliances are appropriately UL, CUL or CSA approved.

JENNAIR® DIMENSIONS

GAS RANGES

PRODUCT

	30" GAS RANGE JGRP430H	36" GAS RANGE JGRP436H
Depth with Control Panel Overhang (H)	27-11/16" (70.3 cm)	27-11/16" (70.3 cm)
Depth with Handle: RISE™ (I)	29-13/16" (75.7 cm)	29-13/16" (75.7 cm)
Depth with Handle: NOIR™ (I)	29-5/16" (74.5 cm)	29-5/16" (74.5 cm)
Depth with Door Fully Open (J)	46-1/2" (118.1 cm)	46-1/2" (118.1 cm)



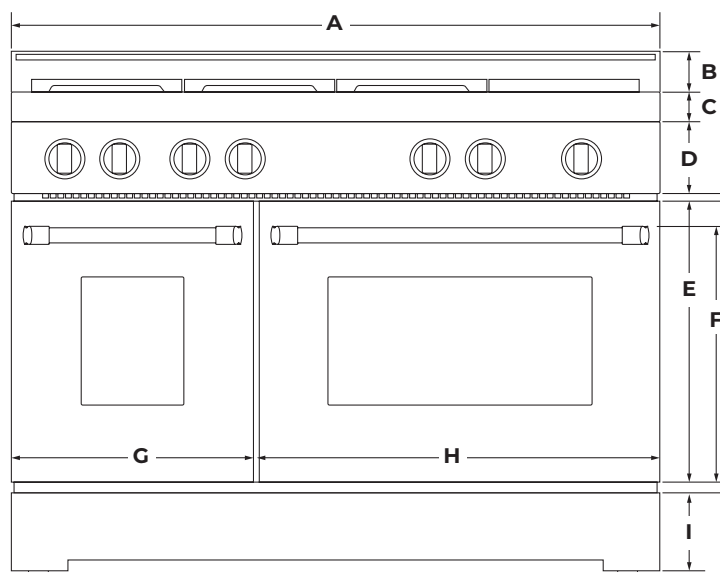
TOP VIEW

JENNAIR® DIMENSIONS

GAS RANGES

PRODUCT

	48" GAS RANGE JGRP548H
Overall Width (A)	47-7/8" (121.6 cm)
Rear Vent Height (B)	3" (7.6 cm)
Bullnose Height (C)	2-1/8" (5.4 cm)
Control Panel Height (D)	7-1/2" (19.1 cm)
Door Heights (E)	20-11/16" (52.5 cm)
Door Bottom to Handle Tops: RISE™ (F)	20" (50.8 cm)
Door Bottom to Handle Tops: NOIR™ (F)	20-5/8" (52.4 cm)
Secondary Oven Door Width (G)	17-3/4" (45.1 cm)
Main Oven Door Width (H)	29-5/8" (75.2 cm)
Toe-Kick Height (I)	6-11/16" (17 cm)



FRONT VIEW



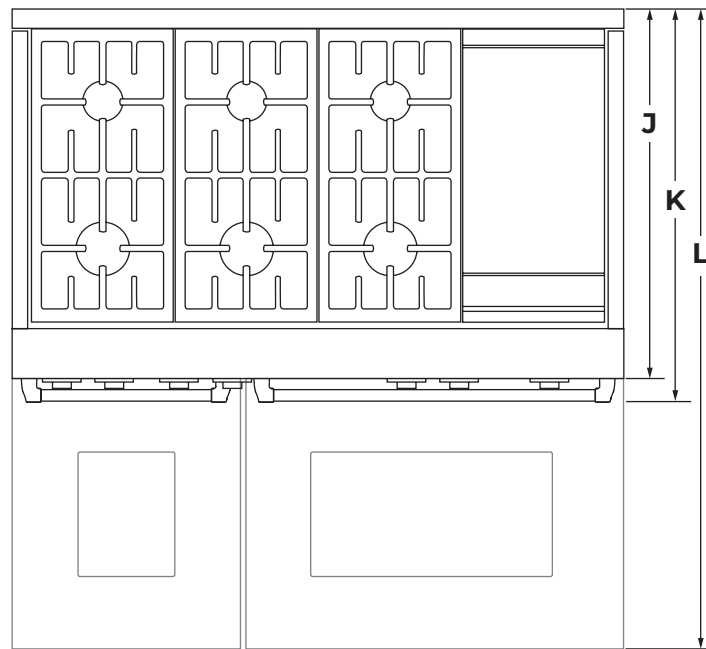
IMPORTANT: Dimensional specifications are provided for planning purposes only. Do not make any cutouts based on this information. Refer to the Installation Guide before selecting cabinetry, verifying electrical/gas connections, making cutouts or beginning installation. All JennAir® appliances are appropriately UL, CUL or CSA approved.

JENNAIR® DIMENSIONS

GAS RANGES

PRODUCT

	48" GAS RANGE JGRP548H
Depth with Control Panel Overhang (J)	27-11/16" (70.3 cm)
Depth with Handles: RISE™ (K)	29-13/16" (75.7 cm)
Depth with Handles: NOIR™ (K)	29-5/16" (74.5 cm)
Depth with Doors Fully Open (L)	46-1/2" (118.1 cm)



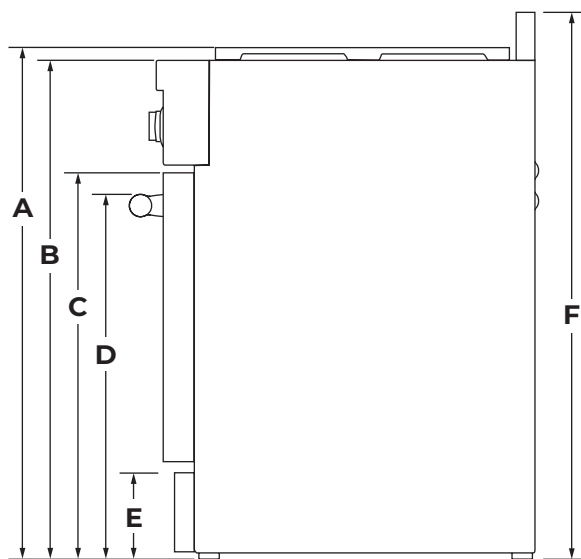
TOP VIEW

JENNAIR® DIMENSIONS

GAS RANGES

PRODUCT

	30" GAS RANGE JGRP430H	36" GAS RANGE JGRP436H	48" GAS RANGE JGRP548H
Grates Top Height (A)	37-5/16" (94.8 cm)	37-5/16" (94.8 cm)	37-5/16" (94.8 cm)
Cooking Surface Top Height (B)	36" (91.4 cm)	36" (91.4 cm)	36" (91.4 cm)
Door Top Height (C)	27-13/16" (70.6 cm)	27-13/16" (70.6 cm)	27-13/16" (70.6 cm)
Handle Top Height: RISE™ (D)	27" (68.6 cm)	27" (68.6 cm)	27" (68.6 cm)
Handle Top Height: NOIR™ (D)	27-5/8" (70.2 cm)	27-5/8" (70.2 cm)	27-5/8" (70.2 cm)
Toe-Kick Top Height (E)	6-11/16" (17 cm)	6-11/16" (17 cm)	6-11/16" (17 cm)
Rear Vent Height (F)	38-3/4" (98.4 cm)	38-3/4" (98.4 cm)	38-3/4" (98.4 cm)



SIDE VIEW



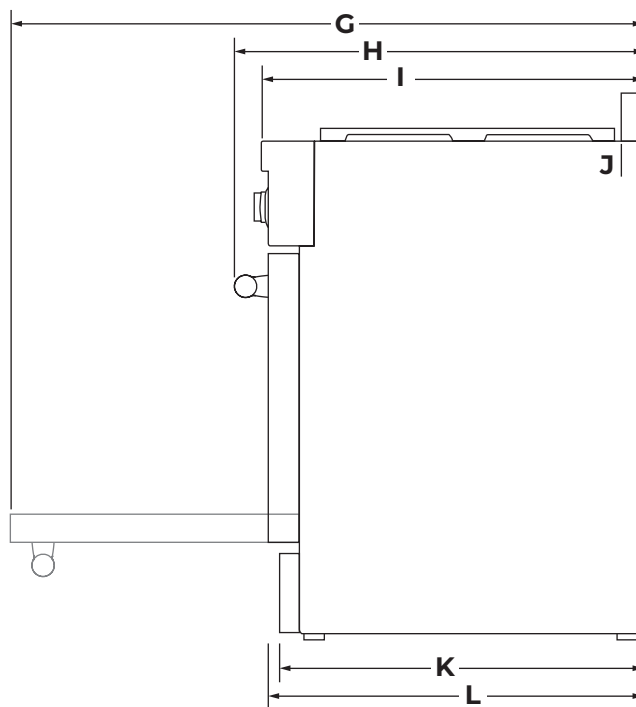
IMPORTANT: Minimum height dimensions are at the lowest point of the height adjustment range. When the leveling legs are fully extended, all heights have 1-3/4" (4.4 cm) of added height.

JENNAIR® DIMENSIONS

GAS RANGES

PRODUCT

	30" GAS RANGE JGRP430H	36" GAS RANGE JGRP436H	48" GAS RANGE JGRP548H
Depth with Door Fully Open (G)	46-1/2" (118.1 cm)	46-1/2" (118.1 cm)	46-1/2" (118.1 cm)
Depth with Handle: RISE™ (H)	29-13/16" (75.7 cm)	29-13/16" (75.7 cm)	29-13/16" (75.7 cm)
Depth with Handle: NOIR™ (H)	29-5/16" (74.5 cm)	29-5/16" (74.5 cm)	29-5/16" (74.5 cm)
Depth with Control Panel Overhang (I)	27-11/16" (70.3 cm)	27-11/16" (70.3 cm)	27-11/16" (70.3 cm)
Rear Vent Depth (J)	2-1/4" (5.7 cm)	2-1/4" (5.7 cm)	2-1/4" (5.7 cm)
Depth to Toe-Kick with Door (K)	26-3/8" (67 cm)	26-3/8" (67 cm)	26-3/8" (67 cm)
Depth with RISE™ Door (L)	27-1/4" (69.2 cm)	27-1/4" (69.2 cm)	27-1/4" (69.2 cm)
Depth with NOIR™ Door (L)	27-1/4" (69.2 cm)	27-1/4" (69.2 cm)	27-1/4" (69.2 cm)



SIDE VIEW

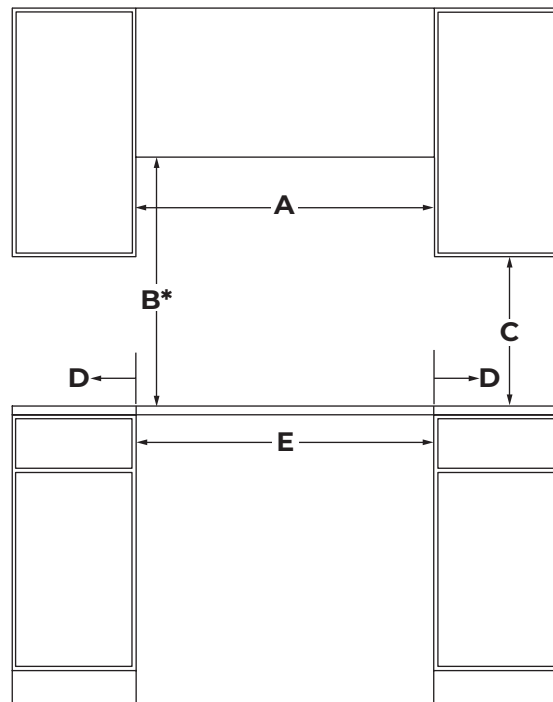
JENNAIR® DIMENSIONS

GAS RANGES

OPENING AND CLEARANCE

	30" GAS RANGE JGRP430H	36" GAS RANGE JGRP436H	48" GAS RANGE JGRP548H
Combustible Area Above Cooking Surface Width (A)	30" (76.2 cm) min.	36" (91.4 cm) min.	48" (121.9 cm) min.
Bottom of Cabinet Height Above Cooking Surface (B)*	42" (106.7 cm) min.	58" (147.3 cm) min.	58" (147.3 cm) min.
Bottom of Cabinet Height Above Countertop (C)	18" (45.7 cm) min.	18" (45.7 cm) min.	18" (45.7 cm) min.
Distance to Fixed Wall or Combustible Material (D)	12" (30.5 cm) min.	12" (30.5 cm) min.	12" (30.5 cm) min.
Opening Width (E)	30" (76.2 cm) min.	36" (91.4 cm) min.	48" (121.9 cm) min.

*If installing a hood or hood liner above the range, follow the hood or hood liner instructions for dimensional clearances above the cooking surface.



FRONT VIEW

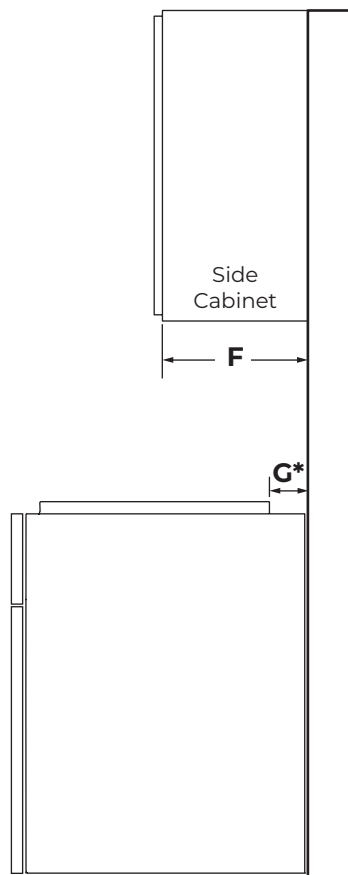
JENNAIR® DIMENSIONS

GAS RANGES

OPENING AND CLEARANCE

	30" GAS RANGE JGRP430H	36" GAS RANGE JGRP436H	48" GAS RANGE JGRP548H
Upper Cabinet Depth (F)	13" (33 cm) max.	13" (33 cm) max.	13" (33 cm) max.
Distance to Fixed Wall or Combustible Material (G)*	6" (15.2 cm)	6" (15.2 cm)	6" (15.2 cm)

*If the back wall is constructed of a combustible material and a backsplash is not installed, a 6" (15.2 cm) minimum clearance is required.



SIDE VIEW

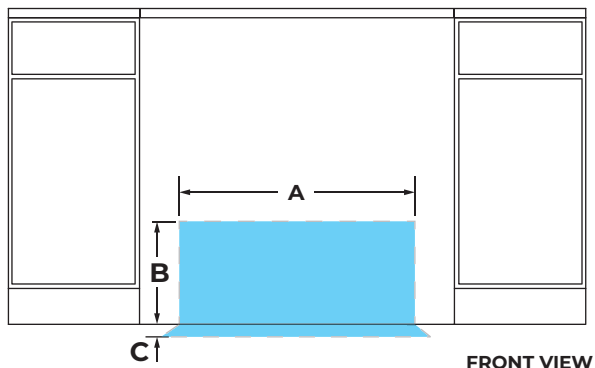
JENNAIR® DIMENSIONS

GAS RANGES

ELECTRICAL REQUIREMENTS

	30" GAS RANGE JGRP430H	36" GAS RANGE JGRP436H	48" GAS RANGE JGRP548H
Electrical Zone Width (A)	22" (55.9 cm)	28" (71.1 cm)	40" (101.6 cm)
Electrical Zone Height (B)	15" (38.1 cm)	15" (38.1 cm)	15" (38.1 cm)
Electrical Zone Depth (C)	5" (12.7 cm)	5" (12.7 cm)	5" (12.7 cm)

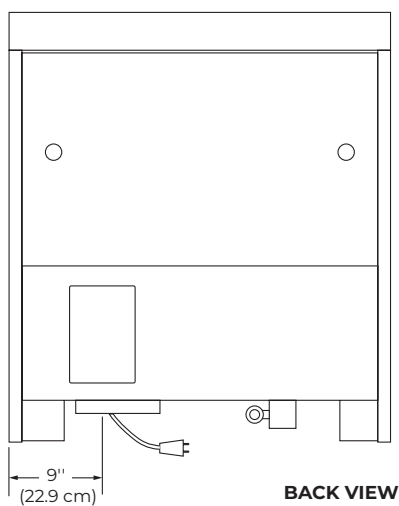
RECOMMENDED ELECTRICAL ZONE



ELECTRIC REQUIREMENTS CHECKLIST

- A 120 volt, 60 Hz, AC-only 15-amp, fused grounded circuit is required.
- A dedicated circuit is recommended.

WIDTH TO ELECTRICAL CONDUIT



IF YOU HAVE QUESTIONS ABOUT YOUR ELECTRICAL SUPPLY, CALL A LICENSED, QUALIFIED ELECTRICIAN.

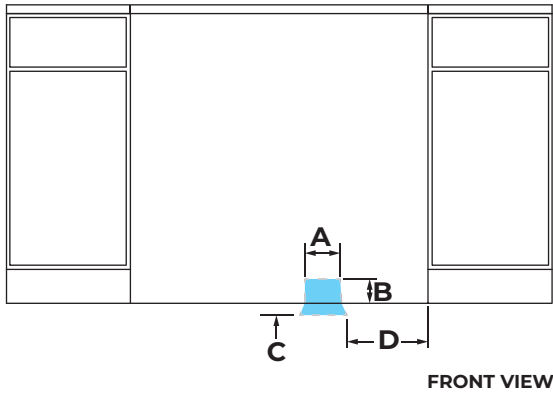
JENNAIR® DIMENSIONS

GAS RANGES

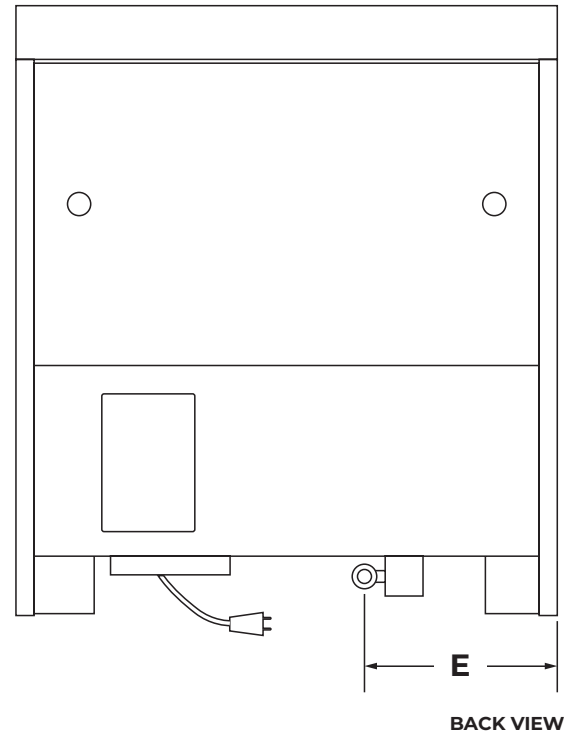
GAS REQUIREMENTS

	30" GAS RANGE JGRP430H	36" GAS RANGE JGRP436H	48" GAS RANGE JGRP548H
Gas Opening Width (A)	6" (15.2 cm)	14" (35.5 cm)	24" (61 cm)
Gas Opening Height (B)	3" (7.6 cm)	3" (7.6 cm)	3" (7.6 cm)
Gas Opening Depth (C)	5" (12.7 cm)	5" (12.7 cm)	5" (12.7 cm)
Distance from Side Cabinet to Gas Opening (D)	6" (15.2 cm)	6" (15.2 cm)	6" (15.2 cm)
Width to Gas Inlet (E)	12-3/4" (32.4 cm)	12-3/4" (32.4 cm)	12-3/4" (32.4 cm)

RECOMMENDED GAS ZONE



WIDTH TO GAS INLET



IF YOU HAVE QUESTIONS ABOUT YOUR GAS SUPPLY, CALL A LICENSED, QUALIFIED SERVICE TECHNICIAN.