



Corbelle® Comfort Height®

Two-piece elongated 1.28 gpf toilet w/
ContinuousClean XT
K-5709

Features

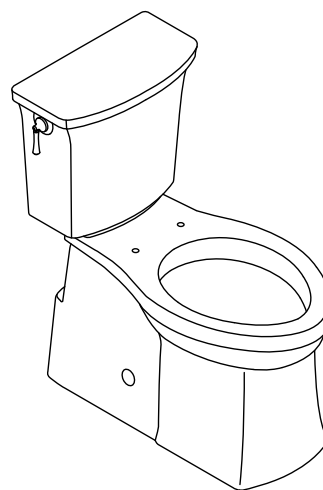
- Two-piece design.
- Elongated bowl offers added room and comfort.
- Skirted trapway simplifies cleaning.
- ContinuousClean system automatically dispenses cleaning solution with every flush.
- Works with any white toilet bowl cleaner tablet. Tablets last for more than one year in ContinuousClean system.
- Revolution 360® flushing technology generates a forceful swirling motion to keep the bowl clean longer.
- 1.28 gpf (4.8 lpf).
- 2-1/8" (54 mm) glazed trapway.
- Patented ReadyLock® installation system, a simple solution for skirted toilets, saves time, hassle, and eliminates the need to drill into the floor for standard 12" (305 mm) rough-in.
- CleanCoat™ surface treatment inhibits the growth of water scale and mineral stains for improved ease of cleaning.
- 9-3/4" (248 mm) x 7-1/4" (184 mm) water area.
- Comfort Height® feature offers chair-height seating that makes sitting down and standing up easier for most adults.
- Combination of ContinuousClean technology with CleanCoat™ surface and Revolution 360® flushing technology keeps the bowl cleaner 5x longer than conventional KOHLER toilets. (Based on 2019 consumer perception study and bacterial counts)

Material

- Vitreous china.

Technology

- Adjustment dial lets you set how much cleaning solution is dispensed with every flush.
- Optional: uses two AAA batteries (included) to power the LED system indicator light. System indicator light will notify user when system is working properly and when to replace cleaning agent or batteries.
- Single-flush gravity uses the force of gravity and a precision-engineered tank, bowl, and trapway to create a strong siphon during flushing.
- AquaPiston® canister allows water to flow out of the tank from all sides (360°), increasing the power and effectiveness of the flush.
- Flush valve's 3:2 ratio harnesses the natural force of gravity and optimizes flush performance.
- Durable canister design has 90% less exposed seal material than a 3" (76 mm) flapper, for leak-free performance. Light-touch canister flush requires a lower actuation force than a flapper



ADA **CSA B651** **OBC**

Codes/Standards







ASME A112.19.2/CSA B45.1
DOE - Energy Policy Act 1992
EPA WaterSense®
California Energy Commission (CEC)
ADA
ICC/ANSI A117.1
CSA B651
OBC

KOHLER® Toilets and Seats Limited Warranty

See website for detailed warranty information.

Available Colors/Finishes

Color tiles intended for reference only.

Color	Code	Description
	0	White
	96	Biscuit
	NY	Dune
	95	Ice™ Grey
	G9	Sandbar
	7	Black Black™

1-800-4KOHLER (1-800-456-4537)

Kohler Co. reserves the right to make revisions without notice to product specifications.

For the most current Specification Sheet, go to www.kohler.com.

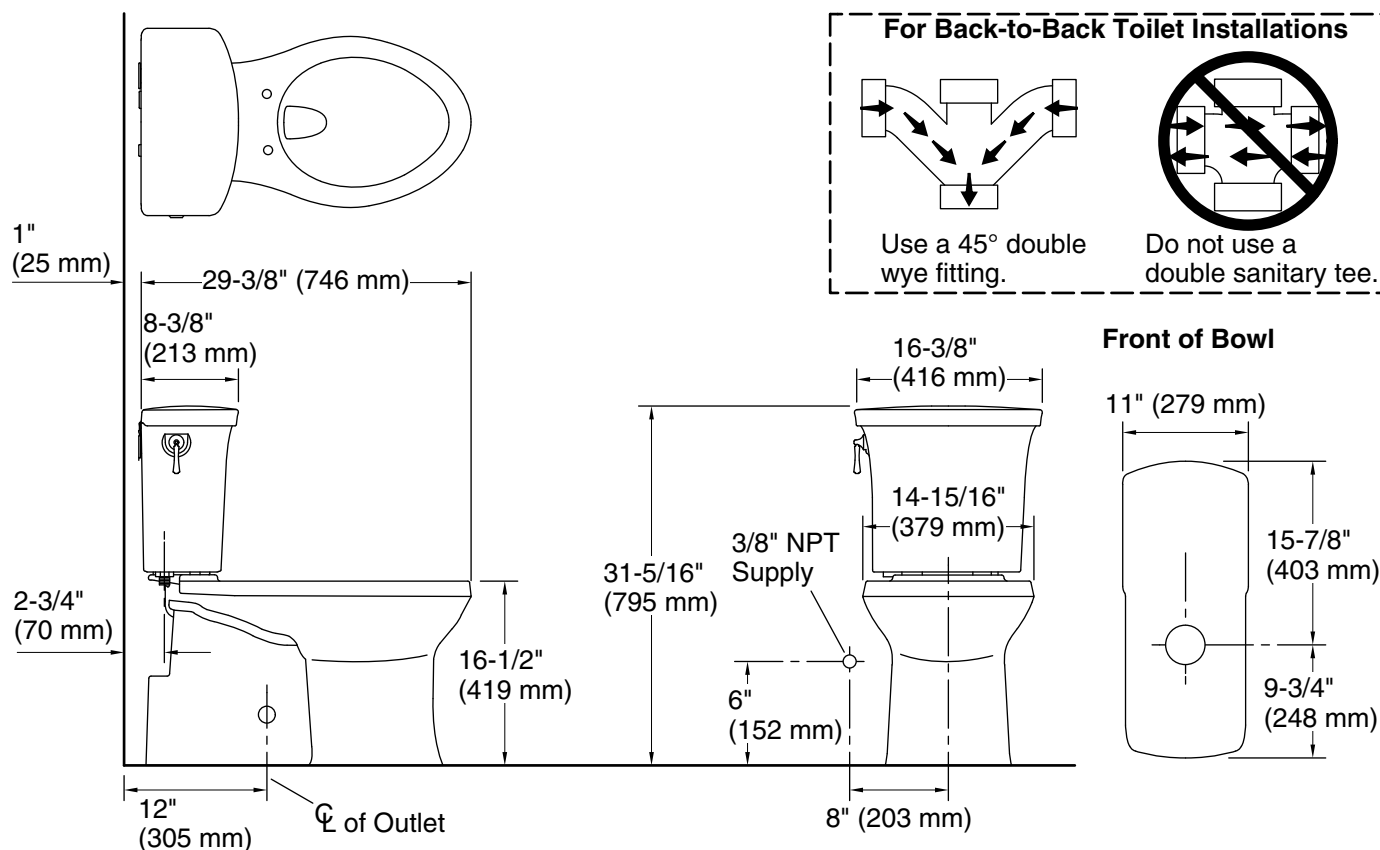
7-19-2022 21:29 - US/CA/MX

THE BOLD LOOK
OF **KOHLER®**



Corbelle® Comfort Height®

Two-piece elongated 1.28 gpf toilet w/
ContinuousClean XT
K-5709



Technical Information

All product dimensions are nominal.

Toilet type:	Floor-mount
Waste Outlet:	Floor
Bowl shape:	Elongated
Flush type:	Siphon jet, Revolution 360®
Trap passageway:	2-1/8" (54 mm)
Water Consumption	
Full:	1.28 gpf (4.8 lpf)
Rough-in:	12" (305 mm)

Notes

Install this product according to the installation instructions.

For back-to-back toilet installations: Use only a 45° double wye fitting.

ADA, OBC, CSA B651 compliant when installed to the specific requirements of these regulations.

Plumbing codes may require elongated toilets and elongated, open-front seats in public bathrooms.

Accessibility standards may require controls to be located on the open side of the toilet.