

# 30" Built-In Custom Panel Bottom-Freezer



**BOSCH**  
Invented for life

Benchmark® Series – Custom Panel B30IB900SP



**B30IB900SP**  
Custom Panel

**This 30" Custom Panel built-in refrigerator works efficiently to keep food fresh longer, and prevent the transfer of flavors and odors.**

## Features & Benefits

Remotely monitor and control your refrigerator with the Home Connect™ app.

Bright LED lighting illuminates the entire interior.

Dual evaporators prevent odor transfer and optimize freshness.

Optiflex® hinge allows for flush-mount doors, without damaging surrounding cabinetry.

ENERGY STAR® qualified for energy efficiency.

## General Properties

Home Connect™ (Wi-Fi Enabled)	Yes
Reversible door hinge	Yes
Water filter	Yes
Lighting	LED side wall theater
Defrost process refrigerator section	Frost-free
Number of shelves - refrigerator	3
Adjustable shelves - refrigerator	2
Shelf material - refrigerator	Glass w/ metal trim
Type of shelves - refrigerator	Full width
Gallon storage bins	1
Humidity control drawer	Yes - 1
Defrost process freezer section	Automatic
Number of drawers - freezer	2
Ice maker	Yes
Quick ice	No

## Capacity

Total capacity	16 cu. ft.
----------------	------------



## Technical Details

Watts (W)	588 W
Current (A)	15 A
Volts (V)	120 V
Frequency (Hz)	60 Hz
Power cord length (in.)	118"
Plug type	120V-3 prong

## Dimensions & Weight

Appliance dimensions (H x W x D) (in.)	84" x 29 3/4" x 24"
Required cutout size (H x W x D) (in.)	84" x 30" x 25"
Net weight (lbs)	395 lbs

## Efficiency

ENERGY STAR® qualified	Yes
Energy consumption (kWh/yr)	546 kWh



**Accessories:** To purchase Bosch accessories, cleaners & parts please visit [www.bosch-home.com/us/store](http://www.bosch-home.com/us/store) or call 1-800-944-2904 (Mon to Fri 5 am to 6 pm PST, Sat 6 am to 3 pm PST).

**Notes:** All height, width and depth dimensions are shown in inches. BSH reserves the absolute and unrestricted right to change product materials and specifications, at any time, without notice. Consult the product's installation instructions for final dimensional data and other details prior to making cutout.

**Warranties:** Please see Use & Care manual or Bosch website for statement of limited warranty.

**For more information on our entire line of products, go to [www.bosch-home.com/us](http://www.bosch-home.com/us) or call 1-800-944-2904**

© BSH Home Appliances Corporation. All rights reserved. Bosch is a registered trademark of Robert Bosch GmbH.

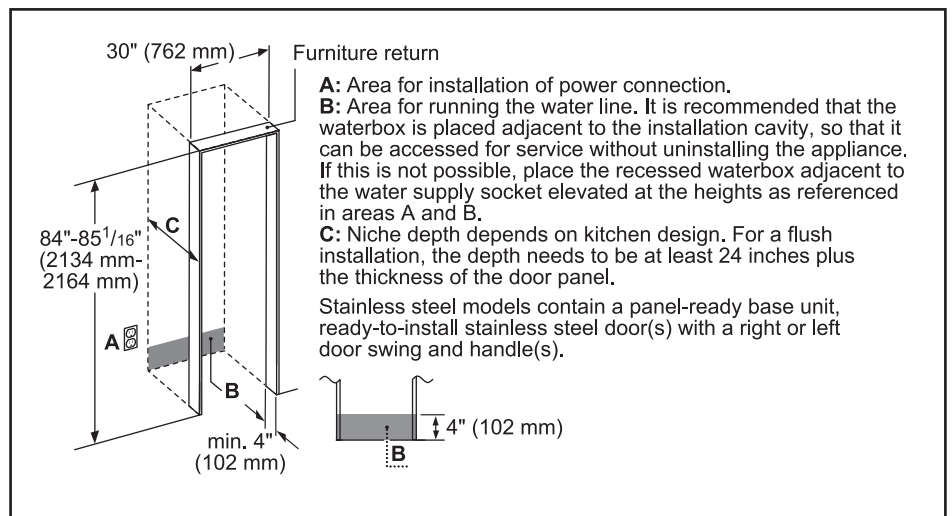
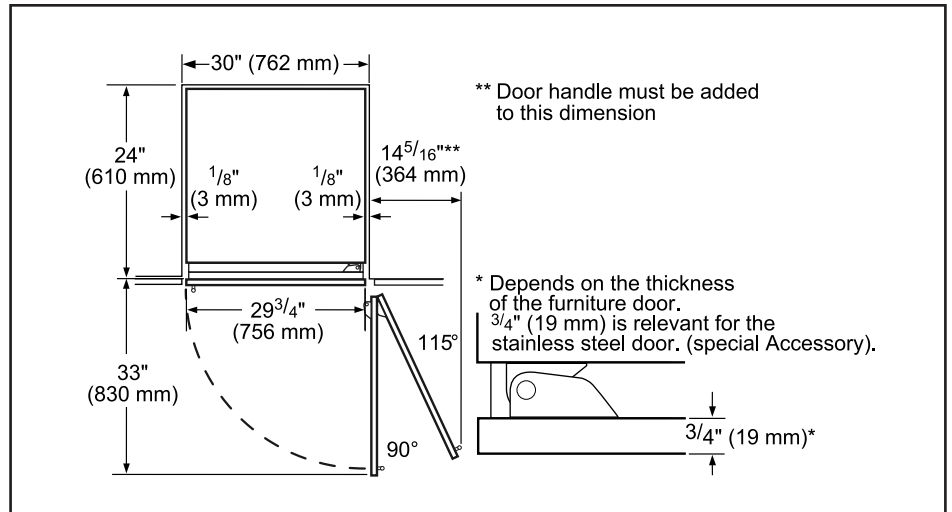
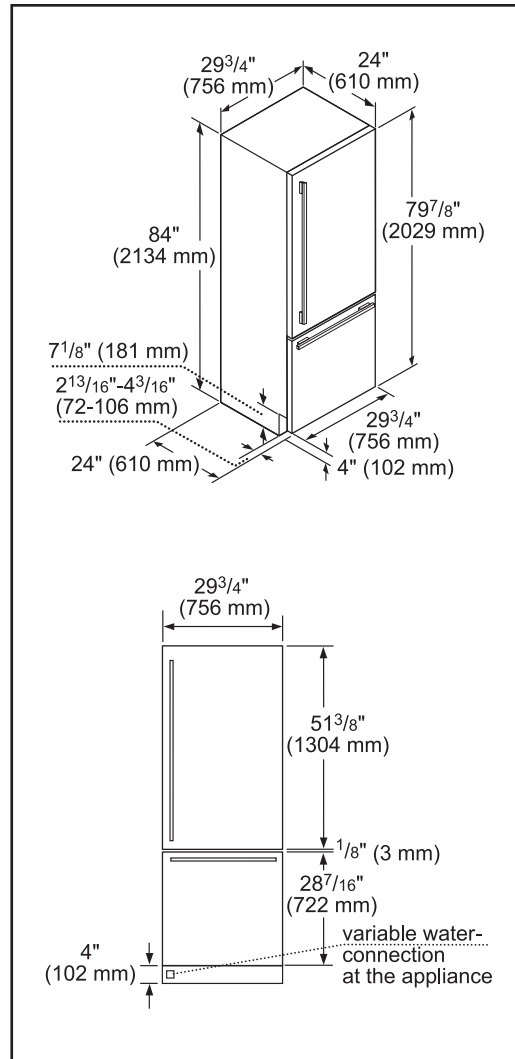
# 30" Built-In Custom Panel Bottom-Freezer



**BOSCH**  
Invented for life

Benchmark® Series – Custom Panel B30IB900SP

## Installation Details



**IMPORTANT:** Handleless Panels should not be installed on units without the soft close capability. If you are uncertain if you have a refrigeration unit with soft close capability please contact our customer team by calling 1-800-735-4328.

**Accessories:** To purchase Bosch accessories, cleaners & parts please visit [www.bosch-home.com/us/store](http://www.bosch-home.com/us/store) or call 1-800-944-2904 (Mon to Fri 5 am to 6 pm PST, Sat 6 am to 3 pm PST).

**Notes:** All height, width and depth dimensions are shown in inches. BSH reserves the absolute and unrestricted right to change product materials and specifications, at any time, without notice. Consult the product's installation instructions for final dimensional data and other details prior to making cutout.

**Warranties:** Please see Use & Care manual or Bosch website for statement of limited warranty.

**For more information on our entire line of products, go to [www.bosch-home.com/us](http://www.bosch-home.com/us) or call 1-800-944-2904**

© BSH Home Appliances Corporation. All rights reserved. Bosch is a registered trademark of Robert Bosch GmbH.

11/18