



Buy it for looks. Buy it for life.®

Specifications

DESCRIPTION

- ADA compliant operation
- Metal and brass construction with chrome finish
- Inlets and outlets on same plane
- Supplied with vandal resistant screws


OPERATION

- Lever style handle
- Detents at each flow position
- Rotary 360° handle operation
- Valve operates 2 distinct functions

CARTRIDGE

- Ceramic disk cartridge
- Pair with 3360, 3 function transfer rough-in valve

STANDARDS

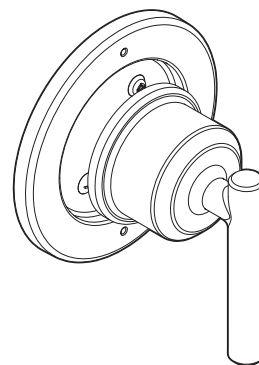
- Third party certified to meet ASME A112.18/CSA B125.1 and all applicable requirements therein
- **ADA**  for lever handle

WARRANTY

- Lifetime limited warranty against leaks, drips and finish defects to the original homeowner
- 10 year limited warranty when used in a multifamily installation
- 5 year limited warranty when used in a commercial installation

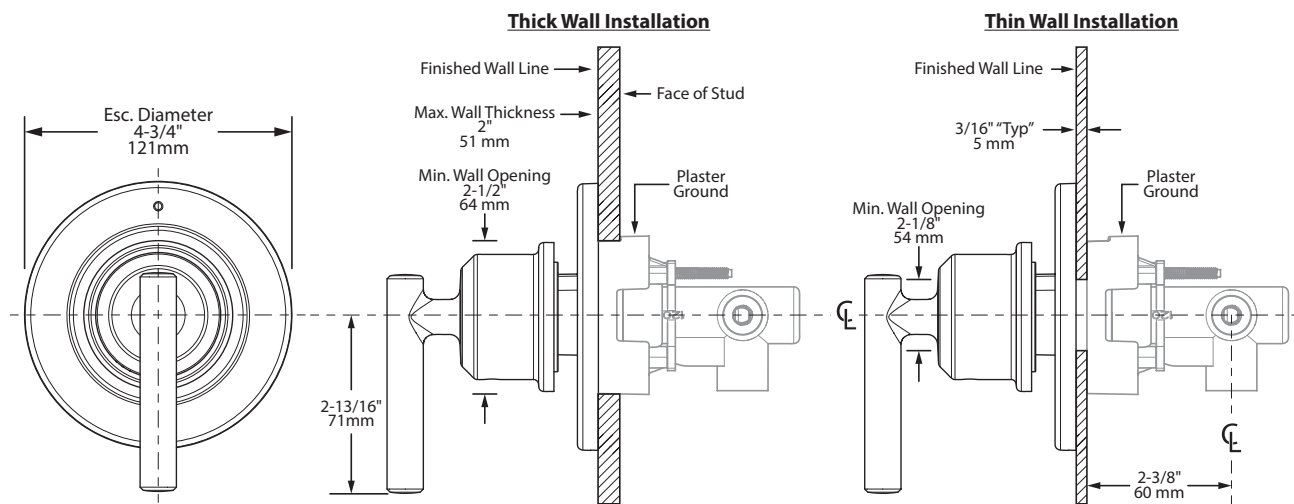
Visit www.moen.com/support for complete details and limitations

NOTE: This valve is not intended to be used as a shut-off valve. To prevent the potential of cross flow, check valves must be integral to the supply valve or installed in both hot and cold water supply lines.



Gibson™
Two/Three-Function
Transfer Valve Trim Kit

Model: T2921



CRITICAL DIMENSIONS

(DO NOT SCALE)