



Buy it for looks. Buy it for life.®

# Specifications

## DESCRIPTION

- ADA compliant operation
- Metal and brass construction with chrome finish
- Inlets and outlets on same plane
- Supplied with vandal resistant screws


## OPERATION

- Lever style handle
- Detents at each flow position
- Rotary 360° handle operation
- Valve operates 2 distinct functions

## CARTRIDGE

- Ceramic disk cartridge
- Pair with 3360, 3 function transfer rough-in valve

## STANDARDS

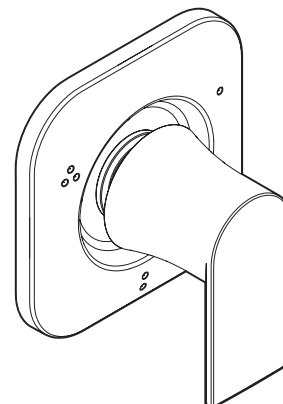
- Third party certified to meet ASME A112.18/CSA B125.1 and all applicable requirements therein
- **ADA**  for lever handle

## WARRANTY

- Lifetime limited warranty against leaks, drips and finish defects to the original homeowner
- 10 year limited warranty when used in a multifamily installation
- 5 year limited warranty when used in a commercial installation

Visit [www.moen.com/support](http://www.moen.com/support) for complete details and limitations

**NOTE:** This valve is not intended to be used as a shut-off valve. To prevent the potential of cross flow, check valves must be integral to the supply valve or installed in both hot and cold water supply lines.



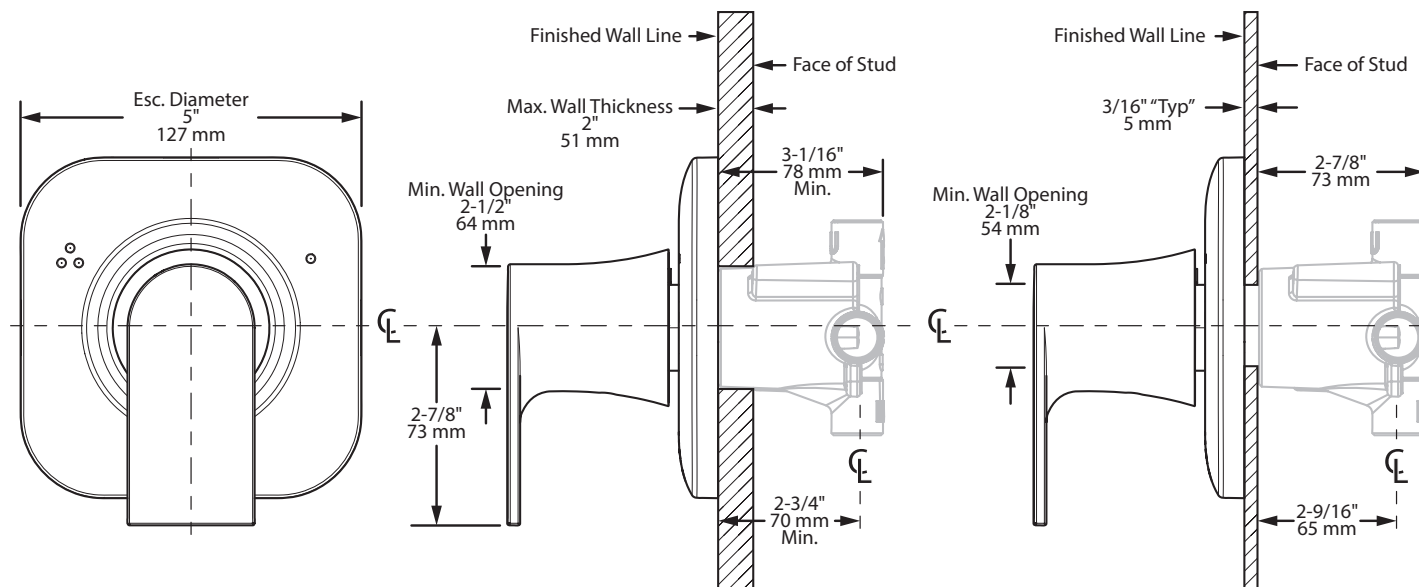
**Genta™**  
**Three-Function**  
**Transfer Valve Trim Kit**

**Model:** T2402

**Valve:** 3360

### Thick Wall Installation

### Thin Wall Installation



## CRITICAL DIMENSIONS

(DO NOT SCALE)