





# Alpine Commercial

## “C” Model

### High Efficiency Gas Fired, Stainless Steel, Condensing Commercial Water Boiler

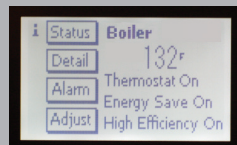
- Up to 97% thermal efficiency
- 399, 500, 600, 700, & 800 MBH
-  Equipped with Sage2.2™ Control System, includes built-in sequencer for internal staging of up to eight Alpine boilers
- Stainless steel heat exchanger
- Natural or LP gas
-  Unique, patented polypropylene condensate trap with internal cutoff switch prevents damage to heat exchanger from condensate backup
- Low waterside pressure drop
- Less than 20ppm NOx, meets requirements of South Coast Rule 1146.2
- Stackable
- Pre-installed temperature sensors: dual high limit/ supply, return, dual high limit flue gas
- Altitude-ready with de-rate
- Fast wiring to side access high voltage and low voltage connection panels

**U.S. Boiler Company**



**Sage2.2™**  
boiler control system

- Backlit LCD touchscreen display provides diagnostic and troubleshooting information via intuitive text and menus, without cryptic codes or scrolling
- 5-to-1 turndown modulation and adaptable firing rate output
- Outdoor reset included, plus warm weather shutdown, and off season pump exercising
- DHW priority, control data logging, multiple & adjustable pump outputs
- 4-20mA and modbus inputs



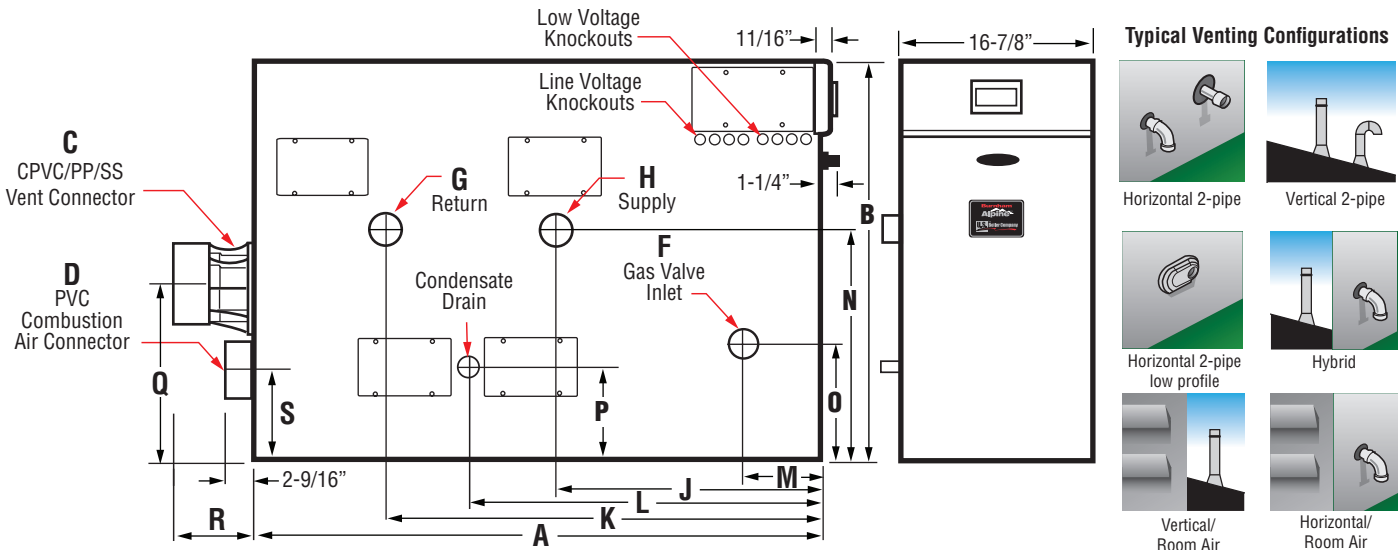
## Alpine Commercial Ratings & Specifications (sea level to 2000 feet)

Model	RATINGS			Net AHRI Water Rating (MBH)	Thermal Efficiency	Water Content (Gal.)	Heat Transfer Area (SQ. FT.)	(F) Gas Connection	Supply (H) & Return (G) Connection	Intake (D)/ Vent (C) Diameter	Approximate Shipping Weight (lbs.)
	Minimum Input (MBH)	Maximum Input (MBH)	Gross Output (MBH)								
ALP399C	80	399	375	326	94.1%	3.4	41.8	3/4" FPT	1-1/2" FPT	4" / 4"	316
ALP500C	100	500	485	422	97.0%	4.3	58.1	3/4" FPT	2" MPT	4" / 4"	368
ALP600C	125	625	594	517	95.0%	5.4	76.2	1" FPT	2" MPT	4" / 6"	458
ALP700C	145	725	689	599	95.0%	5.4	76.2	1" FPT	2" MPT	4" / 6"	458
ALP800C	160	800	760	661	95.0%	6.2	87.0	1" FPT	2" MPT	4" / 6"	500

Net AHRI water ratings shown are based on an allowance of 1.15. The manufacturer should be consulted before selecting a boiler for installations having unusual piping and pickup requirements, such as intermittent system operation, extensive piping systems, etc. For forced hot water heating systems where the boiler and all piping are within the area to be heated, the boiler may be selected on the basis of its Gross Output.

## Alpine Commercial Dimensions

MODEL	A	B	C	D	F	G/H	J	K	L	M	N	O	P	Q	R	S
ALP399C	31-3/16"	43-1/2"	4"	4"	3/4" FPT	1-1/2" FPT	12-3/8"	23"	15-1/8"	7-13/16"	17-5/16"	32-1/2"	5-5/16"	12-1/2"	5-1/2"	5-1/8"
ALP500C	46-1/2"	35-1/16"	4"	4"	3/4" FPT	2" MPT	21-5/16"	34-13/16"	28-5/16"	5-3/8"	20-5/16"	12-3/8"	8-5/16"	15-1/2"	5-1/2"	8-1/8"
ALP600C	49-1/2"	35-1/16"	6"	4"	1" FPT	2" MPT	23-1/4"	38-1/16"	30-7/8"	6-7/8"	20-5/16"	10-5/16"	8-5/16"	15-9/16"	7-1/16"	8-1/8"
ALP700C	49-1/2"	35-1/16"	6"	4"	1" FPT	2" MPT	23-1/4"	38-1/16"	30-7/8"	6-7/8"	20-5/16"	10-5/16"	8-5/16"	15-9/16"	7-1/16"	8-1/8"
ALP800C	53-5/16"	35-1/16"	6"	4"	1" FPT	2" MPT	23-7/16"	41-3/16"	32-9/16"	6-7/8"	20-5/16"	10-5/16"	8-5/16"	15-9/16"	7-1/16"	8-1/8"



### Standard Equipment

- ASME stainless steel heat exchanger
- Stainless steel mesh burner
- 5:1 turndown modulation
- Variable speed combustion blower
- Zero governor gas valve
- Supply & return temperature sensors
- Flue gas temperature sensor
- Sealed control compartment
- Negative pressure lower cabinet
- Outdoor air temperature sensor
- Low voltage PCB
- Line voltage PCB
- Condensate trap
- Pressure relief valve, 50 psi for 500
- Pressure relief valve, 60 psi for 600-800
- 3-in-1 Vent Connector – connects to CPVC, PolyPro, or stainless steel
- Rear flue outlet
- Stacking boiler brackets
- Flow switch
- VENT KIT:
  - 30" CPVC, 90° elbow
- SAGE2.2 BOILER CONTROL SYSTEM:
  - Touchscreen display
  - Built in diagnostics
  - Lead/lag and domestic hot water priority
  - Warm weather shutdown
  - 4-20 mA inputs for external modulation

### Optional Equipment

- | Part Number | Description                                                                                                                                    |
|-------------|------------------------------------------------------------------------------------------------------------------------------------------------|
| 104590-01   | Sage Zone Control Circulator Panel                                                                                                             |
| 104589-01   | Sage Zone Control Valve Panel                                                                                                                  |
| 80160718    | 120V LWCO/Manual reset kit                                                                                                                     |
| 108182-01   | 24V LWCO Manual Reset                                                                                                                          |
| 105591-01   | 24V LWCO Auto Reset with harness (ALP399C – residential only)                                                                                  |
| 106605-01   | CSD-1 kit (models, ALP 500C, ALP600C, ALP700C, ALP800C only), includes high and low gas pressure switches, gas valve harness, and instructions |
| 104200-01   | Pressure relief valve kit, 80PSI                                                                                                               |
| 104201-01   | Pressure relief valve kit, 100PSI                                                                                                              |
| 108703-01   | Header sensor kit                                                                                                                              |
| 101867-01   | Condensate neutralizer kit                                                                                                                     |
| 80160852    | High limit, manual reset, L4006E                                                                                                               |
| 80160426    | High limit immersion well, 3/4" (80160456 for 1/2")                                                                                            |
| 106432-01   | Universal gateway - Modbus to BACnet                                                                                                           |
| 106433-01   | Universal gateway - Modbus to LonWorks                                                                                                         |
| 107184-02   | EMS signal converter kit - 0-10vdc to 4-20Ma                                                                                                   |
| 107216-01   | Alarm buzzer/silencing switch                                                                                                                  |