

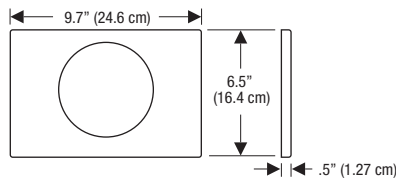
# Single-Flush Actuators for Geberit Sigma Concealed Tanks, 2x4 Installations

## Product Specifications

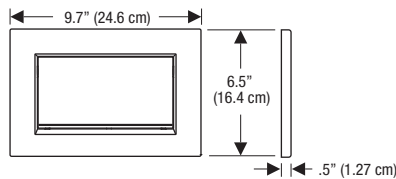
Actuators for concealed tank and carrier system. Actuator flush plates and push buttons shall be zinc die-cast, molded plastic or fabricated stainless steel and plated to guard against scratches. All components shall be compliant with applicable codes and product standards.

## Dimensions

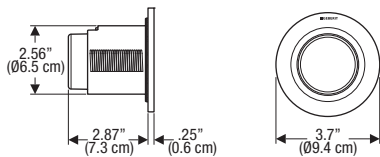
### Sigma10 Single-Flush Actuator Plates and Cover Plates



### Sigma30 Single-Flush Actuator Plates



### Type 01 Single-Flush Push Button



## Finishes

### Single-Flush Actuators

Style	Material	Finish	Model No.
Sigma10 <sup>†</sup>	Plastic	Polished-Matte-Polished*	115.758.KH.5
		White-Polished-White*	115.758.KJ.5
		White-Gold-White*	115.758.KK.5
		White-Matte-Matte*	115.758.KL.5
		Black-Polished-Black*	115.758.KM.5
		Matte-Polished-Matte*	115.758.KN.5
	Metal	Br SS-Polished-Br SS*	115.758.SN.5
		Brushed Stainless with locking screw for vandal resistance	115.787.SN.5

Sigma30 <sup>†</sup>	Die Cast	Polished Gold**	115.893.45.1
		White-Polished Chrome-White**	115.893.KJ.1
		Br Chrome-Polished-Br Chrome**	115.893.KX.1
		Polished Chrome-Br Chrome-115.893.KY.1	
		Polished Chrome**	

**NEW!** Available April 1, 2016

### Cover Plates for Sigma Concealed Tank, Sigma 2x4 Installation, for use with Flush Buttons

	Glass	White	115.766.SI.1
	Metal	Br SS	115.764.FW.1
		Customizable	115.766.00.1
<b>NEW!</b> Available April 1, 2016.			
	Plastic	Alpine White	115.768.11.1
		Polished Chrome	115.768.21.1
		Matte Chrome	115.768.46.1
		Customizable	115.768.00.1

### Surface Even Cover Plates for Geberit Duofix Carrier

<b>111.798.00.1 Sigma 2x4 Installation, for use with Flush Buttons</b>			
	Plastic	Customizable †	115.696.00.1
		Customizable with frame †	115.697.00.1
Note: Required accessory kit 243.168.00.1 is included with 111.798.00.1 carrier.			
<b>NEW!</b> Available April 1, 2016			

### Surface Even Cover Plates for Inactive Geberit Duofix Carrier

<b>111.728.00.1 Sigma 2x4 Installation, for use with Flush Buttons</b>			
	Plastic	Customizable + rough-in kit †	115.698.00.1
		Customizable with frame + rough-in kit †	115.699.00.1
		Note: Includes required accessory kit	243.168.00.1
<b>NEW!</b> Available April 1, 2016			

### Single-Flush Button for Concealed Installations, Sigma 2x4 Installation

Type 01 <sup>‡</sup>	Plastic	Alpine White	116.041.11.1
		Polished Chrome	116.041.21.1

**NEW!** Available April 1, 2016

## Warranty

One-year warranty on actuator flush plates. ForeverShine™ finishes installed in residential-use applications are warranted not to corrode, tarnish or discolor for the life of the Product.

## Features

- Designed to maintain appearance push after push
- Moving parts are accessible behind actuator flush plate
- Made of glass, molded plastic, zinc die cast or stainless steel and plated
- Available in a variety of unique combinations of finish/color
- Initiates flush of 1.6 GPF (6 LPF)

**Products marked with comply with the American Disabilities Act (ADA) when installed per the requirements of the latest ADA Accessibility Guidelines (ADAAG) and/or ICC/ANSI A117.1.**

\* Finishes follow this pattern = Plate-Ring-Button

Polished = Polished Chrome

Matte = Matte Chrome

Br SS = Brushed Stainless Steel

\*\* Finishes follow this pattern = Frame-Button Edge Trim-Button

Polished = Polished Chrome

Matte = Matte Chrome

† Note: For tile, stone or other hard surfaced walls only!

‡ Not intended to be sold in California



### ARCHITECT/ENGINEER APPROVAL

Job Name \_\_\_\_\_

Date \_\_\_\_\_ Quantity \_\_\_\_\_

Model Specified \_\_\_\_\_

Variations Specified \_\_\_\_\_

Customer/Wholesaler \_\_\_\_\_

Contractor \_\_\_\_\_

Architect \_\_\_\_\_

Geberit  
2100 S. Clearwater Drive  
Des Plaines, IL 60018  
USA

P 800-566-2100  
F 847-803-5454

→ [geberit.us](http://geberit.us)