



## Kelston®

Toilet tank, 1.28 gpf  
**K-4469**

### Features

- 1.28 gpf (4.8 lpf).
- Left-hand Polished Chrome trip lever.
- Combines with the K-4306 bowl to create a complete K-3755 Kelston toilet.
- Coordinates with other products in the Kelston collection.

### Technology

- Single-flush gravity uses the force of gravity and a precision-engineered tank to create a strong siphon during flushing.
- Class Five® flushing technology offers virtually plug-free performance and rinsing power for a clean bowl.

### Recommended Products/Accessories

K-4306 Elongated chair height toilet bowl  
K-23726 Drain treatment



### Codes/Standards








ASME A112.19.2/CSA B45.1  
EPA WaterSense®

### KOHLER® Toilets and Seats Limited Warranty

See website for detailed warranty information.

### Available Colors/Finishes

*Color tiles intended for reference only.*

Color	Code	Description
	0	White
	96	Biscuit
	47	Almond
	NY	Dune
	95	Ice™ Grey
	G9	Sandbar
	7	Black Black™



**Kelston®**  
Toilet tank, 1.28 gpf  
**K-4469**

No image available.  
This product is a component and not intended to be a standalone installation.

### Technical Information

All product dimensions are nominal.

Toilet type: Bowl-mount

Water Consumption

Full: 1.28 gpf (4.8 lpf)

### Notes

Install this product according to the installation instructions.