

Features

- 1.28 gpf (4.8 lpf)
- Combines with the K-20485 bowl to create a complete K-20450 Irvine™ toilet
- Alternative options available: Irvine toilet tank with ContinuousClean - K-90097
- AquaPiston® canister optimizes the flow out of the tank, harnessing gravity and the natural powerful reducing cascade of water to increase the power and effectiveness of the flush
- Easy-to-flush canister design requires less force to actuate than a 3" (76 mm) flapper, and has 90% less exposed seal material which resists conditions that cause wear, tear, shrinkage and swelling

Installation

- Supply line sold separately

Recommended Products/Accessories

K-20485 Elongated toilet bowl with skirted trapway
K-23726 Drain treatment
K-21265-L left-hand trip lever



Codes/Standards






ASME A112.19.2/CSA B45.1
EPA WaterSense®

KOHLER® One-Year Limited Warranty

See website for detailed warranty information.

Available Colors/Finishes

Color tiles intended for reference only.

Color	Code	Description
	0	White
	96	Biscuit
	NY	Dune
	95	Ice™ Grey
	7	Black Black™

No image available.
This product is a component and not intended to be a standalone installation.

Technical Information

All product dimensions are nominal.

Toilet type: Bowl-mount

Waste Outlet: Floor

Flush type: AquaPiston

Fixture Supply Requirements

Min static pressure: 15 psi (103.4 kPa)

Max static pressure: 80 psi (551.6 kPa)

Notes

Install this product according to the installation instructions.