

Features

- Elongated bowl offers added room and comfort
- Skirted trapway simplifies cleaning
- Revolution 360® flushing technology generates a forceful swirling motion to keep the bowl clean longer
- Comfort Height® feature offers chair-height seating that makes sitting down and standing up easier for most adults
- 2-1/8" (54 mm) glazed trapway
- CleanCoat™ surface treatment inhibits the growth of water scale and mineral stains for improved ease of cleaning
- Combines with the K-20205/-RA or K-90098 tank to create a complete K-20450/-RA Irvine™ or K-90097 Irvine™ ContinuousClean toilet
- Patented ReadyLock® installation system, a simple solution for skirted toilets, saves time, hassle, and eliminates the need to drill into the floor for standard 12" (305 mm) rough-in



Installation

- Standard 12" (305 mm) rough-in
- 10" and 14" (254 mm and 356 mm) rough-in kits also available
- Seat sold separately

Recommended Products/Accessories

- K-20203 Toilet tank, 1.28 gpf
- K-20203-RA Toilet tank, 1.28 gpf
- K-90098 ContinuousClean XT toilet tank, 1.28 gpf
- K-23726 Drain treatment

Codes/Standards






ASME A112.19.2/CSA B45.1
EPA WaterSense®

KOHLER® Toilets and Seats Limited Warranty

See website for detailed warranty information.

Available Colors/Finishes

Color tiles intended for reference only.

Color	Code	Description
	0	White
	96	Biscuit
	NY	Dune
	95	Ice™ Grey
	7	Black Black™

No image available.

This product is a component and not intended to be a standalone installation.

Technical Information

All product dimensions are nominal.

Toilet type:	Floor-mount
Waste Outlet:	Floor
Bowl shape:	Elongated
Flush type:	Revolution 360
Water surface size:	9-3/8" x 7-3/16" (238 mm x 183 mm)
Rough-in:	12" (305 mm)

Fixture Supply Requirements

Min static pressure:	15 psi (103.4 kPa)
Max static pressure:	80 psi (551.6 kPa)

Notes

Install this product according to the installation instructions.