

# CONTENTS

HDPE

PRODUCTS FOR HDPE.....	2
FASTP ALL STAINLESS STEEL TAPPING SLEEVE.....	3
FTSSP ALL STAINLESS STEEL TAPPING SLEEVE.....	4
FTSP AND FTSCP STEEL TAPPING SLEEVES.....	5
MECHANICAL JOINT ADAPTER OUTLET.....	6
FCP202 IRON SERVICE SADDLES.....	7
FS(P)313, FS(P)323, FSP333, FSP343 STAINLESS STEEL SADDLES.....	8
FSP1 ALL STAINLESS REPAIR CLAMPS.....	9
FSP2, FSP3 ALL STAINLESS REPAIR CLAMPS.....	10
FP1, FP2 FLEX REPAIR CLAMPS.....	11
FP3 FLEX REPAIR CLAMPS.....	12
FC1, FC1-L12 DUCTILE IRON COUPLINGS.....	13
FC2A TRANSITION COUPLINGS.....	14
FC2A-L12 TRANSITION COUPLINGS.....	15
FC2W, FC2W-L12 ULTRA-FLEX WIDE RANGE COUPLINGS.....	16
END CAP FOR ULTRA-FLEX WIDE RANGE COUPLINGS.....	17
FC2W-EC ULTRA-FLEX LONG SLEEVE WIDE RANGE COUPLINGS.....	17
FRC IRON REDUCING COUPLINGS.....	17
FFCA IRON FLANGED COUPLING ADAPTERS, FEC END CAP COUPLINGS.....	18
MJFA FLANGE ADAPTER, MJFA FLANGE ADAPTER W/ FLANGE BOLT.....	19
FRR CUT-IN COUPLINGS.....	19
FC23 STEEL TRANSITION COUPLING.....	20-22
FC3 STANDARD STEEL COUPLINGS.....	23
FC4 STANDARD STEEL COUPLINGS.....	24-25
FC4 STEEL COUPLINGS W/END CAP.....	26
FC5 STEEL TRANSITION COUPLINGS.....	27
FC6 STEEL REDUCING COUPLINGS.....	28
FCA STEEL FLANGE COUPLING ADAPTERS.....	29-30
RFAP RESTRAINED FLANGE ADAPTERS.....	31-32
UFA900 ADAPTER FLANGE.....	32
FABRICATED RESTRAINED COUPLING.....	33-34
RCPP FOR HDPE PIPE	
RCDP FOR JOINING DUCTILE IRON PIPE TO HDPE PIPE	
UFR1300 RESTRAINERS.....	35
UFR1500 RETAINER GLAND JOINT RESTRAINT.....	36
UFR1500-CA RETAINER GLAND WITH ACCESSORIES (MJ GASKET).....	37
UFR1500-SA RETAINER GLAND WITH ACCESSORIES (TRANSITION GASKET).....	38
UFR1500-ZA RETAINER GLAND WITH ACCESSORIES (SO-EZ GASKET).....	39
INSERT STIFFENERS FOR HDPE PIPE.....	40

## FORD METER BOX PRODUCTS FOR HDPE PIPE

### HDPE

High Density Polyethylene (HDPE) pipe is much more flexible than PVC pipe and expands and contracts with temperature and pressure variations. The expansion/contraction of the pipe is due to the high coefficient of thermal expansion (from AWWA M23, PVC Pipe – Design and Installation). Because the water and ambient temperature affect the diameter of the pipe, our products are recommended to be used in underground applications where the water temperature flowing through the pipe remains between 55° F and 85° F.

### BRASS - COMPRESSION PRODUCTS

Ford brass compression fittings (properly sized) will fit 1/2", 3/4", 1", 1-1/4", 1-1/2" and 2" HDPE. If properly installed according to the Ford Meter Box instructions, and maintained under normal waterworks service conditions, Ford compression fittings are suitable and recommended for HDPE pipe with a wall thickness no less than DR11 and with the use of properly sized insert stiffeners. Proper installation also includes, but is not limited to, a smooth and supportive trench bed, a proper backfill material and a proper backfill procedure to minimize pipe deflection. Ford offers insert stiffeners for 1/2" through 36" HDPE that are manufactured in accordance with ANSI/AWWA C906.

### BELLEVILLE WASHERS

Belleville Washers, also referred to as spring washers, are used on repair clamps, tapping sleeves and some saddles when installed on HDPE pipe to address outside diameter variations when the pipe expands and contracts, promoting consistent force on the gasket. The Belleville washers are made of 17-7 PH stainless steel. Depending on the pipe size and recommended installation torque, Belleville washers are used singularly, or in a stack, to allow for more expansion/contraction of the pipe diameter. During initial installation, the Belleville washer(s) will compress. If the pipe diameter expands, the washer(s) will continue compressing. As the pipe diameter constricts, the washer(s) will decompress (or spring back) to a cupped shape, keeping consistent force on the components to maintain the gasket compression.

### INSERTS

Inserts, or pipe stiffeners, are required when restraints or couplings are installed on HDPE pipe. The force exerted by restraints and couplings on the pipe wall can cause the pipe diameter to constrict, which could allow restraint and sealing issues. Because restraints and couplings are generally installed closer to the ends of pipe, the pipe could also toe-in, which makes creating a seal difficult, if not impossible, because the pipe is pushed away from the gasket. An insert supports the pipe wall, allowing the restraint or coupling to perform properly. Both styles (wedge and solid) are acceptable for use with our products. Inserts should be installed according to the manufacturer's instructions.

NOTE: All Ford products identified for use on HDPE pipe have been tested to ensure they will be watertight at pressures up to the rated pressure of the pipe. Ford has no opinion as to the suitability of its products, or of their effect on HDPE pipe over the service lifetime of the HDPE pipe. Please consult the manufacturer of the HDPE pipe concerning its long term performance. Only products specifically identified for use on HDPE should be used on HDPE.

CAUTION: Products that are not recommended for HDPE pipe should not be used on HDPE.

### SUMMARY OF FORD METER BOX PRODUCTS APPROVED FOR HDPE:

#### LISTED WITHIN CATALOG SECTIONS A, B, C, E, F, FA, G, H, I, AND J

Note: Ford brass compression fittings are available to fit 1/2", 3/4", 1", 1-1/4", 1-1/2" and 2" HDPE. These compression fittings are suitable and recommended for HDPE pipe with a wall thickness no less than DR11 and with the use of properly sized insert stiffeners, listed in price book.

#### SPECIFIC PIPE PRODUCTS THAT REQUIRE / INCLUDE

##### BELLEVILLE WASHERS:

**CATALOG SECTION AA**  
 FASTP Tapping Sleeve  
 FTSP and FTSCP Tapping Sleeve  
 FTSSP Tapping Sleeve  
 FCP202 Saddle  
 \*FS313 & FS323 (12" & under)  
 FSP3x3 Saddle

**CATALOG SECTION L**  
 FSP Repair Clamp  
 FP Repair Clamp

- Notes: 1) Most Products in catalog sections AA and L require a specific catalog number to ensure that Belleville washers are included and products are sized to the correct pipe diameter.  
 2) Tapping sleeves and repair clamps for HDPE are sized differently from standard products.  
 3) FSP-style repair clamps are recommended over FP-clamps.  
 4) The FASTP tapping sleeve is recommended for 12" and smaller nominal sized tapping sleeves.

Caution: Ford Meter Box does not recommend size-on-size tapping sleeves for HDPE.

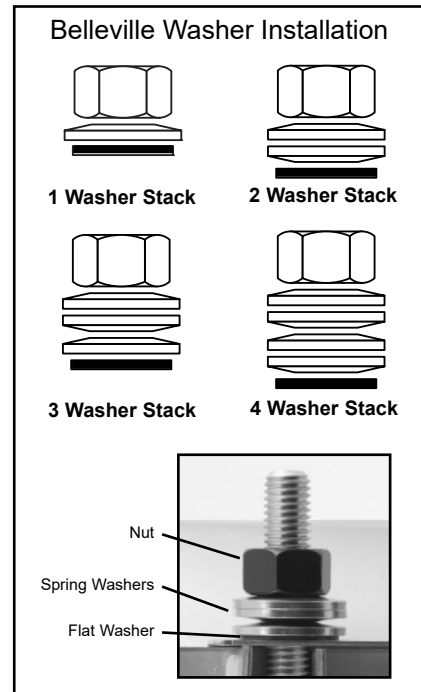
\*Sizes 12" and under are approved for HDPE pipe without Belleville Washers.

#### SPECIFIC PIPE PRODUCTS THAT DO NOT REQUIRE BELLEVILLE WASHERS, BUT DO REQUIRE PROPERLY SIZED INSERT STIFFENERS:

**CATALOG SECTION M AND N**  
 All couplings

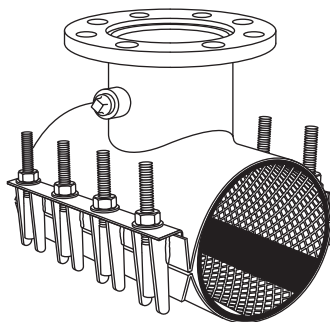
**CATALOG SECTION U**  
 RFAP Restrained Flange Adapter  
 UFA900 Flange Adapter  
 UFR1300 Restraint  
 UFR1500 Restraint

- Notes: 1) Products in catalog sections M, N and U require the use of specifically sized inserts suitable in diameter, length and strength to fully support the pipe.  
 2) See page HDPE-40 for Ford Meter Box's offering of insert stiffeners.



Note: Flat washers not included / needed on some HDPE pipe products

**FORD ALL STAINLESS TAPPING SLEEVE FOR HDPE PIPE**  
STYLE FASTP TAPPING SLEEVE WITH STAINLESS STEEL OR CARBON STEEL FLANGE



For mechanical joint outlet (replaces flange outlet) option, see page HDPE-6.

**H  
D  
P  
E**

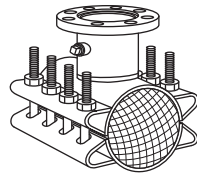
NOM. PIPE SIZE	SLEEVE O.D. RANGE	SLEEVE NUMBER	BY	STAINLESS STEEL SIZE FLANGE CODE	LIST PRICE	OPTIONAL CARBON STEEL FLANGE CODE	LIST PRICE	APPROX. WT. LBS.
4"	4.50	FASTP-450-FASTP-480-	X	3	\$ 1004.02	3A	\$ 762.70	38
	4.80							
6"	6.63	FASTP-663-FASTP-690-	X	4	1044.33	4A	790.58	42
	6.90							
8"	8.63	FASTP-863-FASTP-905-	X	4	1079.60	4A	801.57	42
	9.05			6	1195.42	6A	849.42	49
10"	10.75 11.10	FASTP-1075-FASTP-1110-	X	4	1215.75	4A	926.21	47
				6	1312.26	6A	988.83	53
				8	1685.88	8A	1227.42	79
12"	12.75 13.20	FASTP-1275-FASTP-1320-	X	4	1421.06	4A	1021.89	50
				6	1553.96	6A	1091.77	55
				8	1906.44	8A	1308.37	86
				10	3288.36	10A	2444.82	104
14"	14.00 15.30	FASTP-1400-FASTP-1530-	X	4	2281.62	4A	1901.91	75
				6	2460.15	6A	1956.44	82
				8	3100.59	8A	2423.57	102
				10	4131.68	10A	3198.13	114
16"	16.00 17.40	FASTP-1600-FASTP-1740-	X	12	4799.76	12A	3465.47	146
				4	2322.33	4A	1921.58	78
				6	2501.37	6A	1976.08	84
				8	2980.95	8A	2296.37	104
18"	18.00 19.50	FASTP-1800-FASTP-1950-	X	10	4607.58	10A	3658.44	114
				12	5298.40	12A	3955.71	150
				4	2455.77	4A	2052.12	84
				6	2635.15	6A	2106.75	90
20"	20.00 21.60	FASTP-2000-FASTP-2160-	X	8	3167.89	8A	2477.97	112
				10	5082.25	10A	4126.44	120
				12	5836.78	12A	4487.11	160
				4	3466.94	4A	3038.59	86
24"	24.00 25.80	FASTP-2400-FASTP-2580-	X	6	3646.04	6A	3093.85	92
				8	4434.63	8A	3712.69	114
				10	5597.92	10A	4604.25	123
				12	6352.41	12A	4965.17	162
24"	24.00 25.80	FASTP-2400-FASTP-2580-	X	4	3587.66	4A	3151.18	97
				6	3766.63	6A	3205.55	103
				8	4568.37	8A	3836.65	127
				10	5744.41	10A	4739.84	136
				12	6502.91	12A	5100.67	178

**To Order:** Select the catalog sleeve number for the desired range and complete the catalog number by adding the flange code.

**Example:** The catalog number for use on a 6" HDPE pipe (6.90 O.D.) with a 4" stainless steel flange is FASTP-690-4.

**Note:** Tapping sleeves are assembled with Belleville Spring Tensioning Washers.

**FORD ALL STAINLESS TAPPING SLEEVE FOR HDPE PIPE WITH REMOVABLE BOLTS**  
**STYLE FTSSP TAPPING SLEEVE WITH STAINLESS STEEL OR CARBON STEEL FLANGE**



For mechanical joint outlet (replaces flange outlet) option, see page HDPE-6.

**HDPE**

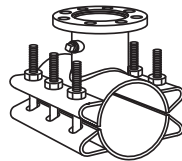
NOM. PIPE SIZE	SLEEVE O.D. RANGE	SLEEVE NUMBER	BY	STAINLESS STEEL SIZE FLANGE CODE	LIST PRICE	OPTIONAL CARBON STEEL FLANGE CODE	LIST PRICE	APPROX. WT. LBS.
4"	4.50 4.80	FTSSP-450- FTSSP-480-		3	\$ 1050.81	3A	\$ 863.15	38
6"	6.63 6.90	FTSSP-663- FTSSP-690-		4	1050.81	4A	906.79	42
8"	8.63 9.05	FTSSP-863- FTSSP-905-		4 6	1075.95 1160.18	4A 6A	940.45 1019.22	42 49
10"	10.75 11.10	FTSSP-1075- FTSSP-1110-		4 6 8	1279.98 1290.31 1710.07	4A 6A 8A	1093.62 1097.99 1520.69	47 53 79
12"	12.75 13.20	FTSSP-1275- FTSSP-1320-		4 6 8 10	1331.86 1357.12 1870.93 2837.26	4A 6A 8A 10A	1245.61 1272.37 1662.11 2481.11	50 55 86 104
14"	14.00 15.30	FTSSP-1400- FTSSP-1530-		4 6 8 10 12	1781.22 1968.34 2424.76 2863.27 3218.27	4A 6A 8A 10A 12A	1689.06 1801.97 2120.36 2562.42 3174.68	75 82 102 110 146
16"	16.00 17.40	FTSSP-1600- FTSSP-1740-		4 6 8 10 12 14	1981.48 1992.25 2501.87 2890.80 3430.70 P.O.A.	4A 6A 8A 10A 12A 14A	1801.97 1954.11 2244.40 2654.04 3330.10 P.O.A.	78 84 104 114 150 188
18"	18.00 19.50	FTSSP-1800- FTSSP-1950-		4 6 8 10 12 14 16	2216.73 2276.55 2968.34 3291.75 3926.82 P.O.A. P.O.A.	4A 6A 8A 10A 12A 14A 16A	2140.70 2208.50 2672.64 3085.64 3801.02 P.O.A. P.O.A.	84 90 112 120 160 190 200
20"	20.00 21.60	FTSSP-2000- FTSSP-2160-		4 6 8 10 12 14 16 18	2224.83 2288.68 3015.65 3344.89 3986.27 P.O.A. P.O.A. P.O.A.	4A 6A 8A 10A 12A 14A 16A 18A	2195.63 2268.95 2723.25 3176.80 3898.83 P.O.A. P.O.A. P.O.A.	86 92 114 123 162 195 205 215
24"	24.00 25.80	FTSSP-2400- FTSSP-2580-		4 6 8 10 12 14 16 18 20	2325.13 2480.48 3122.90 3483.19 4261.57 P.O.A. P.O.A. P.O.A. P.O.A.	4A 6A 8A 10A 12A 14A 16A 18A 20A	2241.63 2342.09 2757.20 3257.55 3937.00 P.O.A. P.O.A. P.O.A. P.O.A.	97 103 127 136 178 199 210 224 230

30"-36"  
42"-48" **Contact factory for information. Please indicate which tapping valve is being used.**

**To Order:** Select the catalog sleeve number for the desired range and complete the catalog number by adding the flange code.  
**Example:** The complete FTSSP catalog number for use on a 6" HDPE pipe (6.90 O.D.) with a 4" stainless steel flange is FTSSP-690-4.  
**Note:** Tapping sleeves are assembled with Belleville Spring Tensioning Washers.

# FORD STEEL TAPPING SLEEVES FOR HDPE PIPE

## STYLE FTSP AND FTSCP TAPPING SLEEVES



For mechanical joint outlet (replaces flange outlet) option, see page HDPE-6.

NOM. PIPE SIZE	SLEEVE O.D. RANGE	SLEEVE NUMBER	EPOXY COATED SLEEVE	BY	FLANGE SIZE CODE	APPROX. WT. LBS.	List Price			
							FTSP		FTSCP	
							LOW ALLOY BOLTS	OPTIONAL S.S. BOLTS -SH	STAINLESS STEEL BOLTS	OPTIONAL LOW ALLOY BOLTS -AH
4"	4.50 4.80	FTSP-450- FTSP-480-	FTSCP-450- FTSCP-480-	X	3	41	\$ 724.15	\$ 841.14	\$ 908.91	\$ 845.04
6"	6.63 6.90	FTSP-663- FTSP-690-	FTSCP-663- FTSCP-690-	X	4	65	682.17	799.10	886.13	822.21
8"	8.63 9.05	FTSP-863- FTSP-905-	FTSCP-863- FTSCP-905-	X	4	73	704.82	821.77	899.47	835.60
10"	10.75 11.10	FTSP-1075- FTSP-1110-	FTSCP-1075- FTSCP-1110-	X	4	82	874.22	991.17	1107.26	1043.40
12"	12.75 13.20	FTSP-1275- FTSP-1320-	FTSCP-1275- FTSCP-1320-	X	4	93	942.65	1051.98	1152.14	1088.27
14"	14.00 15.30	FTSP-1400- FTSP-1530-	FTSCP-1400- FTSCP-1530-	X	4	99	1026.82	1126.22	1270.19	1206.28
16"	16.00 17.40	FTSP-1600- FTSP-1740-	FTSCP-1600- FTSCP-1740-	X	4	99	1004.76	1205.83	1306.79	1242.92
18"	18.00 19.50	FTSP-1800- FTSP-1950-	FTSCP-1800- FTSCP-1950-	X	4	114	1230.03	1434.14	1481.26	1417.40
20"	20.00 21.60	FTSP-2000- FTSP-2160-	FTSCP-2000- FTSCP-2160-	X	4	114	1298.12	1462.99	1580.73	1516.86
24"	24.00 25.80	FTSP-2400- FTSP-2580-	FTSCP-2400- FTSCP-2580-	X	4	122	1355.63	1473.43	1625.25	1561.38
30"	30.00 32.00	FTSP-3000- FTSP-3200-	FTSCP-3000- FTSCP-3200-	X	4	122	1447.25	1604.32	1742.98	1481.82

HDPE

**To Order:** Select the catalog sleeve number for the desired range and complete the catalog number by adding the flange code.

**Example:** The catalog number for use on a 6" HDPE pipe (6.90 O.D.) with standard coating and a 4" flange is FTSP-690-4.

**Note:** Tapping sleeves are assembled with Belleville Spring Tensioning Washers.

**Option:** "-SH" standard FTSP with stainless steel bolts; add "-SH" to the catalog number. Example: FTSP-690-4-SH

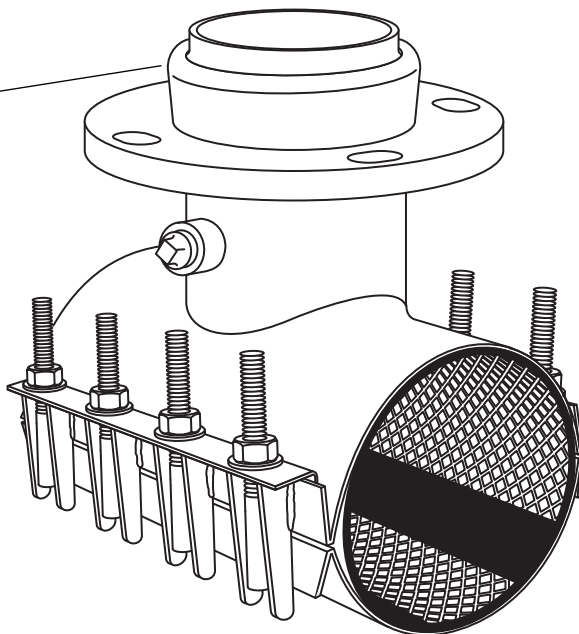
"-AH" standard FTSCP with low alloy bolts; add "-AH" to the catalog number. Example: FTSCP-690-4-AH

**Note:** A 1" undersized cutter is required for flanges 14" and larger. Oversized outlets are available by special request P.O.A.

**MECHANICAL JOINT ADAPTER OUTLET OPTION  
 FOR FORD TAPPING SLEEVES (patent pending)**

A special mechanical joint outlet is available as an option on Ford Tapping Sleeves. This special outlet will attach to a mechanical joint valve.

Mechanical Joint Outlet Option  
 Shown on a FASTP Style  
 Tapping Sleeve.



**HDPE**

To order a Ford Tapping Sleeve with this option, add "-MJ" to the end of the part number.

Example: The catalog number for a 6" FASTP Tapping Sleeve with a 4" carbon steel mechanical joint outlet is FASTP-663-4A-MJ or FASTP-690-4A-MJ.

Please add the following to the list price when ordering the mechanical joint outlet option. This price adder is the same for any type of tapping sleeve having a listed outlet size.

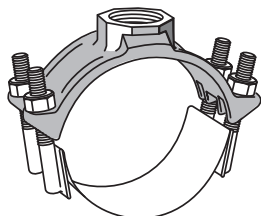
"-MJ" OUTLET SIZE	"-MJ" LIST PRICE ADDER
3"	\$ 40.82
4"	40.82
6"	46.22
8"	65.50
10"	77.50
12"	140.81
*14"	P.O.A.
*16"	P.O.A.
*18"	P.O.A.
*20"	P.O.A.
*24"	P.O.A.

\* These outlet sizes not available on the FASTP style.

## FORD IRON SERVICE SADDLES

STYLE FCP202 FOR HDPE, SDR'S 9 THROUGH 17  
DOUBLE WIDE BAND SADDLES FOR 3/4" THROUGH 2" TAPS

**STYLE FCP202 DOUBLE WIDE BAND SADDLES (epoxy coated with stainless steel band and bolts)**

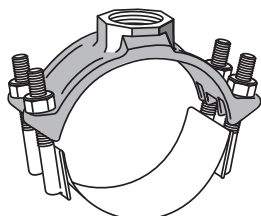


NOM. PIPE SIZE	PIPE O.D.	CATALOG NUMBER	LIST PRICE	CTN. QTY.	LIST PRICE	CTN. QTY.	APPROX. WT. LBS.
			3/4" AND 1" TAPS		1-1/4" - 2-1/2" TAPS		
4"	*4.50	FCP202-450-Tap	\$ 120.23	6	\$ 130.58	6	5.4
	4.80	FCP202-480-Tap					
6"	6.63	FCP202-663-Tap	136.07	4	145.10	4	6.8
	6.90	FCP202-690-Tap					
8"	8.63	FCP202-863-Tap	156.30	3	166.19	5	8.2
	9.05	FCP202-905-Tap					
10"	10.75	FCP202-1075-Tap	201.84	3	215.86	3	11.5
	11.10	FCP202-1110-Tap					
12"	12.75	FCP202-1275-Tap	208.23	3	228.85	3	12.5
	13.20	FCP202-1320-Tap					

**Note:** Saddles are assembled with Belleville Spring Tensioning Washers under the saddle nuts.  
\* Saddles for this pipe O.D. are not available with 2" CC (CC7) or 2-1/2" IP (IP8) threads.

HDPE

**IMPORTED - STYLE FCP202 DOUBLE WIDE BAND SADDLES**  
(epoxy coated with stainless steel band and bolts)



NOM. PIPE SIZE	PIPE O.D.	CATALOG NUMBER	LIST PRICE	CTN. QTY.	LIST PRICE	CTN. QTY.	APPROX. WT. LBS.
			3/4" AND 1" TAPS		1-1/4" - 2-1/2" TAPS		
4"	*4.50	FCP202-450-Tap-I	\$ 97.87	6	\$ 125.61	6	5.4
	4.80	FCP202-480-Tap-I					
6"	6.63	FCP202-663-Tap-I	109.23	4	129.51	4	6.8
	6.90	FCP202-690-Tap-I					
8"	8.63	FCP202-863-Tap-I	123.95	3	149.25	5	8.2
	9.05	FCP202-905-Tap-I					
10"	10.75	FCP202-1075-Tap-I	167.54	3	198.88	3	11.5
	11.10	FCP202-1110-Tap-I					
12"	12.75	FCP202-1275-Tap-I	188.95	3	209.08	3	12.5
	13.20	FCP202-1320-Tap-I					

**Note:** Saddles are assembled with Belleville Spring Tensioning Washers under the saddle nuts.  
\* Saddles for this pipe O.D. are not available with 2" CC (CC7) or 2-1/2" IP (IP8) threads.

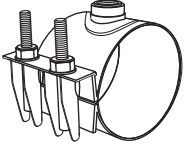
**OUTLET THREAD TAP CODE**

CC (AWWA) THREAD		FIP THREAD	
THREAD	CODE NO.	THREAD	CODE NO.
3/4" CC	CC3	3/4" IP	IP3
1" CC	CC4	1" IP	IP4
1-1/4" CC	CC5	1-1/4" IP	IP5
1-1/2" CC	CC6	1-1/2" IP	IP6
2" CC	CC7	2" IP	IP7

# STAINLESS STEEL SADDLES FOR HDPE PIPE (Belleville washers required above 12")

## FS313 SINGLE BAND

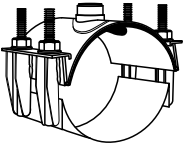
NOM. PIPE SIZE	CATALOG NUMBER	O.D. RANGE	BOLT SIZE	No. OF SECTIONS	BAND WIDTH		LIST PRICE		APPROX. WEIGHTS	
					1/2"-1"	1-1/4"-2"	1/2"-1" TAPS	1-1/4"-2" TAPS	1/2"-1" TAPS	1-1/4"-2" TAPS
2"	◆ FS313-213-Tap	2.13	1/2"	1"	4"	-	\$ 72.84	-	1.9	-
	FS313W-213-Tap	2.13	1/2"	1"	6"	-	79.02			
	◆ FS313-238-Tap	2.38	1/2"	1"	4"	-	72.84			
	FS313W-238-Tap	2.38	1/2"	1"	6"	-	79.02			
	◆ FS313-270-Tap	2.50 - 2.70	1/2"	1"	4"	-	72.84			
	FS313W-270-Tap	2.50 - 2.70	1/2"	1"	6"	-	79.02			
2-1/2"	◆ FS313-288-Tap	2.88	1/2"	1"	4"	-	74.48	-	1.9	-
	FS313W-288-Tap	2.88	1/2"	1"	6"	-	79.70			
3"	◆ FS313-350-Tap	3.50	1/2"	1"	4"	-	76.22	-	2.2	-
	FS313W-350-Tap	3.50	1/2"	1"	6"	-	85.69			
	◆ FS313-410-Tap	3.90 - 4.10	1/2"	1"	4"	-	76.22			
	FS313W-410-Tap	3.90 - 4.10	1/2"	1"	6"	-	85.69			
4"	FS313-480-Tap	4.50 - 4.80	1/2"	1"	6"	7-1/2"	87.36	\$ 173.44	3.3	3.9
	FS313-520-Tap	4.80 - 5.20	1/2"	1"	6"	7-1/2"				
6"	FS313-556-Tap	5.56	5/8"	1"	6"	7-1/2"	125.00	174.39	4.4	4.8
	FS313-640-Tap	6.00 - 6.40	5/8"	1"	6"	7-1/2"				
	FS313-680-Tap	6.40 - 6.80	5/8"	1"	6"	7-1/2"				
	FS313-690-Tap	6.63 - 6.90	5/8"	1"	6"	7-1/2"				
	FS313-720-Tap	6.80 - 7.20	5/8"	1"	6"	7-1/2"				
8"	FS313-840-Tap	8.00 - 8.40	5/8"	1"	6"	7-1/2"	126.80	184.66	5.2	5.8
	FS313-880-Tap	8.40 - 8.80	5/8"	1"	6"	7-1/2"				
	FS313-905-Tap	8.63 - 9.05	5/8"	1"	6"	7-1/2"				
	FS313-940-Tap	9.00 - 9.40	5/8"	1"	6"	7-1/2"				
10"	FS313-1040-Tap	10.00 - 10.40	5/8"	1"	6"	7-1/2"	154.54	196.07	5.8	8.7
	FS313-1110-Tap	10.75 - 11.10	5/8"	1"	6"	7-1/2"				
	FS313-1150-Tap	11.10 - 11.50	5/8"	1"	6"	7-1/2"				
12"	FS313-1240-Tap	12.00 - 12.40	5/8"	1"	6"	7-1/2"	158.06	206.37	6.4	9.3
	FS313-1320-Tap	12.75 - 13.20	5/8"	1"	6"	7-1/2"				
	FS313-1350-Tap	13.10 - 13.50	5/8"	1"	6"	7-1/2"				



HDPE

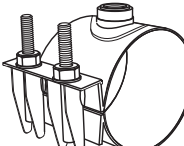
## FS323 DOUBLE BAND

4"	FS323-554-Tap	4.74-5.54	5/8"	2	6"	7-1/2"	\$ 129.86	\$ 183.75	5.2	5.7
6"	FS323-720-Tap	6.40-7.20	5/8"	2	6"	7-1/2"	135.32	188.82	5.1	5.8
8"	FS323-920-Tap	8.40-9.20	5/8"	2	6"	7-1/2"	137.12	194.98	6.3	7.8
10"	FS323-1150-Tap	10.70-11.50	5/8"	2	6"	7-1/2"	164.86	257.63	7.0	9.0
12"	FS323-1350-Tap	12.70-13.50	5/8"	2	6"	7-1/2"	168.37	260.18	9.0	11.0



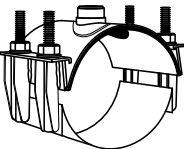
## FSP313 SINGLE BAND (with Belleville washers)

NOM. PIPE SIZE	CATALOG NUMBER	O.D. RANGE	BOLT SIZE	No. OF SECTIONS	BAND WIDTH		LIST PRICE		APPROX. WEIGHTS	
					1/2"-1"	1-1/4"-2"	1/2"-1" TAP	1-1/4"-2" TAP	1/2"-1" TAPS	1-1/4"-2" TAPS
2"	◆ FSP313-238-Tap	2.38	1/2"	1	4"	-	\$ 78.75	-	1.9	-
	FSP313W-238-Tap	2.38	1/2"	1	6"	-	98.88			
3"	◆ FSP313-350-Tap	3.50	1/2"	1	4"	-	82.13	-	2.2	-
	FSP313W-350-Tap	3.50	1/2"	1	6"	-	102.27			
	FSP313-396-Tap	3.96	1/2"	1	4"	-	82.13			
	FSP313W-396-Tap	3.96	1/2"	1	6"	-	102.27			
4"	FS313-450-Tap	4.50	1/2"	1	6"	7-1/2"	99.20	-	3.3	3.9
	FS313-480-Tap	4.50-4.80	1/2"	1	6"	7-1/2"				
6"	FS313-663-Tap	6.63	5/8"	1	6"	7-1/2"	136.84	190.33	4.7	5.1
	FS313-690-Tap	6.90								
8"	FS313-863-Tap	8.63	5/8"	1	6"	7-1/2"	138.64	196.50	5.2	5.8
	FS313-905-Tap	9.05								
10"	FSP313-1075-Tap	10.75	5/8"	1	6"	7-1/2"	178.22	219.75	5.8	8.7
	FSP313-1110-Tap	11.10								
12"	FSP313-1275-Tap	12.75	5/8"	1	6"	7-1/2"	181.73	230.04	6.4	9.3
	FSP313-1320-Tap	13.20								



## FSP323 DOUBLE BAND (with Belleville washers)

14"	FSP323-1400-Tap	14.00	5/8"	2	6"	7-1/2"	\$ 328.40	\$ 331.00	10.0	12.0
	FSP323-1530-Tap	15.30								
16"	FSP323-1600-Tap	16.00	5/8"	2	6"	7-1/2"	343.06	352.79	10.5	12.5
	FSP323-1740-Tap	17.40								
18"	FSP323-1800-Tap	18.00	5/8"	2	6"	7-1/2"	350.17	364.76	10.5	12.5
	FSP323-1950-Tap	19.50								



## FSP333 TRIPLE BAND (with Belleville washers)

20"	FSP333-2000-Tap	20.00	5/8"	3	6"	7-1/2"	\$ 440.75	\$ 449.49	14.5	17.0
	FSP333-2160-Tap	21.60								
24"	FSP333-2400-Tap	24.00	5/8"	3	6"	7-1/2"	453.58	482.22	15.5	17.5
	FSP333-2580-Tap	25.80								
30"	FSP333-3000-Tap	30.00	5/8"	3	6"	7-1/2"	530.24	562.62	17.0	19.5
	FSP333-3200-Tap	32.00								

## FSP343 QUAD BAND (with Belleville washers)

36"	FSP343-3600-Tap	36.00	5/8"	4	6"	7-1/2"	\$ 696.56	\$ 731.20	14.5	17.0
	FSP343-3830-Tap	38.30								

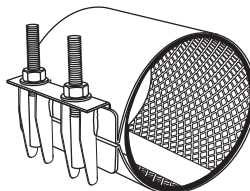
◆ One-bolt design

Note: Coined outlet not available on 2" and 3" saddles.



# FORD ALL STAINLESS REPAIR CLAMPS FOR USE ON HDPE PIPE

## STYLE FSP1 SINGLE BAND



NOM. PIPE SIZE	PIPE O.D. RANGE	CATALOG NUMBER	LENGTH, LIST PRICE AND APPROXIMATE SHIPPING WEIGHT LBS.							
			6"	7.5"	10"	12.5"	15"	20"	24"	30"
2"	2.38	*FSP1-238-Length	\$ 94.88	\$ 105.48	\$ 138.20	\$ 151.24	\$ 199.18	-	-	-
	2.50	FSP1-250-Length	4 lbs.	4 lbs.	5 lbs.	5 lbs.	8 lbs.	-	-	-
3"	3.50	FSP1-350-Length	108.30	121.40	161.32	176.32	217.90	-	-	-
			4	5	5	6	9	-	-	-
4"	4.50	FSP1-450-Length	111.82	127.11	175.89	202.26	224.37	\$ 361.31	\$ 456.70	\$ 503.81
	4.80	FSP1-480-Length	4	6	7	8	10	14 lbs.	16 lbs.	21 lbs.
6"	6.63	FSP1-663-Length	-	150.56	205.98	239.54	268.96	439.47	528.13	597.38
	6.90	FSP1-690-Length	-	7	9	10	14	17	21	27
8"	8.63	FSP1-863-Length	-	174.51	233.20	278.55	321.80	471.96	586.76	691.48
	9.05	FSP1-905-Length	-	8	10	11	15	19	24	30
10"	10.75	FSP1-1075-Length	-	235.92	321.63	375.45	428.46	576.06	840.26	958.50
	11.10	FSP1-1110-Length	-	11	14	16	24	28	32	42
12"	12.75	FSP1-1275-Length	-	266.55	354.64	431.09	484.24	677.34	924.50	1055.12
	13.20	FSP1-1320-Length	-	13	16	18	27	30	36	48
<b>Number of Studs</b>			2	2	3	**3-4	4	6	7	9

\* FSP1-238 is available up through 12.5" length.

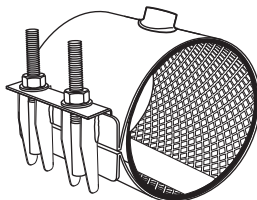
\*\* 12.5" long clamps in the 10" and 12" nominal pipe size have four studs.

**To Order:** Specify catalog number and length of desired clamp. For example: An FSP1-663-125 would have a length of 12.5" and cover an O.D. of 6.63".

**Notes:** Optional **electric conductivity strips** are available on FSP1 clamps; add "-CS" to catalog number. Example: FSP1-663-75-CS  
Lengths 7.5" through 10" add \$ 8.28. Lengths 12.5" and up add \$ 14.47.  
Tapped outlets for clamps are available below.

Optional **NBR (Buna-N)** gaskets are available, add "-N" to the catalog number. Example: FSP1-663-75-N. Add 5% to the list price.  
Optional **EPDM** gaskets are available, add "-EPDM" to the catalog number. Example: FSP1-663-75-EPDM  
Add 10% to the list price.

## FORD TAPPED REPAIR CLAMPS - CC AND IP TAPS



**OUTLET TAPS** for corporation stops are available on ALL Ford Stainless Steel (FSP Style) or Ford Flex (FP Style) Repair Clamps. The minimum clamp size for each tap type and size is listed in the tapping code table below. The tapped outlet is 18-8 stainless steel and is fused to the clamp band by a fully passivated TIG weld. All tap options listed below are available on all FP3 clamps listed above.

**Note:** Tapped repair clamps are non-returnable.

SIZE	CODE NUMBER	CC (AWWA) THREAD			ADD ON LIST PRICE
		MIN. CLAMP SIZE			
		FP1 OR FSP1	FP2	FSP2	
3/4"	CC3	2.63	5.60	5.24	\$ 64.16
1"	CC4	2.63	5.60	5.24	64.16
1-1/4"	*CC5	3.70	5.60	5.24	82.83
1-1/2"	CC6	4.25	5.60	5.24	82.83
2"	CC7	4.73	5.60	5.57	102.74

\* Contact factory for availability.

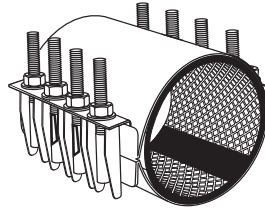
**To Order:** 1. Select the proper code from table to match desired size and type of thread.  
2. Add code to catalog number of repair clamp.

**Example:** The number for an FSP1-690-125 with a 3/4" CC tap is FSP1-690-125-CC3.

SIZE	CODE NUMBER	IP THREAD			ADD ON LIST PRICE
		MIN. CLAMP SIZE			
		FP1 OR FSP1	FP2	FSP2	
3/4"	IP3	2.63	5.60	5.24	\$ 64.16
1"	IP4	2.63	5.60	5.24	64.16
1-1/4"	*IP5	3.70	5.60	5.24	82.83
1-1/2"	IP6	3.70	5.60	5.24	82.83
2"	IP7	4.25	5.60	5.57	91.95

\* Contact factory for availability.

### STYLE FSP2 DOUBLE BAND



NOM. PIPE SIZE	PIPE O.D. RANGE	CATALOG NUMBER	LENGTH, LIST PRICE AND APPROXIMATE SHIPPING WEIGHT LBS						
			7.5"	10"	12.5"	15"	20"	24"	30"
4"	4.50	FSP2-450-Length	\$ 198.83	\$ 267.18	\$ 305.86	\$ 375.03	\$ 511.13	\$ 653.83	-
	4.80	FSP2-480-Length	11 lbs.	14 lbs.	18 lbs.	26 lbs.	32 lbs.	38 lbs.	-
6"	6.63	FSP2-663-Length	226.61	296.04	339.54	427.08	523.08	782.59	\$ 924.85
	6.90	FSP2-690-Length	12	15	19	28	35	42	45 lbs.
8"	8.63	FSP2-863-Length	255.34	325.76	373.90	480.86	593.65	882.07	1025.68
	9.05	FSP2-905-Length	13	17	21	30	38	46	51
10"	10.75	FSP2-1075-Length	-	415.51	577.12	593.88	802.01	1067.61	1246.55
	11.10	FSP2-1110-Length	-	18	23	32	41	50	54
12"	12.75	FSP2-1275-Length	-	470.21	648.84	665.17	915.52	1175.82	1410.69
	13.20	FSP2-1320-Length	-	19	25	34	44	54	57
14"	14.00	FSP2-1400-Length	-	527.89	727.26	791.21	1025.45	1318.33	1583.70
	15.30	FSP2-1530-Length	-	20	27	36	47	58	63
16"	16.00	FSP2-1600-Length	-	597.37	780.21	862.51	1133.47	1459.89	1801.25
	17.40	FSP2-1740-Length	-	22	29	38	50	62	66
<b>Number of Studs</b>			4	6	*6-8	8	12	14	18

\* 12.5" long clamps in the 10" through 16" nominal pipe size have 8 studs.

**To Order:** Specify catalog number and length of desired clamp. For example: An FSP2-905-125 would have a length of 12.5" and cover an O.D. of 9.05".

**Notes:** Optional **electric conductivity strips** are available on FSP2-905 and larger, add "-CS" to catalog number.

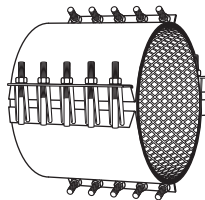
Example: FSP2-905-75-CS. Lengths 7.5" through 10" add \$ 8.28. Lengths 12.5" and up add \$ 14.47.

Tapped repair clamp codes and prices are on page HDPE-9.

Optional **NBR (Buna-N)** gaskets are available, add "-N" to the catalog number. Example: FSP2-905-75-N. Add 5% to the list price.

Optional **EPDM** gaskets are available, add "-EPDM" to the catalog number. Example: FSP2-905-75-EPDM. Add 10% to the list price.

### STYLE FSP3 TRIPLE BAND



NOM. PIPE SIZE	PIPE O.D. RANGE	CATALOG NUMBER	LENGTH, LIST PRICE AND APPROXIMATE SHIPPING WEIGHT LBS.				
			12.5"	15"	20"	24"	30"
16"	16.00	FSP3-1600-Length	\$ 896.26	\$ 1049.94	\$ 1432.00	\$ 1799.90	\$ 2501.79
	17.40	FSP3-1740-Length	31 lbs.	40 lbs.	52 lbs.	64 lbs.	77 lbs.
18"	18.00	FSP3-1800-Length	942.59	1126.66	1535.86	1953.89	2553.37
	19.50	FSP3-1950-Length	35	44	56	68	84
20"	20.00	FSP3-2000-Length	1035.39	1163.67	1586.10	2172.19	2842.25
	21.60	FSP3-2160-Length	41	48	60	73	89
24"	24.00	FSP3-2400-Length	1285.86	1816.14	2470.15	3149.65	4147.61
	25.80	FSP3-2580-Length	46	53	65	79	102
<b>Number of Studs</b>			12	12	18	21	27

**To Order:** Specify catalog number and length of desired clamp. For example: An FSP3-1800-125 would have a length of 12.5" and cover an O.D. of 18.00".

**Notes:** Optional **electric conductivity strips** are available, add "-CS" to catalog number. Example: FSP3-1800-125-CS. Lengths 7.5" through 10" add \$ 8.28. Lengths 12.5" and up add \$ 14.47.

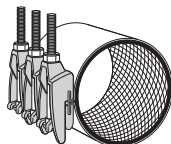
Tapped repair clamp codes and prices are on page HDPE-9.

Optional **NBR (Buna-N)** gaskets are available, add "-N" to the catalog number. Example: FSP3-1800-125-N. Add 5% to the list price.

Optional **EPDM** gaskets are available, add "-EPDM" to the catalog number. Example: FSP3-1800-125-EPDM. Add 10% to the list price.

## FORD FLEX REPAIR CLAMPS FOR USE ON HDPE PIPE

### STYLE FP1 SINGLE BAND



NOM. PIPE SIZE	PIPE O.D. RANGE	CATALOG NUMBER	LENGTH, LIST PRICE AND APPROXIMATE SHIPPING WEIGHT LBS..					
			7.5"	10"	12.5"	15"	20"	30"
2"	2.38	FP1-238-Length	\$ 99.35	\$ 125.73	\$ 145.83	\$ 181.08	-	-
	2.50	FP1-250-Length	7 lbs.	9 lbs.	12 lbs.	14 lbs.	-	-
3"	3.50	FP1-350-Length	114.15	148.79	167.77	205.25	-	-
			8	10	12	14	-	-
4"	4.50	FP1-450-Length	123.42	168.63	198.69	219.46	332.58	503.63
	4.80	FP1-480-Length	11	15	18	22	29	44
6"	6.63	FP1-663-Length	144.94	196.32	233.10	260.41	385.53	567.99
	6.90	FP1-690-Length	13	17	21	25	34	51
8"	8.63	FP1-863-Length	170.34	228.87	274.16	315.27	445.06	637.28
	9.05	FP1-905-Length	15	20	25	29	38	58
10"	10.75	FP1-1075-Length	212.89	288.26	335.99	388.15	518.17	755.56
	11.10	FP1-1110-Length	16	21	28	31	41	62
12"	12.75	FP1-1275-Length	251.14	329.41	403.34	447.42	650.59	927.80
	13.20	FP1-1320-Length	18	23	29	35	46	70
<b>Number of Bolts</b>			<b>3</b>	<b>4</b>	<b>5</b>	<b>6</b>	<b>8</b>	<b>12</b>
Add price for 5/8" 304 stainless steel nuts and bolts. Add "-SH" to Cat. No. (Example: FP1-663-75-SH)			<b>38.40</b>	<b>51.22</b>	<b>64.03</b>	<b>76.81</b>	<b>103.01</b>	<b>153.66</b>

**To Order:** Specify catalog number and length of desired clamp. For example: An FP1-663-125 would have a length of 12.5" and cover an O.D. of 6.63".

**Notes:** Tapped repair clamp codes and prices are on page HDPE-12.

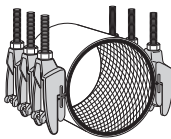
Optional **electric conductivity strips** are available, add "-CS" to catalog number. Example: FP1-663-75-CS. Lengths 7.5" through 10" add \$ 8.28. Lengths 12.5" and up add \$ 14.47.

Optional **NBR (Buna-N)** gaskets are available, add "-N" to the catalog number. Example: FP1-663-75-N. Add 5% to the list price.

Optional **EPDM** gaskets are available, add "-EPDM" to the catalog number. Example: FP1-663-75-EPDM. Add 10% to the list price.

HDPE

### STYLE FP2 DOUBLE BAND



NOM. PIPE SIZE	PIPE O.D. RANGE	CATALOG NUMBER	LENGTH, LIST PRICE AND APPROXIMATE SHIPPING WEIGHT LBS.					
			7.5"	10"	12.5"	15"	20"	30"
4"	4.50	FP2-450-Length	\$ 204.03	\$ 270.13	\$ 319.32	\$ 386.26	\$ 518.08	\$ 787.65
	4.80	FP2-480-Length	20 lbs.	27 lbs.	32 lbs.	40 lbs.	53 lbs.	80 lbs.
6"	6.63	FP2-663-Length	230.80	298.00	351.02	436.30	585.14	883.12
	6.90	FP2-690-Length	22	29	36	43	57	86
8"	8.63	FP2-863-Length	258.29	326.59	384.77	488.02	665.78	992.43
	9.05	FP2-905-Length	23	29	38	46	61	92
10"	10.75	FP2-1075-Length	279.76	336.96	385.65	478.53	640.35	977.36
	11.10	FP2-1110-Length	24	30	42	46	69	98
12"	12.75	FP2-1275-Length	332.62	415.57	468.70	594.06	809.75	1210.06
	13.20	FP2-1320-Length	27	30	44	47	70	100
14"	14.00	FP2-1400-Length	-	537.56	-	809.97	1096.96	1658.26
	15.30	FP2-1530-Length	-	31	-	49	71	101
16"	16.00	FP2-1600-Length	-	591.20	-	854.29	1118.75	1746.31
	17.40	FP2-1740-Length	-	32	-	50	72	104
18"	18.00	FP2-1800-Length	-	620.74	-	896.56	1213.00	1833.71
	19.50	FP2-1950-Length	-	33	-	53	74	105
20"	20.00	FP2-2000-Length	-	643.33	-	929.15	1278.54	1932.96
	21.60	FP2-2160-Length	-	35	-	54	75	106
<b>Number of Bolts</b>			<b>6</b>	<b>8</b>	<b>10</b>	<b>12</b>	<b>16</b>	<b>24</b>
Add price for 5/8" 304 stainless steel nuts and bolts. Add "-SH" to Cat. No. (Example: FP2-905-75-SH)			<b>76.81</b>	<b>96.90</b>	<b>128.06</b>	<b>153.66</b>	<b>204.89</b>	<b>307.34</b>

**To Order:** Specify catalog number and length of desired clamp. For example: An FP2-905-125 would have a length of 12.5" and cover an O.D. of 9.05".

**Notes:** Tapped repair clamp codes and prices are on page HDPE-12.

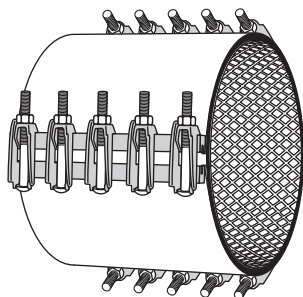
Optional **electric conductivity strips** are available, add "-CS" to catalog number. Example: FP2-905-75-CS. Lengths 7.5" through 10" add \$ 8.28. Lengths 12.5" and up add \$ 14.47.

Optional **NBR (Buna-N)** gaskets are available, add "-N" to the catalog number. Example: FP2-905-75-N. Add 5% to the list price.

Optional **EPDM** gaskets are available, add "-EPDM" to the catalog number. Example: FP2-905-75-EPDM. Add 10% to the list price.

## FORD FLEX REPAIR CLAMPS FOR USE ON HDPE PIPE (CONTINUED)

### STYLE FP3 TRIPLE BAND



NOM. PIPE SIZE	PIPE O.D. RANGE	CATALOG NUMBER	LENGTH, LIST PRICE AND APPROXIMATE SHIPPING WEIGHT LBS.			
			10"	15"	20"	30"
24"	24.00	FP3-2400-Length	\$ 1174.60	\$ 1695.14	\$ 2293.75	\$ 3468.16
	25.80	FP3-2580-Length	104 lbs.	152 lbs.	190 lbs.	275 lbs.
30"	30.00	FP3-3000-Length	1280.24	1849.53	2502.28	3783.26
	32.00	FP3-3200-Length	113	163	204	290
<b>NUMBER OF BOLTS</b>			12	18	24	36
Add price for 5/8" 304 stainless steel nuts and bolts. Add "-SH" to Cat. No. (Example: FP3-2400-10-SH)			145.34	230.48	307.32	461.00

**To Order:** Specify catalog number and length of desired clamp.  
For example: An FP3-2400-20 would have a length of 20" and an O.D. of 24.00".

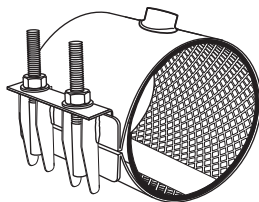
**Notes:** Tapped repair clamp codes and prices are listed below.

Optional **electric conductivity strips** are available on FP3-2400 and larger, add "-CS" to catalog number. Example: FP3-2400-15-CS  
Length of 10" add \$ 8.28. Lengths 12.5" and up add \$ 14.47.

Optional **NBR (Buna-N)** gaskets are available, add "-N" to the catalog number. Add 5% to the list price.

Optional **EPDM** gaskets are available, add "-EPDM" to the catalog number. Add 10% to the list price.

### FORD TAPPED REPAIR CLAMPS - CC AND IP TAPS



**OUTLET TAPS** for corporation stops are available on ALL Ford stainless steel (FSP Style) or Ford Flex (FP Style) Repair Clamps. The minimum clamp size for each tap type and size is listed in the tapping code table below. The tapped outlet is 18-8 stainless steel and is fused to the clamp band by a fully passivated TIG weld. All tap options listed below are available on all FP3 clamps listed above.

**Note:** Tapped repair clamps are non-returnable.

#### CC (AWWA) THREAD

SIZE	CODE NUMBER	MIN. CLAMP SIZE			ADD ON LIST PRICE
		FP1 OR FSP1	FP2	FSP2	
3/4"	CC3	2.63	5.60	5.24	\$ 64.16
1"	CC4	2.63	5.60	5.24	64.16
1-1/4"	*CC5	3.70	5.60	5.24	82.83
1-1/2"	CC6	4.25	5.60	5.24	82.83
2"	CC7	4.73	5.60	5.57	102.74

\* Contact factory for availability.

#### IP THREAD

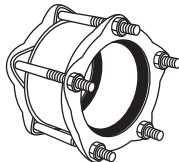
SIZE	CODE NUMBER	MIN. CLAMP SIZE			ADD ON LIST PRICE
		FP1 OR FSP1	FP2	FSP2	
3/4"	IP3	2.63	5.60	5.24	\$ 64.16
1"	IP4	2.63	5.60	5.24	64.16
1-1/4"	*IP5	3.70	5.60	5.24	82.83
1-1/2"	IP6	3.70	5.60	5.24	82.83
2"	IP7	4.25	5.60	5.57	91.95

\* Contact factory for availability.

**To Order:** 1. Select the proper code from table to match desired size and type of thread.  
2. Add code to catalog number of repair clamp.

**Example:** The number for an FSP1-690-125 with a 3/4" CC tap is FSP1-690-125-CC3.

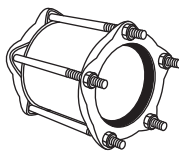
**FORD DUCTILE IRON COUPLINGS  
STYLE FC1 FOR HDPE PIPE**



NOM. PIPE SIZE	GASKET RNG 1ST HALF CAT. NO.	END RING COLOR	BY	GASKET RNG 2ND HALF CAT. NO.	END RING COLOR	CENTER SLEEVE LENGTH	NO. OF BOLTS	APPROX. WT. LBS.	STANDARD CATALOG NUMBER	LIST PRICE		
										STANDARD COUPLING	*OPTIONAL FEATURE CODES STAINLESS STEEL BOLTS -SH	EPOXY COAT AND S.S. BOLTS -ESH
2"	2.34-2.63	Red	X	2.34-2.63	Red	4"	2	6	FC1-263-263	\$ 58.35	\$ 80.77	\$ 95.19
2-1/2"	See 2" FC2A on next page											
4"	4.00	Red	X	4.50-4.80	Red	5"	3	14	FC1-400-480 FC1-400-510 FC1-480-480 FC1-480-510 FC1-510-510	103.68	143.89	178.78
	4.00	Red		4.80-5.10	Black							
	4.50-4.80	Red		4.50-4.80	Red							
	4.50-4.80	Red		4.80-5.10	Black							
	4.80-5.10	Black		4.80-5.10	Black							
6"	6.00	Red	X	6.63-6.90	Red	5"	4	20	FC1-600-690 FC1-690-690 FC1-690-720	141.43	195.06	246.81
	6.63-6.90	Red		6.63-6.90	Red							
	6.63-6.90	Red		6.90-7.20	Black							
8"	8.00	Red	X	8.63-9.05	Red	5"	5	29	FC1-800-905 FC1-905-905 FC1-905-940	188.75	251.14	324.79
	8.63-9.05	Red		8.63-9.05	Red							
	8.63-9.05	Red		9.05-9.40	Black							
10"	10.75	Red	X	10.75	Red	6"	6	41.5	FC1-1075-1075 FC1-1075-1146 FC1-1146-1146	254.30	329.15	433.02
	10.75	Red		11.10-11.46	Black							
	11.10-11.46	Black		11.10-11.46	Black							
12"	12.75	Red	X	12.75	Red	6"	7	54.5	FC1-1275-1275 FC1-1275-1356 FC1-1356-1356	293.41	380.78	521.86
	12.75	Red		13.20-13.56	Black							
	13.20-13.56	Black		13.20-13.56	Black							

**HDPE**

**FORD DUCTILE IRON COUPLINGS  
STYLE FC1-L12 (12" lengths) FOR HDPE PIPE**



NOM. PIPE SIZE	GASKET RNG 1ST HALF CAT. NO.	END RING COLOR	BY	GASKET RNG 2ND HALF CAT. NO.	END RING COLOR	CENTER SLEEVE LENGTH	NO. OF BOLTS	APPROX. WT. LBS.	STANDARD CATALOG NUMBER	LIST PRICE		
										STANDARD COUPLING	*OPTIONAL FEATURE CODES STAINLESS STEEL BOLTS -SH	EPOXY COAT AND S.S. BOLTS -ESH
4"	4.00	Red	X	4.50-4.80	Red	12"	3	29	FC1-400-480-L12 FC1-480-480-L12 FC1-480-510-L12	\$ 169.59	\$ 239.00	\$ 311.35
	4.50-4.80	Red		4.50-4.80	Red							
	4.50-4.80	Red		4.80-5.10	Black							
6"	6.00	Red	X	6.63-6.90	Red	12"	4	42	FC1-600-690-L12 FC1-690-690-L12 FC1-690-720-L12	240.04	332.61	439.88
	6.63-6.90	Red		6.63-6.90	Red							
	6.63-6.90	Red		6.90-7.20	Black							

**To Order:** Locate the gasket range that accommodates your pipe O.D. for both coupling ends.

**Example:** To connect 6.63 O.D. PVC pipe to 7.10 O.D. pipe use catalog number FC1-690-720; for 12" long sleeve FC1-690-720-L12.

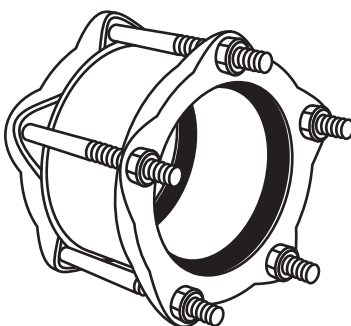
**\*Options:** **SH** Standard coated coupling with stainless steel nuts and bolts; add "-SH" to the catalog number.

**ESH** Epoxy coated coupling with stainless steel nuts and bolts; add "-ESH" to the catalog number.

Example: FC1-690-720-ESH is an FC1 coupling with epoxy coating and stainless steel nuts and bolts.

**N** Coupling with **NBR (Buna-N)** gaskets; add "-N" to the catalog number and add 5% of the standard coupling price to the list price.

## FORD TRANSITION COUPLINGS STYLE FC2A FOR HDPE PIPE



HDPE

NOM. PIPE SIZE	GASKET RANGE 1ST HALF CAT. NO.	END RING COLOR	BY	GASKET RANGE 2ND HALF CAT. NO.	END RING COLOR	CENTER SLEEVE LENGTH	NO. OF BOLTS	APPROX. WT. LBS.	LIST PRICE		
									STANDARD COUPLING	*OPTIONAL FEATURE CODES STAINLESS STEEL BOLTS -SH	EPOXY COAT AND S.S. BOLTS -ESH
2"	2.30-2.45	Black	X	2.30-2.45	Black	4"	2	9	\$ 58.70	\$ 81.09	\$ 103.83
	2.40-2.65	Black		2.40-2.65	Black						
2-1/2"	2.65-2.88	Black	X	2.65-2.88	Black	4"	3	14	96.26	129.90	165.19
	3.45-3.60	Red		3.45-3.60	Red						
3"	3.70-3.88	Black	X	3.70-3.88	Black	4"	3	14	96.26	129.90	165.19
	4.50	Red		4.00	Red						
4"	4.80-5.14	Red	X	4.80-5.14	Red	5"	3	16	113.76	153.98	194.16
	6.63	Red		4.50	Red						
5"	5.15-5.57	White/Gray	X	5.15-5.57	White/Gray	5"	4	24	155.20	208.83	269.76
	6.90-7.20	Black		6.63	Red						
6"	8.63	Red	X	8.63	Red	5"	5	34	196.47	263.48	347.53
	9.05-9.40	Black		9.05-9.40	Black						
10"	10.00	Red	X	10.00	Red	6"	6	48	270.28	345.12	469.09
	10.75	Red		10.75	Red						
	11.10-11.40	Black		11.10-11.40	Black						
	11.42-11.77	Black		11.42-11.77	Black						
12"	11.77-12.12	White/Gray	X	11.77-12.12	White/Gray	6"	7	62	322.02	409.36	563.73
	12.75	Black		12.75	Black						
14"	13.20-13.50	Black	X	13.20-13.50	Black	6"	9	79	532.09	696.59	890.46
	13.69-14.04	White/Gray		13.69-14.04	White/Gray						
16"	15.30-15.70	Black	X	15.30-15.70	Black	6"	10	103	640.68	823.45	1078.65
	16.00-16.35	Red		16.00-16.35	Red						
18"	17.40-17.80	Black	X	17.40-17.80	Black	7"	11	111	972.48	1173.54	1456.37
	19.50-20.00	Black		19.50-20.00	Black						
20"	21.60-22.06	Black	X	21.60-22.06	Black	7"	12	125	1166.26	1385.59	1684.05
24"	25.80-26.32	Black	X	25.80-26.32	Black	10"	14	183	1983.61	2270.53	2610.07

**To Order:** Locate the gasket range that accommodates your pipe O.D. for both coupling ends. Use the top range of each gasket size to determine the catalog number.

**Example:** To connect 6.63 O.D. HDPE pipe to 6.90 O.D. pipe use catalog number FC2A-663-720.

**\*Options:** **SH** Standard coated coupling with stainless steel nuts and bolts: add "-SH" to the catalog number.

**ESH** Epoxy coated coupling with stainless steel nuts and bolts: add "-ESH" to the catalog number.

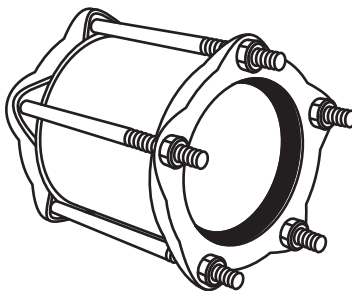
Example: FC2A-690-720-ESH is an FC2A coupling with epoxy coating and stainless steel nuts and bolts.

**N** Coupling with **NBR (Buna-N)** gaskets: add "-N" to the catalog number and add 5% of the standard coupling price to the list price.

**Note:** Gaskets for SDR 35 sewer pipe are available in the following sizes: 4.22", 6.23", 10.50" and 12.50". Use these sizes as part of the catalog number. Contact factory for pricing.

## FORD TRANSITION COUPLINGS

### STYLE FC2A-L12 (12" lengths) FOR HDPE PIPE



NOM. PIPE SIZE	GASKET RANGE 1ST HALF CAT. NO.	END RING COLOR	BY	GASKET RANGE 2ND HALF CAT. NO.	END RING COLOR	CENTER SLEEVE LENGTH	NO. OF BOLTS	APPROX. WT. LBS.	LIST PRICE		
									STANDARD COUPLING	*OPTIONAL FEATURE CODES STAINLESS STEEL BOLTS -SH	EPOXY COAT AND S.S. BOLTS -ESH
4"	4.50	Red	X	4.50	Red	12"	3	34	\$ 206.49	\$ 275.92	\$ 360.74
	4.80-5.14	Black		4.80-5.14	Black						
5"	5.15-5.57	White/Gray	X	5.15-5.57	White/Gray	12"	3	34	206.49	275.92	360.74
	6.63	Red		6.63	Red						
6"	6.90-7.20	Black	X	6.90-7.20	Red	12"	4	48	257.39	349.94	469.69
	8.63	Red		8.63	Black						
8"	9.05-9.40	Black	X	9.05-9.40	Black	12"	5	63	328.67	443.97	564.11
	10.75	Red		10.75	Red						
10"	11.10-11.40	Black	X	11.10-11.40	Black	12"	6	83	454.68	593.51	800.58
	12.75	Black		12.75	Black						
12"	13.20-13.50	Black	X	13.20-13.50	Black	12"	7	106	531.81	693.79	958.24
	14.03-14.38	White/Gray		14.03-14.38	White/Gray						
14"	13.69-14.04	White/Gray	X	13.69-14.04	White/Gray	12"	7	106	531.81	693.79	958.24
	14.03-14.38	White/Gray		14.03-14.38	White/Gray						

**To Order:** Locate the gasket range that accommodates your pipe O.D. for both coupling ends. Use the top range of each gasket size to determine the catalog number.

**Example:** To connect 6.63 O.D. HDPE pipe to 6.90 O.D. pipe use catalog number FC2A-663-720-L12.

**\*Options:** **SH** Standard coated coupling with stainless steel nuts and bolts; add "-SH" to the catalog number.

**ESH** Epoxy coated coupling with stainless steel nuts and bolts; add "-ESH" to the catalog number.

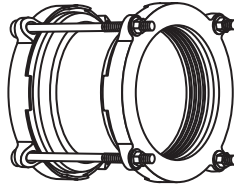
Example: FC2A-690-720-L12-ESH is an FC2A coupling with epoxy coating and stainless steel nuts and bolts.

**N** Coupling with **NBR (Buna-N)** gaskets; add "-N" to the catalog number and add 5% of the standard coupling price to the list price.

**Note:** Gaskets for SDR 35 sewer pipe are available in the following sizes: 4.22", 6.23", 10.50" and 12.50". Use these sizes as part of the catalog number. Contact factory for pricing.

**HDPE**

**FORD "ULTRA-FLEX" WIDE RANGE COUPLINGS - STYLE FC2W FOR HDPE PIPE**



NOM. PIPE SIZE	RANGE (INCHES)	RANGE (MM)	CATALOG NUMBER	NUMBER OF BOLTS	SLEEVE LENGTH	APPROX. WT. LBS.	LIST PRICE	
							STANDARD CPLG. INCLUDES EPOXY	STAINLESS STEEL BOLT OPTION *-SH
3"	2.50-4.29	63.5-109.0	FC2W-3	3	7"	27	\$ 165.28	\$ 225.49
4"	3.96-5.60	100.6-142.2	FC2W-4	4	7"	35	178.32	262.23
6"	6.23-7.60	158.2-193.0	FC2W-6	4	7"	44	252.22	336.13
8"	8.40-9.75	213.3-247.6	FC2W-8	4	7"	52	294.48	378.36
10"	10.75-12.12	273.0-307.8	FC2W-10	6	9"	76	376.80	517.92
12"	12.75-14.38	323.8-365.25	FC2W-12	6	9"	97	444.63	585.77
16"	16.00-17.80	406.4-452.12	FC2W-16	8	10"	135	1013.58	1198.69

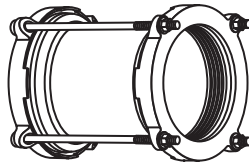
Epoxy coating and NBR (Buna-N) Gaskets are standard with FC2W couplings.

\* SH = Option for FC2W couplings with stainless steel nuts and bolts. Add "-SH" to the catalog number. Example: FC2W-6-SH

HDPE

**COMPONENT PARTS FOR STYLE FC2W "ULTRA-FLEX" WIDE RANGE COUPLINGS  
ALL COMPONENTS ARE PRICED "EACH"**

NOM. PIPE SIZE	GASKET CAT. NO.	LIST PRICE	END RING CAT. NO.	LIST PRICE	CENTER SLEEVE CAT. NO.	LIST PRICE	NUTS AND BOLTS CAT. NO.	LIST PRICE
3"	FC2WG-3	\$ 21.90	FC2W-ER-3	\$ 21.01	FC2W-CS-3	\$ 48.16	FBN-58-1125	\$ 10.71
4"	FC2WG-4	24.03	FC2W-ER-4	22.93	FC2W-CS-4	49.30	FBN-58-1125	10.71
6"	FC2WG-6	36.36	FC2W-ER-6	34.97	FC2W-CS-6	72.76	FBN-58-1125	10.71
8"	FC2WG-8	42.54	FC2W-ER-8	39.88	FC2W-CS-8	92.82	FBN-58-1125	10.71
10"	FC2WG-10	46.42	FC2W-ER-10	40.72	FC2W-CS-10	113.81	FBN-58-135	13.81
12"	FC2WG-12	57.75	FC2W-ER-12	46.72	FC2W-CS-12	145.01	FBN-58-135	13.81
16"	FC2WG-16	131.03	FC2W-ER-16	150.83	FC2W-CS-16	395.99	FBN-58-155	16.37



**FORD "ULTRA-FLEX" WIDE RANGE COUPLINGS WITH  
12" LONG CENTER SLEEVES - STYLE FC2W - L12 FOR HDPE PIPE**

NOM. PIPE SIZE	RANGE (INCHES)	RANGE (MM)	CATALOG NUMBER	NUMBER OF BOLTS	APPROX. SLEEVE LENGTH	APPROX. WT. LBS.	LIST PRICE	
							STANDARD CPLG. INCLUDES EPOXY	STAINLESS STEEL BOLT OPTION *-SH
3"	2.50-4.29	63.5-109.0	FC2W-3-L12	3	12"	35	\$ 218.25	\$ 264.12
4"	3.96-5.60	100.6-142.2	FC2W-4-L12	4	12"	45	260.50	321.65
6"	6.23-7.60	158.2-193.0	FC2W-6-L12	4	12"	56	330.44	391.61
8"	8.40-9.75	213.3-247.6	FC2W-8-L12	4	12"	69	457.69	518.88
10"	10.75-12.12	273.0-307.8	FC2W-10-L12	6	12"	90	534.87	626.62
12"	12.75-14.38	323.8-365.25	FC2W-12-L12	6	12"	109	636.70	728.45

Epoxy coating and NBR (Buna-N) Gaskets are standard with FC2W couplings.

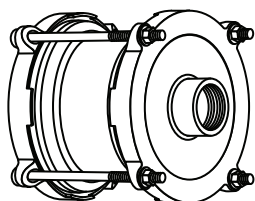
\* SH = Option for FC2W couplings with stainless steel nuts and bolts. Add "-SH" to the catalog number. Example: FC2W-6-L12-SH

**COMPONENT PARTS FOR STYLE FC2W-L12 "ULTRA-FLEX" WIDE RANGE COUPLINGS  
ALL COMPONENTS ARE PRICED "EACH"**

NOM. PIPE SIZE	GASKET CAT. NO.	LIST PRICE	END RING CAT. NO.	LIST PRICE	12" CENTER SLEEVE CAT. NO.	LIST PRICE	NUTS AND BOLTS CAT. NO.	LIST PRICE
3"	FC2WG-3	\$ 21.90	FC2W-ER-3	\$ 21.01	FC2W-CS-3-L12	\$ 108.84	FBN-58-165	\$ 17.16
4"	FC2WG-4	24.03	FC2W-ER-4	22.93	FC2W-CS-4-L12	116.27	FBN-58-165	17.16
6"	FC2WG-6	36.36	FC2W-ER-6	34.97	FC2W-CS-6-L12	136.49	FBN-58-165	17.16
8"	FC2WG-8	42.54	FC2W-ER-8	39.88	FC2W-CS-8-L12	242.03	FBN-58-165	17.16
10"	FC2WG-10	46.42	FC2W-ER-10	40.72	FC2W-CS-10-L12	283.20	FBN-58-165	17.16
12"	FC2WG-12	57.75	FC2W-ER-12	46.72	FC2W-CS-12-L12	351.33	FBN-58-165	17.16



## FORD END CAP FOR ULTRA-FLEX WIDE RANGE COUPLINGS FOR HDPE PIPE



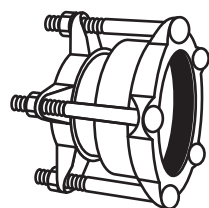
NOM. PIPE SIZE	PIPE O.D. RANGE (INCHES)	CATALOG NUMBER	APPROX. WT. LBS.	LIST PRICE	END CAP ONLY	END CAP WT. LBS.	LIST PRICE
4"	3.96-5.60	FC2W-4-EC	44	\$ 266.91	FECW-4	9	\$ 94.10
6"	6.23-7.60	FC2W-6-EC	57	348.22	FECW-6	13	103.47
8"	8.40-9.75	FC2W-8-EC	75	427.45	FECW-8	23	138.67
10"	10.77-12.12	FC2W-10-EC	138	797.68	FECW-10	62	396.85
12"	12.75-14.38	FC2W-12-EC	178	986.18	FECW-12	80	529.59

## FORD ULTRA-FLEX LONG SLEEVE WIDE RANGE COUPLINGS FOR HDPE PIPE STYLE FC2W-EC (12" long)

NOM. PIPE SIZE	PIPE O.D. RANGE		CATALOG NUMBER	APPROX. WT. LBS.	SLEEVE LENGTH	LIST PRICE	END CAP ONLY	END CAP WT. LBS.	LIST PRICE
	INCHES	MM							
4"	3.96-5.60	100.6-142.2	FC2W-4-L12-EC	54	12"	\$ 349.08	FECW-4	9	\$ 94.10
6"	6.23-7.80	158.2-193.0	FC2W-6-L12-EC	68	12"	433.91	FECW-6	13	103.47
8"	8.40-9.75	213.3-247.6	FC2W-8-L12-EC	87	12"	596.37	FECW-8	23	138.67
10"	10.75-12.12	273.0-307.8	FC2W-10-L12-EC	138	12"	931.72	FECW-10	62	396.85
12"	12.75-14.38	323.8-365.25	FC2W-12-L12-EC	178	12"	1177.41	FECW-12	80	529.59

HDPE

## FORD IRON REDUCING COUPLINGS STYLE FRC FOR HDPE PIPE



NOM. PIPE SIZE	CATALOG NUMBER	RANGE		END RING COLOR CODE	BY	RANGE		END RING COLOR CODE	APPROX. WEIGHT	LIST PRICE
		LARGE END 1ST HALF CAT. No.				SMALL END 2ND HALF CAT. No.				
4" x 3"	FRC-	3.95-4.05		Red	X	3.45-3.60		Red	23	\$ 187.12
		4.45-4.60		Red		3.70-3.88		Black		
		4.80-5.00		Black		3.91-4.06		Black		
		4.92-5.16		Black		4.07-4.20		White/Gray		
		5.17-5.32		White/Gray						
6" x 4"	FRC-	5.95-6.05		Red	X	3.95-4.05		Red	37	264.17
		6.54-6.76		Red		4.45-4.60		Red		
		6.81-7.12		Black		4.70-4.91		Black		
		7.17-7.37		Black		4.92-5.16		Black		
		7.37-7.60		White/Gray		5.17-5.32		White/Gray		

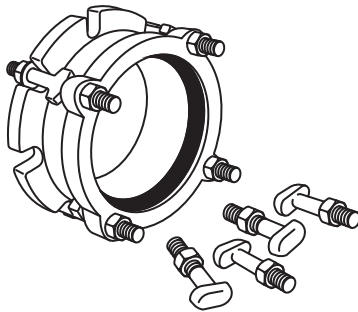
Larger, fabricated steel reducing couplings are detailed in catalog section N.

**To Order:** Find the range for each pipe O.D. and complete the catalog number by using the top O.D. of each range. For example, to couple 6.63 O.D. HDPE to 4.50 O.D. PVC the catalog number would be FRC-676-460.

## REDUCING COUPLING PARTS ALL COMPONENTS ARE PRICED "EACH"

NOM. PIPE SIZE	CENTER SLEEVE CATALOG No.	CENTER SLEEVE LIST PRICE	LARGE END RING CATALOG No.	LARGE END RING LIST PRICE	SMALL END RING CATALOG No.	SMALL END RING LIST PRICE	LARGE GASKET LIST PRICE	SMALL GASKET LIST PRICE	BOLTS AND NUTS	
									No. Req.	LIST PRICE
4" x 3"	FRC-CR-4-3	\$ 53.56	FRC-LRER-4 FRC-LBER-4 FRC-LWER-4	\$ 39.65	FRC-SRER-3 FRC-SBER-3 FRC-SWER-3	\$ 69.39	\$ 14.50	\$ 11.96	4	\$ 6.99
6" x 4"	FRC-CR-6-4	123.50	FRC-LRER-6 FRC-LBER-6 FRC-LWER-6	40.83	FRC-SRER-4 FRC-SBER-4 FRC-SWER-4	93.82	15.18	14.50	5	6.99

## FORD IRON FLANGED COUPLING ADAPTERS STYLE FFCA FOR HDPE PIPE



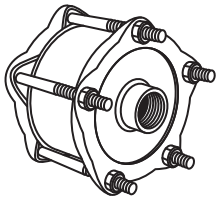
NOM. PIPE SIZE	PIPE O.D. RANGE	END RING COLOR CODE	CATALOG NUMBER	OPTIONAL ANCHOR STUDS	APPROX. WT. LBS.	LIST PRICE
3"	3.45-3.60	Red	<b>FFCA-360</b>	2	18	<b>\$ 172.92</b>
	3.70-3.88	Black	<b>FFCA-388</b>		18	
4"	4.45-4.60	Red	<b>FFCA-460</b>	2	22	<b>213.60</b>
	4.70-4.91	Black	<b>FFCA-491</b>		22	
6"	6.54-6.76	Red	<b>FFCA-676</b>	2	31	<b>273.14</b>
	6.81-7.12	Black	<b>FFCA-712</b>		31	
8"	8.50-8.75	Red	<b>FFCA-875</b>	4	42	<b>374.85</b>
	8.76-9.17	Black	<b>FFCA-917</b>		42	
10"	10.69-10.85	Red	<b>FFCA-1085</b>	4	55	<b>679.30</b>
	11.04-11.40	Black	<b>FFCA-1140</b>		55	
12"	12.72-12.84	Red	<b>FFCA-1284</b>	4	63	<b>753.04</b>
	13.14-13.56	Black	<b>FFCA-1356</b>		63	

Larger, fabricated steel flanged coupling adapters are available. Contact factory for additional information.

**Note:** Optional anchor studs are available at \$41.95 for each stud. For two studs add "-AS2" to the catalog number; for four studs add "-AS4" to the catalog number. This coupling is furnished with tee-head bolts and a built-in O-ring gasket.

End rings and gaskets for FFCA's are not interchangeable with the balance of the Ford coupling system.

## FORD END CAP COUPLINGS STYLE FEC FOR HDPE PIPE

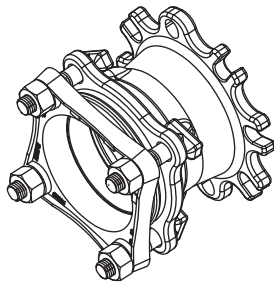


NOM. PIPE SIZE	PIPE O.D. RANGE	CATALOG NUMBER	APPROX. WT. LBS.	LIST PRICE	END CAP ONLY (INCLUDES GASKET)		LIST PRICE
					FC1 COUPLING	FC2A COUPLING	
4"	4.50	<b>FEC-450</b>	21	<b>\$ 211.13</b>	<b>FEC1-4</b>	<b>FEC2-4</b>	<b>\$ 121.86</b>
	4.80-5.14	<b>FEC-514</b>					
	5.15-5.57	<b>FEC-557</b>					
6"	6.63	<b>FEC-663</b>	31	<b>268.01</b>	<b>FEC1-6</b>	<b>FEC2-6</b>	<b>137.16</b>
	6.90-7.20	<b>FEC-720</b>					
8"	8.63	<b>FEC-863</b>	41	<b>324.06</b>	<b>FEC1-8</b>	<b>FEC2-8</b>	<b>155.37</b>
	9.05-9.40	<b>FEC-940</b>					
10"	11.10-11.40	<b>FEC-1140</b>	55	<b>461.27</b>	<b>FEC1-10</b>	<b>FEC2-10</b>	<b>201.47</b>
12"	13.20-13.50	<b>FEC-1350</b>	66	<b>554.62</b>	<b>FEC1-12</b>	<b>FEC2-12</b>	<b>230.37</b>

**Caution:** Customer is advised to provide proper thrust resistance to prevent movement on pipe.

**Note:** 2" male iron pipe plugs are not included. Additional end caps which are not listed above are available upon request. Please specify coupling catalog number on which the end cap will be installed.

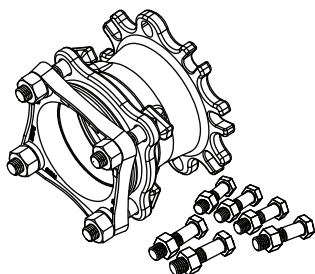
**SERIES MJFA FLANGE ADAPTER FOR HDPE PIPE**



NOM. PIPE SIZE	PIPE O.D. RANGE	CATALOG NUMBER	T-BOLTS / NUTS		APPROX. WT. LBS.	LIST PRICE
			QTY.	SIZE		
4"	4.21-4.80	<b>MJFA-4-I</b>	4	3/4" x 4"	18	<b>\$ 124.60</b>
6"	6.27-6.90	<b>MJFA-6-I</b>	6	3/4" x 4"	35	<b>184.36</b>
8"	8.40-9.05	<b>MJFA-8-I</b>	6	3/4" x 4-1/2"	41	<b>274.69</b>
10"	10.50-11.10	<b>MJFA-10-I</b>	8	3/4" x 4-1/2"	56	<b>396.26</b>
12"	12.50-13.20	<b>MJFA-12-I</b>	8	3/4" x 4-1/2"	75	<b>497.79</b>

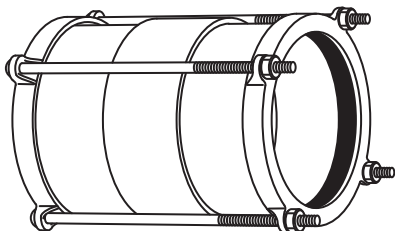
**HDPE**

**SERIES MJFA FLANGE ADAPTER WITH FLANGE BOLTS FOR HDPE PIPE**



NOM. PIPE SIZE	PIPE O.D. RANGE	CATALOG NUMBER	T-BOLTS / NUTS		FLANGE BOLTS / NUTS		APPROX. WT. LBS.	LIST PRICE
			QTY.	SIZE	QTY.	SIZE		
4"	4.21-4.80	<b>MJFA-4A-I</b>	4	3/4" x 4"	8	5/8" x 2-1/2"	21	<b>\$ 135.75</b>
6"	6.27-6.90	<b>MJFA-6A-I</b>	6	3/4" x 4"	8	3/4" x 2-3/4"	41	<b>209.35</b>
8"	8.40-9.05	<b>MJFA-8A-I</b>	6	3/4" x 4-1/2"	8	3/4" x 2-3/4"	47	<b>297.79</b>
10"	10.50-11.10	<b>MJFA-10A-I</b>	8	3/4" x 4-1/2"	12	7/8" x 3"	68	<b>436.42</b>
12"	12.50-13.20	<b>MJFA-12A-I</b>	8	3/4" x 4-1/2"	12	7/8" x 3-1/2"	88	<b>539.23</b>

**FORD CUT-IN COUPLINGS  
STYLE FRR (15" long) FOR HDPE PIPE**



NOM. PIPE SIZE	PIPE O.D. RANGE	CATALOG NUMBER	APPROX. WT. LBS.	LIST PRICE
4"	4.80-5.14	<b>FRR-514</b>	38	<b>\$ 382.56</b>
	5.15-5.57	<b>FRR-557</b>	38	<b>382.56</b>
6"	6.90-7.20	<b>FRR-720</b>	61	<b>484.93</b>
8"	9.05-9.40	<b>FRR-940</b>	82	<b>561.25</b>
10"	11.10-11.40	<b>FRR-1140</b>	105	<b>810.67</b>
12"	13.20-13.50	<b>FRR-1350</b>	135	<b>1056.39</b>
14"	13.69-14.04	<b>FRR-1404</b>	135	<b>1072.75</b>

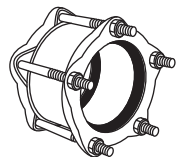
# FORD STEEL TRANSITION COUPLING FOR HDPE PIPE (4" through 24")

**STYLE FC23 - FABRICATED STEEL CENTER SLEEVE WITH DUCTILE IRON END RINGS**

**How to order FC23 couplings:** Locate the gasket range that accommodates your pipe O.D. for both coupling ends. Select the desired center sleeve length and use the corresponding catalog number.

\* For stainless steel bolts and epoxy coating options, substitute the "X" or "Y" code for the standard catalog number "R" code.  
Example: FC23-400-450-05Y has epoxy coating and stainless steel bolts.

**HDPE**

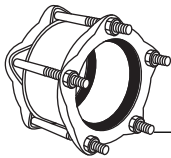


NOM. PIPE SIZE	1ST END GASKET RANGE	2ND END GASKET RANGE	LENGTH OF CTR. SLEEVE	STANDARD CATALOG NUMBER	NO. OF BOLTS	APPRX. WT. LBS.	LIST PRICE			
							STD. CPLG.	*OPTIONAL FEATURE CODES		
								STAINLESS STEEL BOLTS X	EPOXY COAT AND S.S. BOLTS Y	
4" & 5"	4.00	4.50	5	FC23-400-450-05R	3	17	\$ 153.39	\$ 194.37	\$ 244.07	
	4.00	4.50	7	FC23-400-450-07R	3	22	181.38	238.95	303.27	
	4.00	4.50	10	FC23-400-450-10R	3	28	217.36	281.92	363.79	
	4.00	4.80-5.14	5	FC23-400-514-05R	3	17	153.39	194.37	244.07	
	4.00	4.80-5.14	7	FC23-400-514-07R	3	22	181.38	238.95	303.27	
	4.00	4.80-5.14	10	FC23-400-514-10R	3	28	217.36	281.92	363.79	
	4.00	5.15-5.57	5	FC23-400-557-05R	3	17	153.39	194.37	244.07	
	4.00	5.15-5.57	7	FC23-400-557-07R	3	22	181.38	238.95	303.27	
	4.00	5.15-5.57	10	FC23-400-557-10R	3	28	217.36	281.92	363.79	
	4.50	4.50	5	FC23-450-450-05R	3	17	153.39	194.37	244.07	
	4.50	4.50	7	FC23-450-450-07R	3	22	181.38	238.95	303.27	
	4.50	4.50	10	FC23-450-450-10R	3	28	217.36	281.92	363.79	
	4.50	4.80-5.14	5	FC23-450-514-05R	3	17	153.39	194.37	244.07	
	4.50	4.80-5.14	7	FC23-450-514-07R	3	22	181.38	238.95	303.27	
	4.50	4.80-5.14	10	FC23-450-514-10R	3	28	217.36	281.92	363.79	
	4.50	5.15-5.57	5	FC23-450-557-05R	3	17	153.39	194.37	244.07	
	4.50	5.15-5.57	7	FC23-450-557-07R	3	22	181.38	238.95	303.27	
	4.50	5.15-5.57	10	FC23-450-557-10R	3	28	217.36	281.92	363.79	
	6"	4.80-5.14	4.80-5.14	5	FC23-514-514-05R	3	17	153.39	194.37	244.07
		4.80-5.14	4.80-5.14	7	FC23-514-514-07R	3	22	181.38	238.95	303.27
4.80-5.14		4.80-5.14	10	FC23-514-514-10R	3	28	217.36	281.92	363.79	
4.80-5.14		5.15-5.57	5	FC23-514-557-05R	3	17	153.39	194.37	244.07	
4.80-5.14		5.15-5.57	7	FC23-514-557-07R	3	22	181.38	238.95	303.27	
4.80-5.14		5.15-5.57	10	FC23-514-557-10R	3	28	217.36	281.92	363.79	
5.15-5.57		5.15-5.57	5	FC23-557-557-05R	3	17	153.39	194.37	244.07	
5.15-5.57		5.15-5.57	7	FC23-557-557-07R	3	22	181.38	238.95	303.27	
5.15-5.57		5.15-5.57	10	FC23-557-557-10R	3	28	217.36	281.92	363.79	
6.00		6.63	5	FC23-600-663-05R	4	19	217.78	272.45	328.02	
6.00		6.63	7	FC23-600-663-07R	4	24	259.28	336.02	406.19	
6.00		6.63	10	FC23-600-663-10R	4	29	318.72	404.81	489.61	
6.00		6.90-7.20	5	FC23-600-720-05R	4	19	217.78	272.45	328.02	
6.00		6.90-7.20	7	FC23-600-720-07R	4	24	259.28	336.02	406.19	
6.00		6.90-7.20	10	FC23-600-720-10R	4	29	318.72	404.81	489.61	
6.63		6.63	5	FC23-663-663-05R	4	19	217.78	272.45	328.02	
6.63		6.63	7	FC23-663-663-07R	4	24	259.28	336.02	406.19	
6.63		6.63	10	FC23-663-663-10R	4	29	318.72	404.81	489.61	
6.63		6.90-7.20	5	FC23-663-720-05R	4	19	217.78	272.45	328.02	
6.63		6.90-7.20	7	FC23-663-720-07R	4	24	259.28	336.02	406.19	
6.63	6.90-7.20	10	FC23-663-720-10R	4	29	318.72	404.81	489.61		
6.63	7.21-7.56	5	FC23-663-756-05R	4	19	217.78	272.45	328.02		
6.63	7.21-7.56	7	FC23-663-756-07R	4	24	259.28	336.02	406.19		
6.63	7.21-7.56	10	FC23-663-756-10R	4	29	318.72	404.81	489.61		
6.90-7.20	6.90-7.20	5	FC23-720-720-05R	4	19	217.78	272.45	328.02		
6.90-7.20	6.90-7.20	7	FC23-720-720-07R	4	24	259.28	336.02	406.19		
6.90-7.20	6.90-7.20	10	FC23-720-720-10R	4	29	318.72	404.81	489.61		
6.90-7.20	7.21-7.56	5	FC23-720-756-05R	4	19	217.78	272.45	328.02		
6.90-7.20	7.21-7.56	7	FC23-720-756-07R	4	24	259.28	336.02	446.32		
6.90-7.20	7.21-7.56	10	FC23-720-756-10R	4	29	318.72	404.81	489.61		

# FORD STEEL TRANSITION COUPLING FOR HDPE PIPE (4" through 24") CONTINUED

STYLE FC23 - FABRICATED STEEL CENTER SLEEVE WITH DUCTILE IRON END RINGS

NOM. PIPE SIZE	1ST END GSKT. RNGE.	2ND END GSKT. RNGE.	LENGTH OF CTR. SLEEVE	STANDARD CATALOG NUMBER	No. OF BOLTS	APPRX. WT. LBS.	LIST PRICE		
							STD. CPLG.	*OPTIONAL FEATURE CODES	
								STAINLESS STEEL BOLTS X	EPOXY COAT AND S.S. BOLTS Y
8"	8.00	8.63	5	FC23-800-863-05R	5	26	\$ 225.22	\$ 293.53	\$ 369.60
	8.00	8.63	7	FC23-800-863-07R	5	32	257.82	353.76	447.33
	8.00	8.63	10	FC23-800-863-10R	5	39	287.07	394.70	508.73
	8.00	9.05-9.40	5	FC23-800-940-05R	5	26	225.22	293.53	369.60
	8.00	9.05-9.40	7	FC23-800-940-07R	5	32	257.82	353.76	447.33
	8.00	9.05-9.40	10	FC23-800-940-10R	5	39	287.07	394.70	508.73
	8.63	8.63	5	FC23-863-863-05R	5	26	225.22	293.53	369.60
	8.63	8.63	7	FC23-863-863-07R	5	32	257.82	353.76	447.33
	8.63	8.63	10	FC23-863-863-10R	5	39	287.07	394.70	508.73
	8.63	9.05-9.40	5	FC23-863-940-05R	5	26	225.22	293.53	369.60
	8.63	9.05-9.40	7	FC23-863-940-07R	5	32	257.82	353.76	447.33
	8.63	9.05-9.40	10	FC23-863-940-10R	5	39	287.07	394.70	508.73
	8.63	9.40-9.74	5	FC23-863-974-05R	5	26	225.22	293.53	369.60
	8.63	9.40-9.74	7	FC23-863-974-07R	5	32	257.82	353.76	447.33
	8.63	9.40-9.74	10	FC23-863-974-10R	5	39	287.07	394.70	508.73
	9.05-9.40	9.05-9.40	5	FC23-940-940-05R	5	26	225.22	293.53	369.60
	9.05-9.40	9.05-9.40	7	FC23-940-940-07R	5	32	257.82	353.76	447.33
	9.05-9.40	9.05-9.40	10	FC23-940-940-10R	5	39	287.07	394.70	508.73
	9.05-9.40	9.40-9.74	5	FC23-940-974-05R	5	26	225.22	293.53	369.60
	9.05-9.40	9.40-9.74	7	FC23-940-974-07R	5	32	257.82	353.76	447.33
9.05-9.40	9.40-9.74	10	FC23-940-974-10R	5	39	287.07	394.70	508.73	
10"	10.75	10.75	5	FC23-1075-1075-05R	6	33	259.52	341.52	438.00
	10.75	10.75	7	FC23-1075-1075-07R	6	40	298.65	413.81	530.77
	10.75	10.75	10	FC23-1075-1075-10R	6	49	333.32	462.43	605.71
	10.75	11.10-11.40	5	FC23-1075-1140-05R	6	33	259.52	341.52	438.00
	10.75	11.10-11.40	7	FC23-1075-1140-07R	6	40	298.65	413.81	530.77
	10.75	11.10-11.40	10	FC23-1075-1140-10R	6	49	333.32	462.43	605.71
	10.75	11.42-11.77	5	FC23-1075-1177-05R	6	33	259.52	341.52	438.00
	10.75	11.42-11.77	7	FC23-1075-1177-07R	6	40	298.65	413.81	530.77
	10.75	11.42-11.77	10	FC23-1075-1177-10R	6	49	333.32	462.43	605.71
	10.75	11.77-12.12	5	FC23-1075-1212-05R	6	33	259.52	341.52	438.00
	10.75	11.77-12.12	7	FC23-1075-1212-07R	6	40	298.65	413.81	530.77
	10.75	11.77-12.12	10	FC23-1075-1212-10R	6	49	333.32	462.43	605.71
	11.10-11.40	11.10-11.40	5	FC23-1140-1140-05R	6	33	259.52	341.52	438.00
	11.10-11.40	11.10-11.40	7	FC23-1140-1140-07R	6	40	298.65	413.81	530.77
	11.10-11.40	11.10-11.40	10	FC23-1140-1140-10R	6	49	333.32	462.43	605.71
	11.10-11.40	11.42-11.77	5	FC23-1140-1177-05R	6	33	259.52	341.52	438.00
	11.10-11.40	11.42-11.77	7	FC23-1140-1177-07R	6	40	298.65	413.81	530.77
	11.10-11.40	11.42-11.77	10	FC23-1140-1177-10R	6	49	333.32	462.43	605.71
	11.10-11.40	11.77-12.12	5	FC23-1140-1212-05R	6	33	259.52	341.52	438.00
	11.10-11.40	11.77-12.12	7	FC23-1140-1212-07R	6	40	298.65	413.81	530.77
11.10-11.40	11.77-12.12	10	FC23-1140-1212-10R	6	49	333.32	462.43	605.71	



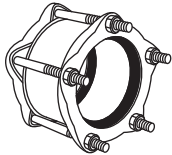
HDPE

Additional sizes on following page.

## FORD STEEL TRANSITION COUPLING FOR HDPE PIPE (4" through 24") CONTINUED

STYLE FC23 - FABRICATED STEEL CENTER SLEEVE WITH DUCTILE IRON END RINGS

**HDPE**



NOM. PIPE SIZE	1ST END GSKT. RNGE.	2ND END GSKT. RNGE.	LENGTH OF CTR. SLEEVE	STANDARD CATALOG NUMBER	NO OF BOLTS	APPROX. WT. LBS.	LIST PRICE		
							STD. CPLG.	*OPTIONAL FEATURE CODES	
								STAINLESS STEEL BOLTS	EPOXY COAT AND S.S. BOLTS
							X	Y	
12"	12.75	12.75	5	FC23-1275-1275-05R	7	42	\$ 285.35	\$ 380.99	\$ 502.57
	12.75	12.75	7	FC23-1275-1275-07R	7	51	332.88	467.19	617.57
	12.75	12.75	10	FC23-1275-1275-10R	7	61	372.45	523.05	701.44
	12.75	13.20-13.50	5	FC23-1275-1350-05R	7	41	285.35	380.99	502.57
	12.75	13.20-13.50	7	FC23-1275-1350-07R	7	49	332.88	467.19	617.57
	12.75	13.20-13.50	10	FC23-1275-1350-10R	7	59	372.45	523.05	701.44
	12.75	13.69-14.04	5	FC23-1275-1404-05R	7	42	285.35	380.99	502.57
	12.75	13.69-14.04	7	FC23-1275-1404-07R	7	51	332.88	467.19	617.57
	12.75	13.69-14.04	10	FC23-1275-1404-10R	7	61	372.45	523.05	701.44
	12.75	14.03-14.38	5	FC23-1275-1438-05R	7	42	285.35	380.99	502.57
	12.75	14.03-14.38	7	FC23-1275-1438-07R	7	51	332.88	467.19	617.57
	12.75	14.03-14.38	10	FC23-1275-1438-10R	7	61	372.45	523.05	701.44
	13.20-13.50	13.20-13.50	5	FC23-1350-1350-05R	7	42	285.35	380.99	502.57
	13.20-13.50	13.20-13.50	7	FC23-1350-1350-07R	7	51	332.88	467.19	617.57
	13.20-13.50	13.20-13.50	10	FC23-1350-1350-10R	7	61	372.45	523.05	701.44
	13.20-13.50	13.69-14.04	5	FC23-1350-1404-05R	7	42	285.35	380.99	502.57
	13.20-13.50	13.69-14.04	7	FC23-1350-1404-07R	7	51	332.88	467.19	617.57
	13.20-13.50	13.69-14.04	10	FC23-1350-1404-10R	7	61	372.45	523.05	701.44
	13.20-13.50	14.03-14.38	5	FC23-1350-1438-05R	7	42	285.35	380.99	502.57
	13.20-13.50	14.03-14.38	7	FC23-1350-1438-07R	7	51	332.88	467.19	617.57
13.20-13.50	14.03-14.38	10	FC23-1350-1438-10R	7	61	372.45	523.05	701.44	
13.69-14.04	13.69-14.04	5	FC23-1404-1404-05R	7	42	285.35	380.99	502.57	
13.69-14.04	13.69-14.04	7	FC23-1404-1404-07R	7	51	332.88	467.19	617.57	
13.69-14.04	13.69-14.04	10	FC23-1404-1404-10R	7	61	372.45	523.05	701.44	
13.69-14.04	14.03-14.38	5	FC23-1404-1438-05R	7	42	285.35	380.99	502.57	
13.69-14.04	14.03-14.38	7	FC23-1404-1438-07R	7	51	332.88	467.19	617.57	
13.69-14.04	14.03-14.38	10	FC23-1404-1438-10R	7	61	372.45	523.05	701.44	
14" & 16"	15.30-15.70	15.30-15.70	5	FC23-1570-1570-05R	9	66	644.18	767.12	945.42
	15.30-15.70	15.30-15.70	7	FC23-1570-1570-07R	9	71	697.84	870.53	1069.76
	15.30-15.70	15.30-15.70	10	FC23-1570-1570-10R	9	85	752.09	940.71	1180.18
	15.30-15.70	16.00-16.35	5	FC23-1570-1635-05R	9	58	644.18	767.12	945.42
	15.30-15.70	16.00-16.35	7	FC23-1570-1635-07R	9	68	697.84	870.53	1069.76
	15.30-15.70	16.00-16.35	10	FC23-1570-1635-10R	9	82	752.09	940.71	1180.18
	15.30-15.70	16.40-16.88	5	FC23-1570-1688-05R	9	59	644.18	767.12	945.42
	15.30-15.70	16.40-16.88	7	FC23-1570-1688-07R	9	70	697.84	870.53	1069.76
	15.30-15.70	16.40-16.88	10	FC23-1570-1688-10R	9	83	752.09	940.71	1180.18
	16.00-16.35	16.00-16.35	5	FC23-1635-1635-05R	9	55	644.18	767.12	945.42
	16.00-16.35	16.00-16.35	7	FC23-1635-1635-07R	9	66	697.84	870.53	1069.76
	16.00-16.35	16.00-16.35	10	FC23-1635-1635-10R	9	80	752.09	940.71	1180.18
	16.00-16.35	16.40-16.88	5	FC23-1635-1688-05R	9	56	644.18	767.12	945.42
	16.00-16.35	16.40-16.88	7	FC23-1635-1688-07R	9	67	697.84	870.53	1069.76
16.00-16.35	16.40-16.88	10	FC23-1635-1688-10R	9	80	752.09	940.71	1180.18	
16" & 18"	17.40-17.80	17.40-17.80	5	FC23-1780-1780-05R	10	76	836.15	972.75	1184.70
	17.40-17.80	17.40-17.80	7	FC23-1780-1780-07R	10	88	895.76	1087.66	1335.74
	17.40-17.80	17.40-17.80	10	FC23-1780-1780-10R	10	102	947.74	1157.31	1445.64
	17.40-17.80	18.45-18.97	5	FC23-1780-1897-05R	10	71	836.15	972.75	1184.70
	17.40-17.80	18.45-18.97	7	FC23-1780-1897-07R	10	83	895.76	1087.66	1335.74
	17.40-17.80	18.45-18.97	10	FC23-1780-1897-10R	10	98	947.74	1157.31	1445.64
	17.40-17.80	18.90-19.20	5	FC23-1780-1920-05R	10	73	836.15	972.75	1184.70
	17.40-17.80	18.90-19.20	7	FC23-1780-1920-07R	10	85	895.76	1087.58	1335.74
	17.40-17.80	18.90-19.20	10	FC23-1780-1920-10R	10	99	947.74	1157.31	1445.64
	19.50-20.00	19.50-20.00	7	FC23-2000-2000-07R	11	88	943.78	1154.88	1407.87
19.50-20.00	19.50-20.00	10	FC23-2000-2000-10R	11	103	998.20	1234.83	1530.96	
20"	21.60-22.06	21.60-22.06	7	FC23-2206-2206-07R	12	99	1036.39	1266.68	1551.29
	21.60-22.06	21.60-22.06	10	FC23-2206-2206-10R	12	119	1095.66	1353.80	1695.95
24"	25.80-26.32	25.80-26.32	7	FC23-2632-2632-07R	14	168	1410.77	1679.40	2162.39
	25.80-26.32	25.80-26.32	10	FC23-2632-2632-10R	14	185	1492.73	1793.91	2325.76

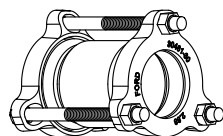
See FC4, FC5, and FC6 for larger couplings.

# FORD STANDARD STEEL COUPLINGS FOR HDPE PIPE

## STYLE FC3 - (1/2" through 12")

How to order FC3 couplings: Use catalog numbers listed below.

NOM. PIPE SIZE	PIPE O.D.	SLEEVE THICKNESS AND LENGTH	CATALOG NUMBER	NUMBER OF BOLTS	BOLT DIA. AND LENGTH	APPROX. WT. LBS.	LIST PRICE
1/2"	.84	.120 x 5	FC3-084-5	2	1/2 x 7	2.0	\$ 42.69
		.120 x 7	FC3-084-7	2	1/2 x 9	2.0	49.47
3/4"	1.05	.120 x 5	FC3-105-5	2	1/2 x 7	2.0	46.62
		.120 x 7	FC3-105-7	2	1/2 x 9	2.5	49.19
		.120 x 12	FC3-105-12	2	1/2 x 14	3.0	86.15
1"	1.32	.120 x 5	FC3-132-5	2	1/2 x 7	2.5	50.79
		.120 x 7	FC3-132-7	2	1/2 x 9	3.0	61.96
		.120 x 12	FC3-132-12	2	1/2 x 14	3.5	85.47
1-1/4"	1.66	.134 x 5	FC3-166-5	2	1/2 x 7	3.5	51.08
		.134 x 7	FC3-166-7	2	1/2 x 9	4.0	65.91
		.134 x 12	FC3-166-12	2	1/2 x 14	5.0	96.30
1-1/2"	1.90	.134 x 5	FC3-190-5	2	1/2 x 7	4.0	59.25
		.134 x 7	FC3-190-7	2	1/2 x 9	5.0	65.91
		.134 x 12	FC3-190-12	2	1/2 x 14	7.0	102.50
2"	2.38	.156 x 5	FC3-238-5	2	5/8 x 8	7.0	76.92
		.156 x 5	* FC3-238-5-H	3	5/8 x 8	10.0	81.48
		.156 x 7	FC3-238-7	2	5/8 x 11	10.0	87.46
		.156 x 7	* FC3-238-7-H	3	5/8 x 11	12.0	94.53
		.156 x 12	FC3-238-12	2	5/8 x 15	12.5	119.77
2-1/2"	2.88	.156 x 12	* FC3-238-12-H	3	5/8 x 15	13.5	127.01
		.156 x 5	FC3-288-5	3	5/8 x 9	10.0	104.80
		.156 x 7	FC3-288-7	3	5/8 x 11	11.0	116.47
		.156 x 12	FC3-288-12	3	5/8 x 15	14.0	163.46
		.156 x 24	FC3-288-24	3	5/8 x 27	24.0	209.80
3"	3.50	.203 x 5	FC3-350-5	4	5/8 x 9	16.0	114.69
		.203 x 7	FC3-350-7	4	5/8 x 11	16.5	125.40
		.203 x 12	FC3-350-12	4	5/8 x 15	26.0	173.86
		.203 x 24	FC3-350-24	4	5/8 x 27	35.0	263.28
4"	4.50	.203 x 5	FC3-450-5	4	5/8 x 9	16.0	134.07
		.203 x 7	FC3-450-7	4	5/8 x 11	17.0	145.43
		.203 x 12	FC3-450-12	4	5/8 x 15	27.0	218.04
		.203 x 16	FC3-450-16	4	5/8 x 19	31.0	288.19
	4.80	.203 x 24	FC3-450-24	4	5/8 x 27	38.0	405.81
		.203 x 5	FC3-480-5	4	5/8 x 9	16.0	159.57
		.203 x 7	FC3-480-7	4	5/8 x 11	17.0	241.53
		.203 x 12	FC3-480-12	4	5/8 x 15	27.0	275.38
6"	6.63	.250 x 5	FC3-663-5	6	5/8 x 9	25.0	200.06
		.250 x 7	FC3-663-7	6	5/8 x 11	31.0	223.15
		.250 x 12	FC3-663-12	6	5/8 x 15	39.0	355.97
		.250 x 16	FC3-663-16	6	5/8 x 19	50.0	427.98
	6.90	.250 x 24	FC3-663-24	6	5/8 x 27	65.0	544.98
.250 x 5		FC3-690-5	6	5/8 x 8	25.0	278.63	
8"	8.63	.250 x 16	FC3-690-16	6	5/8 x 19	50.0	549.20
		.250 x 5	FC3-863-5	6	5/8 x 8	34.0	278.94
		.250 x 7	FC3-863-7	6	5/8 x 11	41.0	306.16
		.250 x 12	FC3-863-12	6	5/8 x 15	51.0	404.65
		.250 x 16	FC3-863-16	6	5/8 x 19	63.0	504.62
10"	10.75	.250 x 24	FC3-863-24	6	5/8 x 27	78.0	794.84
		.250 x 7	FC3-1075-7	8	5/8 x 11	49.0	398.41
12"	12.75	.250 x 5	FC3-1275-5	8	5/8 x 9	47.0	412.84
		.250 x 7	FC3-1275-7	8	5/8 x 11	48.0	433.70
		.250 x 16	FC3-1275-16	8	5/8 x 19	79.0	745.62



HDPE

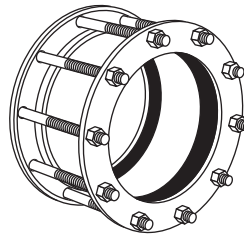
\* Three-bolt style  
See FC23 or FC4 for larger sizes.

# FORD STANDARD STEEL COUPLINGS FOR HDPE PIPE

## STYLE FC4 - (14" through 60")

**Listed are common sizes of FC4 couplings.** If your pipe O.D. is not in the listed ranges, insert the exact O.D. into the code system to create your own catalog number. If you are ordering a special pipe O.D. or an unlisted option, contact Ford Customer Service for pricing.

\* For stainless steel bolts and epoxy coating options, substitute the "X" or "Y" code for the standard catalog number "R" code.



Example: FC4-1400-A05Y has epoxy coating and stainless steel bolts.

HDPE

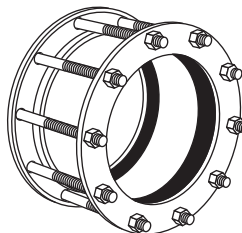
NOM. PIPE SIZE	PIPE O.D.	SLEEVE THICKNESS AND LENGTH	STANDARD CATALOG NUMBER	RATED WORKING PRESSURE	NUMBER OF BOLTS	APPROX. WT. LBS.	LIST PRICE		
							STANDARD COUPLING	*OPTIONAL FEATURE CODES	
								STAINLESS STEEL BOLTS X	EPOXY COAT AND S.S. BOLTS Y
14"	14.00	1/4" x 5"	FC4-1400-A05R	472	9	55	\$ 478.21	\$ 528.84	\$ 689.66
	14.00	1/4" x 7"	FC4-1400-A07R	472	9	75	500.37	609.64	828.94
	14.00	1/4" x 10"	FC4-1400-A10R	472	9	85	680.15	873.83	1122.37
	15.30	1/4" x 5"	FC4-1530-A05R	434	9	60	491.95	606.46	781.90
	15.30	1/4" x 7"	FC4-1530-A07R	434	9	80	533.75	706.49	940.43
	15.30	3/8" x 7"	FC4-1530-B07R	592	9	92	608.08	790.93	1059.92
	15.30	1/4" x 10"	FC4-1530-A10R	434	9	91	720.28	913.96	1175.13
	15.30	3/8" x 10"	FC4-1530-B10R	592	9	109	754.51	948.18	1266.89
16"	16.00	1/4" x 5"	FC4-1600-A05R	416	10	62	505.60	632.82	814.13
	16.00	1/4" x 7"	FC4-1600-A07R	416	10	83	533.75	725.68	968.39
	16.00	1/4" x 10"	FC4-1600-A10R	416	10	96	745.93	927.42	1208.13
	17.40	1/4" x 5"	FC4-1740-A05R	385	10	68	512.77	639.96	838.78
	17.40	1/4" x 7"	FC4-1740-A07R	385	10	89	556.31	748.22	1008.48
	17.40	3/8" x 7"	FC4-1740-B07R	567	10	103	673.42	865.36	1166.53
	17.40	1/4" x 10"	FC4-1740-A10R	385	10	102	770.10	985.27	1283.52
	17.40	3/8" x 10"	FC4-1740-B10R	567	10	122	842.32	1057.50	1414.23
18"	18.00	1/4" x 5"	FC4-1800-A05R	373	11	70	536.08	656.06	857.36
	18.00	1/4" x 7"	FC4-1800-A07R	373	11	94	556.31	748.22	1023.09
	18.00	1/4" x 10"	FC4-1800-A10R	373	11	107	794.60	1031.27	1211.58
	19.50	1/4" x 5"	FC4-1950-A05R	345	11	75	624.78	764.74	984.04
	19.50	1/4" x 7"	FC4-1950-A07R	345	11	99	677.87	889.00	1178.49
	19.50	3/8" x 7"	FC4-1950-B07R	512	11	115	740.94	952.06	1288.31
	19.50	1/4" x 10"	FC4-1950-A10R	345	11	114	832.63	1069.32	1402.68
	19.50	3/8" x 10"	FC4-1950-B10R	512	11	136	925.61	1162.32	1559.98
20"	20.00	1/4" x 7"	FC4-2000-A07R	337	12	101	686.02	908.19	1203.52
	20.00	1/4" x 10"	FC4-2000-A10R	337	12	116	857.13	1115.35	1454.54
	21.60	1/4" x 7"	FC4-2160-A07R	313	12	107	727.49	957.77	1270.65
	21.60	3/8" x 7"	FC4-2160-B07R	463	12	125	997.71	1228.05	1593.52
	21.60	1/4" x 10"	FC4-2160-A10R	313	12	124	877.89	1136.10	1498.66
	21.60	3/8" x 10"	FC4-2160-B10R	463	12	148	1247.68	1505.90	1938.66
24"	24.00	1/4" x 7"	FC4-2400-A07R	283	14	119	846.86	1115.54	1463.52
	24.00	1/4" x 10"	FC4-2400-A10R	283	14	137	955.67	1256.91	1657.52
	25.80	1/4" x 7"	FC4-2580-A07R	264	14	127	883.13	1151.83	1523.18
	25.80	3/8" x 7"	FC4-2580-B07R	392	14	148	1155.37	1424.06	1856.82
	25.80	1/4" x 10"	FC4-2580-A10R	264	14	146	976.58	1277.82	1704.73
	25.80	3/8" x 10"	FC4-2580-B10R	392	14	161	1445.90	1747.14	2216.25

**Note:** For smaller sized couplings see FC23 couplings listed on pages 20 through 22 and FC3 couplings listed on page 23.



## FORD STANDARD STEEL COUPLINGS FOR HDPE PIPE

### STYLE FC4 - (14" through 60") CONTINUED



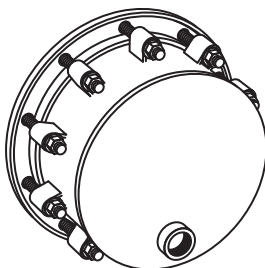
NOM. PIPE SIZE	PIPE O.D.	SLEEVE THICKNESS AND LENGTH	STANDARD CATALOG NUMBER	RATED WORKING PRESSURE	NUMBER OF BOLTS	APPROX. WT. LBS.	LIST PRICE		
							STANDARD COUPLING	*OPTIONAL FEATURE CODES	
								STAINLESS STEEL BOLTS X	EPOXY COAT AND S.S. BOLTS Y
30"	30.00	1/4" x 7"	FC4-3000-A07R	246	16	135	\$ 989.23	\$ 1296.31	\$ 1691.05
	30.00	3/8" x 7"	FC4-3000-B07R	361	16	159	1161.60	1468.69	1933.61
	30.00	1/4" x 10"	FC4-3000-A10R	246	16	157	1104.47	1448.76	1907.84
	30.00	3/8" x 10"	FC4-3000-B10R	361	16	189	1450.09	1794.38	2347.00
	32.00	1/4" x 7"	FC4-3200-A07R	230	16	143	1023.25	1330.32	1748.46
	32.00	3/8" x 7"	FC4-3200-B07R	343	16	166	1163.71	1470.78	1956.17
	32.00	1/4" x 10"	FC4-3200-A10R	230	16	166	1142.61	1486.89	1972.29
36"	32.00	3/8" x 10"	FC4-3200-B10R	343	16	201	1452.15	1796.42	2384.14
	36.00	1/4" x 7"	FC4-3600-A07R	205	18	158	1104.07	1449.51	1911.54
	36.00	3/8" x 7"	FC4-3600-B07R	306	18	190	1218.82	1564.26	2119.85
	36.00	1/4" x 10"	FC4-3600-A10R	205	18	186	1234.72	1622.03	2165.93
	36.00	3/8" x 10"	FC4-3600-B10R	306	18	229	1456.34	1843.64	2513.24
	38.30	1/4" x 7"	FC4-3830-A07R	193	18	166	1138.37	1483.86	1969.24
	38.30	3/8" x 7"	FC4-3830-B07R	289	18	226	1259.47	1604.93	2265.76
42"	38.30	1/4" x 10"	FC4-3830-A10R	193	18	196	1275.66	1662.97	2236.09
	38.30	3/8" x 10"	FC4-3830-B10R	289	18	267	1458.42	1845.72	2626.44
	42.00	3/8" x 7"	FC4-4200-B07R	263	20	257	1595.47	1979.29	2730.80
	42.00	3/8" x 10"	FC4-4200-B10R	263	20	302	1810.94	2241.28	3124.35
48"	44.50	3/8" x 7"	FC4-4450-B07R	250	20	271	1796.91	2031.03	2823.44
	44.50	3/8" x 10"	FC4-4450-B10R	250	20	318	1871.22	2301.54	3754.22
	48.00	3/8" x 7"	FC4-4800-B07R	231	22	294	1764.10	2186.35	3046.01
54"	48.00	3/8" x 10"	FC4-4800-B10R	231	22	345	2008.58	2481.97	3490.75
	55.00	3/8" x 7"	FC4-5500-B07R	210	24	339	2599.84	3060.45	4051.70
	55.00	3/8" x 10"	FC4-5500-B10R	210	24	398	2730.92	3247.35	4411.12
	57.80	3/8" x 7"	FC4-5780-B07R	200	24	354	2685.57	3146.21	4255.66
60"	57.80	3/8" x 10"	FC4-5780-B10R	200	24	415	2821.38	3337.83	4080.40
	61.00	3/8" x 7"	FC4-6100-B07R	200	26	378	2868.89	3367.89	4473.18
	61.00	3/8" x 10"	FC4-6100-B10R	200	26	444	3012.36	3571.82	4870.08

**HDPE**

**Note:** For smaller sized couplings see FC23 couplings listed on pages 20 through 22 and FC3 couplings listed on page 23.

# FORD STANDARD STEEL COUPLINGS WITH END CAP FOR HDPE PIPE

STYLE FC4 - WITH TAPPED OR UNTAPPED END CAP



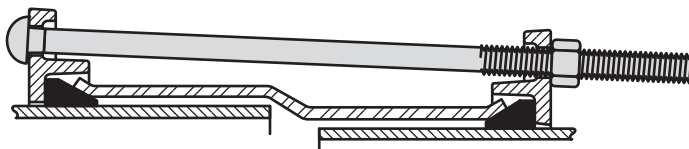
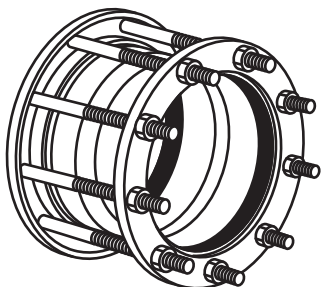
**Listed below are common sizes of FC4 couplings with end cap.** If your pipe O.D. is not in the listed ranges, insert the exact O.D. into the code system to create your own catalog number. If you are ordering a special pipe O.D. or an unlisted option, contact Ford Customer Service for pricing.

**Note:** End caps are optional with any FC4 coupling. To order, add “-TEC” (tapped end cap code) or “-BEC” (untapped end cap code) to the FC4 part number.

NOM. PIPE SIZE	PIPE O.D.	SLEEVE THICKNESS AND LENGTH	STANDARD CATALOG NUMBER	RATED WORKING PRESSURE	NUMBER OF BOLTS	APPROX. WT. LBS.	LIST PRICE
14"	14.00	1/4" x 5"	FC4-1400-A05R-TEC	150	9	26	\$ 829.46
	14.00	1/4" x 7"	FC4-1400-A07R-TEC	150	9	86	868.55
	14.00	3/8" x 7"	FC4-1400-B07R-BEC	150	9	84	810.71
	15.30	1/4" x 7"	FC4-1530-A07R-TEC	150	9	95	864.95
	15.30	3/8" x 7"	FC4-1530-B07R-BEC	150	9	93	845.59
16"	16.00	1/4" x 5"	FC4-1600-A05R-TEC	150	10	108	964.32
	16.00	1/4" x 7"	FC4-1600-A07R-TEC	150	10	114	1007.72
	16.00	3/8" x 7"	FC4-1600-B07R-BEC	150	10	112	981.45
	17.40	1/4" x 7"	FC4-1740-A07R-TEC	150	10	127	1059.84
	17.40	3/8" x 7"	FC4-1740-B07R-BEC	150	10	125	1033.79
18"	18.00	1/4" x 5"	FC4-1800-A05R-TEC	150	11	127	1076.49
	18.00	1/4" x 7"	FC4-1800-A07R-TEC	150	11	134	1168.19
	18.00	3/8" x 7"	FC4-1800-B07R-BEC	150	11	132	1084.76
	19.50	1/4" x 7"	FC4-1950-A07R-TEC	150	11	157	1201.36
	19.50	3/8" x 7"	FC4-1950-B07R-BEC	150	11	155	1164.22
20"	20.00	1/4" x 7"	FC4-2000-A07R-TEC	150	12	173	1277.82
	20.00	3/8" x 7"	FC4-2000-B07R-BEC	150	12	171	1239.94
	21.60	1/4" x 7"	FC4-2160-A07R-TEC	150	12	192	1347.02
	21.60	3/8" x 7"	FC4-2160-B07R-BEC	150	12	190	1310.91
24"	24.00	1/4" x 7"	FC4-2400-A07R-TEC	150	14	252	1592.54
	24.00	3/8" x 7"	FC4-2400-B07R-BEC	150	14	250	1573.60
	25.80	1/4" x 7"	FC4-2580-A07R-TEC	150	14	280	1666.90
	25.80	3/8" x 7"	FC4-2580-B07R-TEC	150	14	278	1670.73

# FORD STEEL TRANSITION COUPLINGS FOR HDPE PIPE

## STYLE FC5 - 1" MAXIMUM TRANSITION (except as listed)



Cross Section Detail of Stepped Sleeve

**Listed below are common sizes of FC5 couplings.** If your pipe O.D. is not in the listed ranges, insert the exact O.D. into the code system to create your own catalog number. If you are ordering a special pipe O.D. or an unlisted option, contact Ford Customer Service for pricing.

\*For stainless steel bolts and epoxy coating options, substitute the "X" or "Y" code for the standard catalog number "R" code.

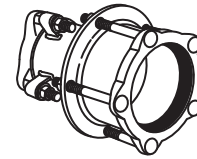
HDPE

NOM. PIPE SIZE	1ST END PIPE O.D.	2ND END PIPE O.D.	CENTER SLEEVE INFO.	STANDARD CATALOG NUMBER	NO. OF BOLTS	RATED WORKING PRESSURE	APPROX. WT. LBS.	LIST PRICE		
								*OPTIONAL FEATURE CODES		
								STD. CPLG.	STAINLESS STEEL BOLTS "X"	EPOXY COAT AND S.S. BOLTS "Y"
14"	14.00	15.30	1/4" x 10"	FC5-1400-1530-A10R	9	200	76	\$ 703.74	\$ 897.38	\$ 1119.64
	15.30	15.65	1/4" x 10"	FC5-1530-1565-A10R	9	416	81	741.13	934.79	1171.65
	15.30	15.98	1/4" x 10"	FC5-1530-1598-A10R	9	416	82	748.80	942.43	1182.23
	15.30	16.22	1/4" x 10"	FC5-1530-1622-A10R	9	410	82	758.54	952.20	1188.49
16"	16.00	17.40	1/4" x 10"	FC5-1600-1740-A10R	10	200	86	762.89	978.05	1229.53
	17.40	17.80	1/4" x 10"	FC5-1740-1780-A10R	10	372	93	789.70	1004.86	1276.81
	17.40	17.94	1/4" x 10"	FC5-1740-1794-A10R	10	372	93	794.04	1009.20	1281.15
	17.40	18.16	1/4" x 10"	FC5-1740-1816-A10R	10	372	93	797.20	1012.37	1284.30
18"	18.00	19.50	1/4" x 10"	FC5-1800-1950-A10R	11	200	95	830.52	1067.19	1344.98
	19.50	19.92	1/4" x 10"	FC5-1950-1992-A10R	11	337	101	837.82	1074.50	1369.82
20"	20.00	21.60	1/4" x 10"	FC5-2000-2160-A10R	12	200	106	869.67	1127.88	1437.84
	21.60	22.06	1/4" x 10"	FC5-2160-2206-A10R	12	313	115	888.95	1147.13	1483.41
	21.60	22.50	1/4" x 10"	FC5-2160-2250-A10R	12	313	115	922.99	1181.21	1517.48
24"	24.00	25.80	1/4" x 10"	FC5-2400-2580-A10R	14	200	125	1041.69	1342.94	1710.13
	25.80	26.32	1/4" x 10"	FC5-2580-2632-A10R	14	250	132	1050.22	1351.45	1737.45
	25.80	26.48	1/4" x 10"	FC5-2580-2648-A10R	14	250	133	1050.22	1351.45	1740.37
30"	30.00	32.00	1/4" x 10"	FC5-3000-3200-A10R	16	200	157	1191.70	1535.99	1995.07
	32.00	32.40	1/4" x 10"	FC5-3200-3240-A10R	16	230	162	1213.98	1558.28	2031.98
	32.00	32.40	3/8" x 10"	FC5-3200-3240-B10R	16	230	198	1454.13	1798.42	2377.36
	32.00	32.74	1/4" x 10"	FC5-3200-3274-A10R	16	230	163	1216.81	1561.10	2037.72
36"	36.00	38.30	1/4" x 10"	FC5-3600-3830-A10R	18	193	188	1412.53	1799.84	2349.56
	38.30	38.70	1/4" x 10"	FC5-3830-3870-A10R	18	193	196	1426.55	1813.86	2386.98
	38.30	38.70	3/8" x 10"	FC5-3830-3870-B10R	18	193	239	1467.36	1854.68	2553.54
	38.30	38.70	3/8" x 15"	FC5-3830-3870-B15R	18	193	311	1703.19	2188.79	3098.15
	38.30	39.16	1/4" x 10"	FC5-3830-3916-A10R	18	193	196	1430.15	1817.45	2390.59
42"	44.50	45.10	3/8" x 10"	FC5-4450-4510-B10R	20	250	320	2903.61	3333.96	4256.17
	44.50	45.10	3/8" x 15"	FC5-4450-4510-B15R	20	250	395	3392.63	3932.15	5087.16
	44.50	45.58	3/8" x 10"	FC5-4450-4558-B10R	20	250	313	2913.65	3344.00	4259.23
48"	50.50	50.80	3/8" x 10"	FC5-5050-5080-B10R	22	220	352	3210.71	3684.09	4713.35

# FORD STEEL REDUCING COUPLINGS FOR HDPE PIPE

## STYLE FC6

**NOTE: The prices below are ONLY for couplings within three (3) nominal pipe sizes.** To figure prices for FC6 couplings, add the price of the large end to the price of the small end. If the ends are not within three (3) nominal pipe sizes, call for special pricing. Listed below are common end ranges for FC6 couplings. If your pipe O.D. is not within the listed ranges, or for coating bolt and gasket material options, contact Ford Customer Service for special pricing.



### LARGE END

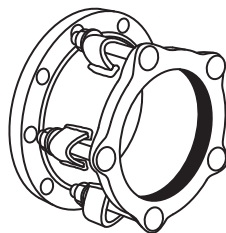
BY

### SMALL END

NOM. PIPE SIZE	LARGE END RANGE	LARGE END CATALOG NUMBER	LENGTH OF LG. END	NUMBER OF BOLTS	LIST PRICE
4"	4.50-4.80	FC6-480	5	3	\$ 254.07
	4.80-5.10	FC6-510	5	3	309.65
	5.15-5.57	FC6-557	5	3	309.65
6"	6.00	FC6-600	5	4	309.65
	6.63-6.90	FC6-690	5	4	309.65
	6.90-7.20	FC6-720	5	4	309.65
	7.21-7.56	FC6-756	5	4	429.93
8"	8.00	FC6-800	5	5	429.93
	8.63-9.05	FC6-905	5	5	484.08
	9.05-9.40	FC6-940	5	5	484.08
	9.40-9.74	FC6-974	5	5	541.20
10"	10.00	FC6-1000	5	6	578.77
	10.75	FC6-1075	5	6	578.77
	11.10-11.46	FC6-1146	5	6	578.77
	11.42-11.77	FC6-1177	5	6	634.34
12"	11.77-12.12	FC6-1212	5	6	634.34
	12.00	FC6-1200	5	7	647.65
	12.75	FC6-1275	5	7	647.65
	13.20-13.56	FC6-1356	5	7	714.05
14"-16"	13.69-14.04	FC6-1404	5	7	714.05
	14.04-14.38	FC6-1438	5	7	714.05
	15.30-15.70	FC6-1570	5	9	811.75
	16.00-16.35	FC6-1635	5	9	811.75
16"-18"	16.40-16.88	FC6-1688	5	9	835.82
	17.40-17.80	FC6-1780	5	10	876.41
	18.25	FC6-1825	5	11	916.98
18"-20"	18.90-19.20	FC6-1920	5	10	916.98
	19.50-20.00	FC6-2000	5	11	944.07
	21.20	FC6-2120	5	12	1003.22
24"	21.60-22.06	FC6-2206	5	12	1022.24
	24.00	FC6-2400	5	14	1065.86
	25.80	FC6-2580	5	14	1160.54
30"	26.32	FC6-2632	5	14	1160.54
	30.00	FC6-3000	5	16	1219.13
	32.00	FC6-3200	5	16	1352.94
36"	32.40	FC6-3240	5	16	1352.94
	36.00	FC6-3600	5	18	1370.49
	38.30	FC6-3830	5	18	1395.62
42"	42.00	FC6-4200	5	20	P.O.A.
	44.50	FC6-4450	5	20	P.O.A.
	48.00	FC6-4800	5	22	P.O.A.
48"	49.00	FC6-4900	5	22	P.O.A.
	50.80	FC6-5080	5	22	P.O.A.
	55.00	FC6-5500	5	24	P.O.A.
54"	56.66	FC6-5666	5	24	P.O.A.
	57.10	FC6-5710	5	24	P.O.A.
	57.56	FC6-5756	5	24	P.O.A.
60"	57.80	FC6-5780	5	24	P.O.A.
	60.00	FC6-6000	5	26	P.O.A.
	61.00	FC6-6100	5	26	P.O.A.
	61.61	FC6-6161	5	26	P.O.A.
	63.40	FC6-6340	5	26	P.O.A.

NOM. PIPE SIZE	SMALL END RANGE	SMALL END CATALOG NUMBER	LENGTH OF SM. END	NUMBER OF BOLTS	LIST PRICE
2"	2.30-2.45	-245-R	7	2	\$ 123.04
	2.34-2.63	-263-R	7	2	132.25
	2.40-2.65	-265-R	7	2	132.25
3"	2.65-2.88	-288-R	7	2	144.20
	3.45-3.60	-360-R	7	3	187.93
	3.70-3.88	-388-R	7	3	187.93
	4.07-4.20	-420-R	7	3	187.93
4"	4.00	-400-R	7	3	187.93
	4.50-4.80	-480-R	7	3	254.07
	4.80-5.10	-510-R	7	3	254.07
	5.15-5.57	-557-R	7	3	309.65
6"	6.00	-600-R	7	4	309.65
	6.63-6.90	-690-R	7	4	377.32
	6.90-7.20	-720-R	7	4	377.32
	7.21-7.56	-756-R	7	4	429.97
8"	8.00	-800-R	7	5	429.97
	8.63-9.05	-905-R	7	5	484.08
	9.05-9.40	-940-R	7	5	484.08
	9.40-9.74	-974-R	7	5	541.20
10"	10.00	-1000-R	5	6	578.77
	10.75	-1075-R	7	6	578.77
	11.10-11.46	-1146-R	7	6	578.77
	11.42-11.77	-1177-R	7	6	634.34
12"	11.77-12.12	-1212-R	7	6	634.34
	12.00	-1200-R	5	7	647.65
	12.75	-1275-R	7	7	647.65
	13.20-13.56	-1356-R	7	7	714.05
14"-16"	13.69-14.04	-1404-R	7	7	714.05
	14.04-14.38	-1438-R	7	7	714.05
	15.30-15.70	-1570-R	7	9	795.26
	16.00-16.35	-1635-R	7	9	795.26
16"-18"	16.40-16.88	-1688-R	7	9	795.26
	17.40-17.80	-1780-R	7	10	876.41
	18.25	-1825-R	7	11	876.41
18"-20"	18.90-19.20	-1920-R	7	10	916.98
	19.50-20.00	-2000-R	7	11	944.07
	21.60-22.06	-2206-R	7	12	1022.24
24"	24.00	-2400-R	7	14	1065.86
	25.80	-2580-R	7	14	1160.54
	26.32	-2632-R	7	14	1160.54
30"	30.00	-3000-R	7	16	1249.19
	32.00	-3200-R	7	16	1352.94
	32.40	-3240-R	7	16	1352.94
36"	36.00	-3600-R	7	18	1370.49
	38.30	-3830-R	7	18	1395.62
	42.00	-4200-R	7	20	P.O.A.
42"	44.50	-4450-R	7	20	P.O.A.
	48.00	-4800-R	7	22	P.O.A.
	49.00	-4900-R	7	22	P.O.A.
48"	50.80	-5080-R	7	22	P.O.A.
	55.00	-5500-R	7	24	P.O.A.
	56.66	-5666-R	7	24	P.O.A.
54"	57.10	-5710-R	7	24	P.O.A.
	57.56	-5756-R	7	24	P.O.A.
	57.80	-5780-R	7	24	P.O.A.
60"	60.00	-6000-R	7	26	P.O.A.
	61.00	-6100-R	7	26	P.O.A.
	61.61	-6161-R	7	26	P.O.A.
	63.40	-6340-R	7	26	P.O.A.

# FORD STEEL FLANGE COUPLING ADAPTERS FOR HDPE PIPE STYLE FCA



**Listed below are common sizes of FCA couplings.** If your pipe O.D. is not in the listed ranges, insert the exact O.D. into the code system to create your own catalog number. If you are ordering a special pipe O.D. or an unlisted option, contact Ford Customer Service for pricing.

\* For stainless steel bolts and epoxy coating options, substitute the "X" or "Y" code for the standard catalog number "R" code. Example: FCA-1400-1530-D4Y has epoxy coating and stainless steel bolts.

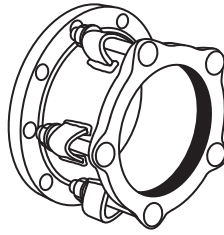
NOM. PIPE SIZE	PIPE O.D.	FLANGE SIZE	RANGE (COUPLING END)	STANDARD CATALOG NUMBER	RATED WORKING PRESSURE	NO. OF END RING BOLTS	APPROX. WT. LBS.	LIST PRICE		
								STD. CPLG.	STAINLESS STEEL BOLTS "X"	EPOXY COAT AND S. BOLTS "Y"
4"	4.50	4	4.50-4.80	FCA-480-D4R	175	3	26	\$ 380.12	\$ 429.83	\$ 505.86
	4.80	4	4.50-4.80	FCA-480-D4R	175	3	26	380.12	429.83	505.86
6"	6.63	4	6.63-6.90	FCA-690-D4R	175	4	35	418.13	486.46	588.81
	6.63	6	6.63-6.90	FCA-690-D6R	175	4	35	490.64	556.92	659.25
	6.90	4	6.63-6.90	FCA-690-D4R	175	4	35	418.13	486.46	588.81
	6.90	6	6.63-6.90	FCA-690-D6R	175	4	35	490.64	556.92	659.25
	6.90	8	6.63-6.90	FCA-690-D8R	175	4	35	418.13	486.46	588.81
8"	8.63	4	8.63-9.05	FCA-905-D4R	175	5	45	459.95	528.28	659.86
	8.63	6	8.63-9.05	FCA-905-D6R	175	5	45	539.68	608.00	739.57
	8.63	8	8.63-9.05	FCA-905-D8R	175	5	45	607.76	690.60	822.16
	9.05	4	8.63-9.05	FCA-905-D4R	175	5	45	459.95	528.28	659.86
	9.05	6	8.63-9.05	FCA-905-D6R	175	5	45	539.68	608.00	739.57
	9.05	8	8.63-9.05	FCA-905-D8R	175	5	45	607.76	690.60	822.16
10"	10.75	6	10.75-10.75	FCA-1075-D6R	175	6	66	566.40	648.39	841.45
	10.75	8	10.75-10.75	FCA-1075-D8R	175	6	66	638.19	720.19	913.17
	10.75	10	10.75-10.75	FCA-1075-D10R	175	6	60	740.34	839.73	1015.16
	11.10	6	11.10-11.46	FCA-1146-D6R	175	6	54	593.67	675.66	833.55
	11.10	8	11.10-11.46	FCA-1146-D8R	175	6	51	668.55	750.54	909.75
	11.10	10	11.10-11.46	FCA-1146-D10R	175	6	57	777.89	877.28	1043.94
12"	12.75	8	12.75-12.75	FCA-1275-D8R	175	7	71	701.98	797.63	1005.24
	12.75	10	12.75-12.75	FCA-1275-D10R	175	7	60	816.79	912.46	1087.88
	12.75	12	12.75-12.75	FCA-1275-D12R	175	7	86	870.77	986.72	1238.19
	13.20	8	13.20-13.56	FCA-1356-D8R	175	7	74	735.42	831.06	1047.45
	13.20	10	13.20-13.56	FCA-1356-D10R	175	7	89	855.68	951.35	1211.59
	13.20	12	13.20-13.56	FCA-1356-D12R	175	7	79	914.30	1030.24	1262.94
14"	14.00	10	13.69-14.04	FCA-1404-D10R	175	9	92	898.50	1021.50	1290.50
	14.00	12	13.69-14.04	FCA-1404-D12R	175	9	106	957.85	1080.84	1390.79
	15.30	10	15.30-15.70	FCA-1570-D10R	175	9	132	941.27	1064.26	1450.22
	15.30	12	15.30-15.70	FCA-1570-D12R	175	9	152	1005.75	1128.74	1573.20
	15.30	14	15.30	FCA-1530-D14R	150	9	106	1080.67	1229.75	1539.69
16"	16.00	12	16.00-16.35	FCA-1635-D12R	175	10	132	1056.10	1192.75	1578.73
	16.00	14	16.00-16.35	FCA-1635-D14R	150	10	165	1134.76	1271.42	1740.56
	16.00	16	16.00	FCA-1600-D16R	150	10	127	1160.35	1326.00	1722.48
	17.40	12	17.40-17.80	FCA-1780-D12R	175	10	151	1108.83	1245.48	1687.00
	17.40	14	17.40-17.80	FCA-1780-D14R	150	10	-	1188.80	1325.46	P.O.A.
	17.40	16	17.40	FCA-1740-D16R	150	10	134	1314.98	1480.62	1870.74

Additional sizes on following page.

HDPE

# FORD STEEL FLANGE COUPLING ADAPTERS FOR HDPE PIPE

## STYLE FCA (CONTINUED)

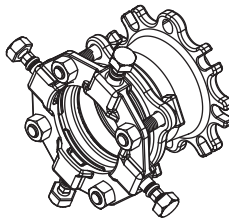


**Listed below are common sizes of FCA couplings.** If your pipe O.D. is not in the listed ranges, insert the exact O.D. into the code system to create your own catalog number. If you are ordering a special pipe O.D. or an unlisted option, contact Ford Customer Service for pricing.

NOM. PIPE SIZE	PIPE O.D.	FLANGE SIZE	RANGE (COUPLING END)	STANDARD CATALOG NUMBER	RATED WORKING PRESSURE	NO. OF END RING BOLTS	APPROX. WT. LBS.	LIST PRICE		
								STD. CPLG.	STAINLESS STEEL BOLTS "X"	EPOXY COAT AND S.S BOLTS "Y"
18"	18.00	14	18.00	FCA-1800-D14R	150	11	-	\$ 1207.08	\$ 1357.42	\$ 1543.28
	18.00	16	18.00	FCA-1800-D16R	150	11	151	1327.73	1478.07	1929.71
	18.00	18	18.00	FCA-1800-D18R	150	11	135	1372.27	1554.49	1974.00
	19.50	14	19.50-20.00	FCA-2000-D14R	150	11	151	1265.66	1416.00	1857.51
	19.50	16	19.50-20.00	FCA-2000-D16R	150	11	151	1401.58	1550.23	1991.75
	19.50	18	19.50	FCA-1950-D18R	150	11	139	1588.97	1771.20	2177.63
20"	20.00	16	19.50-20.00	FCA-2000-D16R	150	11	151	1401.58	1550.23	1991.75
	20.00	18	19.50-20.00	FCA-2000-D18R	150	11	191	1611.31	1761.62	2444.86
	20.00	20	20.00	FCA-2000-D20R	150	12	159	1647.24	2044.76	2509.68
	21.60	16	21.60-22.06	FCA-2206-D16R	150	12	199	1487.26	1686.02	2269.13
	21.60	18	21.60-22.06	FCA-2206-D18R	150	12	-	1690.89	1889.67	P.O.A.
24"	21.60	20	21.60	FCA-2160-D20R	150	12	164	1882.97	2081.75	2568.01
	24.00	18	24.00	FCA-2400-D18R	150	14	195	1847.02	2038.34	2608.55
	24.00	20	24.00	FCA-2400-D20R	150	14	-	1952.78	2144.08	P.O.A.
	24.00	24	24.00	FCA-2400-D24R	150	14	204	2018.56	2250.47	2845.28
	25.80	18	25.80	FCA-2580-D18R	150	14	207	1924.03	2115.34	2722.32
	25.80	20	25.80	FCA-2580-D20R	150	14	-	2033.64	2224.95	P.O.A.
30"	25.80	24	25.80	FCA-2580-D24R	150	14	210	2179.31	2411.20	3025.26
	30.00	20	30.00	FCA-3000-D20R	150	16	-	2324.24	2542.87	P.O.A.
	30.00	24	30.00	FCA-3000-D24R	150	16	278	2493.62	2712.26	3525.14
	30.00	30	30.00	FCA-3000-D30R	150	16	297	2611.19	2876.22	3744.66
	32.00	20	32.00	FCA-3200-D20R	150	16	-	2450.17	2668.82	P.O.A.
	32.00	24	32.00	FCA-3200-D24R	150	16	-	2619.56	2838.22	P.O.A.
36"	32.00	30	32.00	FCA-3200-D30R	150	16	304	2724.14	2989.16	3878.06
	36.00	24	36.00	FCA-3600-D24R	150	18	-	P.O.A.	P.O.A.	P.O.A.
	36.00	30	36.00	FCA-3600-D30R	150	18	-	P.O.A.	P.O.A.	P.O.A.
	36.00	36	36.00	FCA-3600-D36R	150	18	467	3341.82	3640.13	5005.67
	38.30	24	38.30	FCA-3830-D24R	150	18	-	P.O.A.	P.O.A.	P.O.A.
	38.30	30	38.30	FCA-3830-D30R	150	18	-	P.O.A.	P.O.A.	P.O.A.
42"	38.30	36	38.30	FCA-3830-D36R	150	18	458	3468.17	3766.32	5105.53
	42.00	30	42.00	FCA-4200-D30R	150	20	-	P.O.A.	P.O.A.	P.O.A.
	42.00	36	42.00	FCA-4200-D36R	150	20	-	P.O.A.	P.O.A.	P.O.A.
	42.00	42	42.00	FCA-4200-D42R	150	20	-	P.O.A.	P.O.A.	P.O.A.
	44.50	30	44.50	FCA-4450-D30R	150	20	-	P.O.A.	P.O.A.	P.O.A.
	44.50	36	44.50	FCA-4450-D36R	150	20	-	P.O.A.	P.O.A.	P.O.A.
48"	44.50	42	44.50	FCA-4450-D42R	150	20	628	4773.95	5105.21	6941.51
	48.00	36	48.00	FCA-4800-D36R	150	24	-	P.O.A.	P.O.A.	P.O.A.
	48.00	42	48.00	FCA-4800-D42R	150	24	-	P.O.A.	P.O.A.	P.O.A.
	48.00	48	48.00	FCA-4800-D48R	150	24	-	P.O.A.	P.O.A.	P.O.A.

**SERIES RFAP RESTRAINED FLANGE ADAPTER  
FOR CONVERTING PLAIN END PIPE TO A FLANGE CONNECTION**

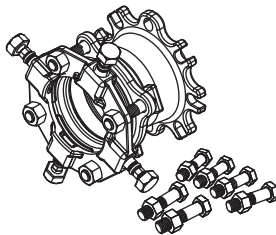
**RFAP FOR HDPE PIPE**



NOM. PIPE SIZE	PIPE O.D. RANGE	CATALOG NUMBER	NO OF RESTRAINT SEGMENTS	T-BOLT SIZE	T-BOLT QUANTITY	APPROX. WEIGHT LBS.	LIST PRICE
3"	3.50	RFAP-3-I	2	5/8" x 3"	4	25	\$ 123.70
4"	4.21-4.80	RFAP-4-I	4	3/4" x 4"	4	27	135.74
6"	6.27-6.90	RFAP-6-I	6	3/4" x 4"	6	38	202.50
8"	8.40-9.05	RFAP-8-I	6	3/4" x 4-1/2"	6	50	314.82
10"	10.50-11.10	RFAP-10-I	8	3/4" x 4-1/2"	8	65	464.12
12"	12.50-13.20	RFAP-12-I	8	3/4" x 4-1/2"	8	85	567.68

**HDPE**

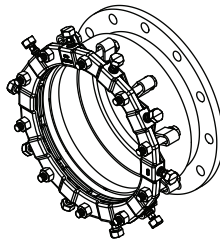
**RFAP WITH FLANGE BOLTS FOR HDPE PIPE**



NOM. PIPE SIZE	PIPE O.D. RANGE	CATALOG NUMBER	NO OF RESTRAINT SEGMENTS	T-BOLT SIZE	T-BOLT QTY.	FLANGE BOLT QTY.	FLANGE BOLT SIZE	APPROX. WEIGHT LBS.	LIST PRICE
3"	3.50	RFAP-3A-I	4	5/8" x 3"	4	4	5/8" x 2-1/2"	28	\$ 136.68
4"	4.21-4.80	RFAP-4A-I	4	3/4" x 4"	4	8	5/8" x 2-1/2"	31	148.70
6"	6.27-6.90	RFAP-6A-I	6	3/4" x 4"	6	8	3/4" x 2-3/4"	44	229.68
8"	8.40-9.05	RFAP-8A-I	6	3/4" x 4-1/2"	6	8	3/4" x 2-3/4"	56	342.00
10"	10.50-11.10	RFAP-10A-I	8	3/4" x 4-1/2"	8	12	7/8" x 3"	77	509.76
12"	12.50-13.20	RFAP-12A-I	8	3/4" x 4-1/2"	8	12	7/8" x 3-1/2"	98	616.52

**SERIES RFAP RESTRAINED FLANGE ADAPTER  
FOR CONVERTING PLAIN END PIPE TO A FLANGE CONNECTION**

**RFAP FOR HDPE PIPE**

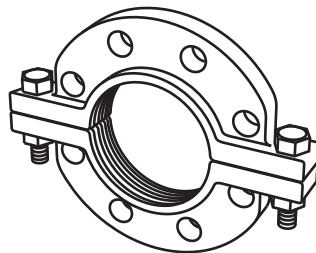


**HDPE**

NOM. PIPE SIZE	PIPE O.D.	CATALOG NUMBER IMPORT RESTRAINTS	LIST PRICE	CATALOG NUMBER DOMESTIC RESTRAINTS	LIST PRICE	APPROX. WT. LBS.
14"	15.30	RFAP-1530-D14R-I	\$ 1215.92	RFAP-1530-D14R-U	\$ 1385.02	150
16"	17.40	RFAP-1740-D16R-I	1428.06	RFAP-1740-D16R-U	1626.66	200
18"	19.50	RFAP-1950-D18R-I	1689.02	RFAP-1950-D18R-U	1923.92	215
20"	21.60	RFAP-2160-D20R-I	1891.52	RFAP-2160-D20R-U	2154.59	250
24"	25.80	RFAP-2580-D24R-I	2432.28	RFAP-2580-D24R-U	2770.54	330
30"	32.00	RFAP-3200-D30R-I	3648.20	RFAP-3200-D30R-U	3891.12	550
36"	38.30	RFAP-3830-D36R-I	P.O.A.	RFAP-3830-D36R-U	P.O.A.	-

**SERIES 900 ADAPTER FLANGE FOR HDPE PIPE  
FLANGE DRILLING ANSI B16.1 125 LB. / ANSI B16.5 150 LB.**

Uni-Flange Series 900 Adapters are furnished with EPDM gaskets.



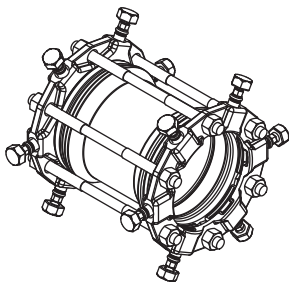
NOM. PIPE SIZE	PVC PIPE WITH STEEL PIPE OD		PVC PIPE WITH DUCTILE IRON PIPE OD		PALLET QUANTITY	APPROX. WT. LBS.	LIST PRICE
	PIPE O.D.	CATALOG NUMBER	PIPE O.D.	CATALOG NUMBER			
4"	4.50	UFA900-S-4	4.80	UFA900-C-4	27	11	\$ 83.12
6"	6.63	UFA900-S-6	6.90	UFA900-C-6	30	19	105.32
8"	8.63	UFA900-S-8	9.05	UFA900-C-8	45	29	146.62
10"	-	-	11.10	UFA900-C-10	-	39	220.04
12"	-	-	13.20	UFA900-C-12	-	54	285.48

**Note:** Not to be used on metal pipe. Flanges are designed for PVC or HDPE pipe only.



**RESTRAINED COUPLING STYLES RCPP OR RCDP**

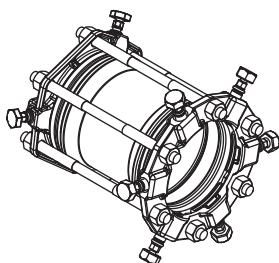
**RCPP FOR HDPE PIPE**



NOM. PIPE SIZE	CATALOG NUMBER	PIPE O.D.	RODS		APPROX. WT. LBS.	LIST PRICE
			QTY.	SIZE		
3"	RCPP-3-I	3.50	4	5/8" x 14"	35	\$ 162.60
4"	RCPP-4-I	4.21-4.80	4	3/4" x 14"	41	166.14
6"	RCPP-6-I	6.27-6.90	6	3/4" x 14"	59	223.76
8"	RCPP-8-I	8.40-9.05	6	3/4" x 14"	72	290.58
10"	RCPP-10-I	10.50-11.10	8	3/4" x 14"	94	385.58
12"	RCPP-12-I	12.50-13.20	8	3/4" x 14"	106	440.48

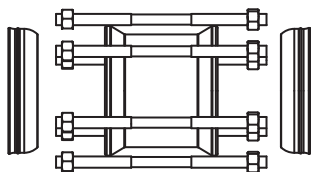
**HDPE**

**RCDP FOR JOINING DUCTILE IRON TO HDPE PIPE**

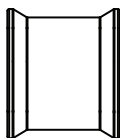


NOM. PIPE SIZE	CATALOG NUMBER	DUCTILE IRON PIPE O.D.	HDPE PIPE O.D.	RODS		APPROX. WT. LBS.	LIST PRICE
				QTY.	SIZE		
3"	RCDP-3-I	3.96	3.50	4	5/8" x 14"	31	\$ 159.34
4"	RCDP-4-I	4.80	4.21-4.80	4	3/4" x 14"	38	161.04
6"	RCDP-6-I	6.90	6.27-6.90	6	3/4" x 14"	55	219.58
8"	RCDP-8-I	9.05	8.40-9.05	6	3/4" x 14"	66	288.66
10"	RCDP-10-I	11.10	10.50-11.10	8	3/4" x 14"	89	382.74
12"	RCDP-12-I	13.20	12.50-13.20	8	3/4" x 14"	103	437.68

**RESTRAINED COUPLING ACCESSORIES**



**SLEEVE KITS**  
(CENTER SLEEVE,  
RODS,  
NUTS AND GASKETS)



**CENTER SLEEVE**



**RODS**



**SO-EZ MJ GASKET**

NOM. PIPE SIZE	CATALOG NUMBER	LIST PRICE
3"	RCAK-3	\$ 71.70
4"	RCAK-4	73.15
6"	RCAK-6	108.83
8"	RCAK-8	132.01
10"	RCAK-10	164.46
12"	RCAK-12	179.26

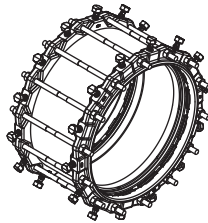
CATALOG NUMBER	LIST PRICE
MJCS-3-I	\$ 33.16
MJCS-4-I	34.60
MJCS-6-I	51.90
MJCS-8-I	72.73
MJCS-10-I	79.77
MJCS-12-I	90.17

CATALOG NUMBER	QTY.	SIZE	LIST PRICE
DER-34-14	4	3/4" x 14"	\$ 6.12
DER-34-14	4	3/4" x 14"	6.12
DER-34-14	6	3/4" x 14"	6.12
DER-34-14	6	3/4" x 14"	6.12
DER-34-14	8	3/4" x 14"	6.12
DER-34-14	8	3/4" x 14"	6.12

CATALOG NUMBER	LIST PRICE
SO-EZ-3	\$ 7.52
SO-EZ-4	7.82
SO-EZ-6	11.16
SO-EZ-8	12.76
SO-EZ-10	20.84
SO-EZ-12	23.84

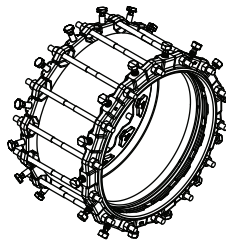
**FABRICATED RESTRAINED COUPLING**

**RCPP FOR DUCTILE SIZED HDPE PIPE**



NOM. PIPE SIZE	PIPE O.D.	CATALOG NUMBER IMPORT RESTRAINTS	LIST PRICE	CATALOG NUMBER DOMESTIC RESTRAINTS	LIST PRICE	RODS		APPROX. WT. LBS.
						QTY.	SIZE	
14"	15.30	RCPP-14-I	\$ 1210.28	RCPP-14-U	\$ 1397.40	10	3/4" x 17"	185
16"	17.40	RCPP-16-I	1487.54	RCPP-16-U	1719.76	12	3/4" x 17"	225
18"	19.50	RCPP-18-I	1921.82	RCPP-18-U	2207.50	12	3/4" x 17"	270
20"	21.60	RCPP-20-I	2112.32	RCPP-20-U	2440.16	14	3/4" x 17"	310
24"	25.80	RCPP-24-I	2720.30	RCPP-24-U	3491.64	16	3/4" x 17"	405
30"	32.00	RCPP-30-I	3912.80	RCPP-30-U	4359.50	20	1" x 20"	525
36"	38.30	RCPP-36-I	6264.14	RCPP-36-U	6915.51	24	1" x 20"	-

**RCDP FOR JOINING DUCTILE IRON PIPE TO DUCTILE SIZED HDPE PIPE**



NOM. PIPE SIZE	PIPE O.D.	CATALOG NUMBER IMPORT RESTRAINTS	LIST PRICE	CATALOG NUMBER DOMESTIC RESTRAINTS	LIST PRICE	RODS		APPROX. WT. LBS.
						QTY.	SIZE	
14"	15.30	RCDP-14-I	\$ 1148.58	RCDP-14-U	\$ 1319.96	10	3/4" x 17"	180
16"	17.40	RCDP-16-I	1409.10	RCDP-16-U	1650.80	12	3/4" x 17"	215
18"	19.50	RCDP-18-I	1855.90	RCDP-18-U	2171.64	12	3/4" x 17"	252
20"	21.60	RCDP-20-I	2035.60	RCDP-20-U	2364.18	14	3/4" x 17"	285
24"	25.80	RCDP-24-I	2654.78	RCDP-24-U	3417.00	16	3/4" x 17"	360
30"	32.00	RCDP-30-I	3766.70	RCDP-30-U	4110.40	20	1" x 20"	550
36"	38.30	RCDP-36-I	6096.02	RCDP-36-U	6721.65	24	1" x 20"	605

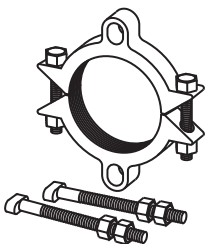
Note: Reducing adapters available. Contact factory for details.

HDPE

# UNI-FLANGE RESTRAINERS

## SERIES 1300 RESTRAINERS FOR HDPE PIPE

### IMPORTED PRODUCTS FOR HDPE PIPE

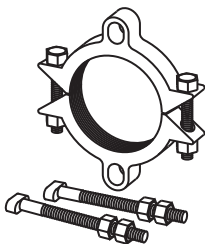


NOM. PIPE SIZE	PVC PIPE WITH STEEL PIPE OD				PVC PIPE WITH DUCTILE IRON PIPE OD			
	PIPE O.D.	CATALOG NUMBER	PALLET QTY.	LIST PRICE	PIPE O.D.	CATALOG NUMBER	PALLET QTY.	LIST PRICE
2"	2.38	UFR1300-S-2-I	32	\$ 30.96	-	-	-	-
2-1/2"	2.88	UFR1300-S-25-I	32	34.88	-	-	-	-
3"	3.50	UFR1300-S-3-I	32	37.66	-	-	-	-
4"	4.50	UFR1300-S-4-I	32	39.96	4.80	UFR1300-C-4-I	32	\$ 37.44
6"	6.63	UFR1300-S-6-I	32	48.96	6.90	UFR1300-C-6-I	32	45.98
8"	8.63	UFR1300-S-8-I	32	65.60	9.05	UFR1300-C-8-I	32	76.62
10"	10.75	UFR1300-S-10-I	32	137.20	11.10	UFR1300-C-10-I	32	128.74
12"	12.75	UFR1300-S-12-I	32	146.68	13.20	UFR1300-C-12-I	32	137.70
14"	14.00	-	-	-	15.30	UFR1300-C-14-I	9	250.46
16"	16.00	-	-	-	17.40	UFR1300-C-16-I	9	274.76
18"	18.00	-	-	-	19.50	UFR1300-C-18-I	7	329.70
20"	20.00	-	-	-	21.60	UFR1300-C-20-I	7	454.70
24"	24.00	-	-	-	25.80	UFR1300-C-24-I	7	559.14
30"	30.00	-	-	-	32.00	UFR1300-C-30-I	4	1240.00
36"	36.00	-	-	-	38.30	UFR1300-C-36-I	4	1488.26
42"	42.00	-	-	-	44.50	UFR1300-C-42-I	4	3550.98

**Note:** 2" through 12" sizes shipped individually packaged and shrink-wrapped. 14" through 42" items are non-returnable and may be subject to a cancellation fee.

HDPE

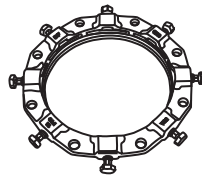
### DOMESTIC PRODUCTS FOR HDPE PIPE



NOM. PIPE SIZE	PVC PIPE WITH STEEL PIPE OD				PVC PIPE WITH DUCTILE IRON PIPE OD			
	PIPE O.D.	CATALOG NUMBER	PALLET QTY.	LIST PRICE	PIPE O.D.	CATALOG NUMBER	PALLET QTY.	LIST PRICE
2"	2.38	-	-	-	-	-	-	-
2-1/2"	2.88	-	-	-	-	-	-	-
3"	3.50	-	-	-	-	-	-	-
4"	4.50	-	-	-	4.80	UFR1300-C-4-U	32	\$ 44.88
6"	6.63	-	-	-	6.90	UFR1300-C-6-U	32	53.46
8"	8.63	-	-	-	9.05	UFR1300-C-8-U	32	79.68
10"	10.75	-	-	-	11.10	UFR1300-C-10-U	32	150.12
12"	12.75	-	-	-	13.20	UFR1300-C-12-U	32	160.26
14"	14.00	UFR1300-S-14-U	9	\$ 611.06	15.30	UFR1300-C-14-U	9	341.74
16"	16.00	UFR1300-S-16-U	9	648.78	17.40	UFR1300-C-16-U	9	377.50
18"	18.00	UFR1300-S-18-U	7	753.78	19.50	UFR1300-C-18-U	7	528.04
20"	20.00	UFR1300-S-20-U	7	914.40	21.60	UFR1300-C-20-U	7	724.50
24"	24.00	UFR1300-S-24-U	7	1070.02	25.80	UFR1300-C-24-U	7	890.86
30"	30.00	UFR1300-S-30-U	4	1446.96	32.00	UFR1300-C-30-U	4	1446.96
36"	36.00	UFR1300-S-36-U	4	1736.36	38.30	UFR1300-C-36-U	4	1736.36

**Note:** 4" through 12" sizes shipped individually packaged and shrink-wrapped. 14" through 36" items are non-returnable and may be subject to a cancellation fee.

# UFR1500 RETAINER GLAND JOINT RESTRAINT FOR HDPE PIPE



## IMPORTED PRODUCTS

### SERIES 1500 FOR HDPE PIPE

NOM. PIPE SIZE	PIPE O.D.	CATALOG NUMBER	NO. OF SEGMENTS	APPROX. WEIGHT LBS.	PRESSURE RATING								PALLET QTY.	LIST PRICE
					C900 AND C905			C909		ASTM D2241		D3040		
					DR-14	DR-18	DR-25	PC-235	PC-165	SDR-21	SDR-26			
3"	3.50	UFR1500-3-I	2	7.00	-	-	-	-	-	200	160	-	80	\$ 33.74
4"	4.22-4.80	UFR1500-4-I	2	9.10	305	235	165	-	-	200	160	50	80	36.28
6"	6.28-6.90	UFR1500-6-I	3	11.30	305	235	165	235	-	200	160	50	45	44.08
8"	8.40-9.05	UFR1500-8-I	4	15.00	305	235	165	235	-	200	160	50	35	65.16
10"	10.50-11.10	UFR1500-10-I	8	26.00	305	235	165	235	-	200	160	50	25	123.16
12"	12.50-13.20	UFR1500-12-I	8	29.00	305	235	165	235	-	200	160	50	20	129.70
14"	15.30	UFR1500-C-14-I	10	47.00	-	235	165	-	-	-	-	-	10	213.90
16"	17.40	UFR1500-C-16-I	12	62.00	-	235	165	-	165	-	-	-	10	287.68
18"	19.50	UFR1500-C-18-I	12	78.00	-	235	165	-	-	-	-	-	10	357.06
20"	21.60	UFR1500-C-20-I	14	95.00	-	235	165	-	-	-	-	-	10	442.44
24"	25.80	UFR1500-C-24-I	16	125.00	-	235	165	-	-	-	-	-	10	510.98
30"	32.00	UFR1500-C-30-I	20	150.00	-	-	165	-	-	-	-	-	5	1355.16
36"	38.30	UFR1500-C-36-I	24	195.00	-	-	165	-	-	-	-	-	5	1699.30

**Note:** UFR1500's are bundled in quantities of five. 30" and 36" sizes are shipped with Uni-seal gaskets.

## DOMESTIC PRODUCTS

### RAPID INSTALL DESIGN - C900 AND ASTM D2241 IPS PVC ONLY

NOM. PIPE SIZE	PIPE O.D.	CATALOG NUMBER	NO. OF SEGMENTS	APPROX. WEIGHT LBS.	PRESSURE RATING					PALLET QTY.	LIST PRICE
					C900			ASTM D2241			
					DR-14	DR-18	DR-25	SDR-21	SDR-26		
4"	4.50-4.80	UFR1500R-4-U	2	9.1	305	235	165	200	160	80	\$ 41.36
6"	6.63-6.90	UFR1500R-6-U	3	11.3	305	235	165	200	160	45	50.14

### SERIES 1500 FOR HDPE PIPE

NOM. PIPE SIZE	PIPE O.D.	CATALOG NUMBER	NO. OF SEGMENTS	APPROX. WEIGHT LBS.	PRESSURE RATING								PALLET QTY.	LIST PRICE
					C900 AND C905			C909		ASTM D2241		D3040		
					DR-14	DR-18	DR-25	PC-235	PC-165	SDR-21	SDR-26			
3"	3.50	UFR1500-3-U	2	7.00	-	-	-	-	-	200	160	-	80	\$ 39.52
4"	4.22-4.80	UFR1500-4-U	4	11.00	305	235	165	-	-	200	160	50	80	42.62
6"	6.28-6.90	UFR1500-6-U	6	15.00	305	235	165	235	-	200	160	50	45	51.64
8"	8.40-9.05	UFR1500-8-U	6	18.00	305	235	165	235	-	200	160	50	35	76.42
10"	10.50-11.10	UFR1500-10-U	8	26.00	305	235	165	235	-	200	160	50	25	144.52
12"	12.50-13.20	UFR1500-12-U	8	29.00	305	235	165	235	-	200	160	50	20	151.88
14"	15.30	UFR1500-C-14-U	10	47.00	-	235	165	-	-	-	-	-	10	258.44
16"	17.40	UFR1500-C-16-U	12	62.00	-	235	165	-	165	-	-	-	10	347.24
18"	19.50	UFR1500-C-18-U	12	78.00	-	235	165	-	-	-	-	-	10	430.72
20"	21.60	UFR1500-C-20-U	14	95.00	-	235	165	-	-	-	-	-	10	533.96
24"	25.80	UFR1500-C-24-U	16	125.00	-	235	165	-	-	-	-	-	10	616.26
30"	32.00	UFR1500-C-30-U	20	150.00	-	-	165	-	-	-	-	-	5	1543.36
36"	38.30	UFR1500-C-36-U	24	195.00	-	-	165	-	-	-	-	-	5	1923.06

**Note:** Ford recommends the use of a properly sized insert stiffener when using UFR1500 on HDPE.

## UFR1500 RETAINER GLAND FOR HDPE PIPE WITH ACCESSORIES

### IMPORTED PRODUCTS



#### SERIES 1500 FOR HDPE PIPE 4"-36" PACKAGED WITH ACCESSORIES

NOM. PIPE SIZE	PIPE O.D.	CATALOG NUMBER	NO. OF SEGMENTS	APPROX. WEIGHT LBS.	PRESSURE RATING					PALLET QTY.	LIST PRICE
					C900 AND C905			C909			
					DR-14	DR-18	DR-25	PC-235	PC-165		
4"	4.80	UFR1500-CA-4-I	2	14.2	305	235	165	-	-	27	\$ 53.58
6"	6.90	UFR1500-CA-6-I	3	20.1	305	235	165	235	-	40	67.06
8"	9.05	UFR1500-CA-8-I	4	24.3	305	235	165	235	-	40	90.48
10"	11.10	UFR1500-CA-10-I	8	33.0	305	235	165	235	-	40	157.54
12"	13.20	UFR1500-CA-12-I	8	37.3	305	235	165	235	-	40	165.34
14"	15.30	UFR1500-CA-14-I	10	56.1	-	235	165	-	-	10	260.52
16"	17.40	UFR1500-CA-16-I	12	71.4	-	235	165	-	165	10	340.64
18"	19.50	UFR1500-CA-18-I	12	89.2	-	235	165	-	-	10	413.56
20"	21.60	UFR1500-CA-20-I	14	102.0	-	235	165	-	-	10	506.38
24"	25.80	UFR1500-CA-24-I	16	140.6	-	235	165	-	-	10	586.50
30"	32.00	UFR1500-CA-30-I	20	179.0	-	-	165	-	-	5	1551.74
36"	38.30	UFR1500-CA-36-I	24	237.7	-	-	165	-	-	5	1893.06

#### PACKAGE CONTAINS

- 1 - Series 1500 retainer gland
- 1 - Set of high strength, low alloy T-bolts and nuts (AWWA C111)
- 1 - MJ gasket (AWWA C111)

*4" through 12" sizes are shrink-wrapped in a weather-resistant carton.*

### DOMESTIC PRODUCTS

#### RAPID INSTALL DESIGN - C900 AND C909 PVC

NOM. PIPE SIZE	PIPE O.D.	CATALOG NUMBER	NO. OF SEGMENTS	APPROX. WEIGHT LBS.	PRESSURE RATING				PALLET QTY.	LIST PRICE
					C900			C909		
					DR-14	DR-18	DR-25	PC-235		
4"	4.80	UFR1500R-CA-4-U	2	12.5	305	235	165	235	27	\$ 61.38
6"	6.90	UFR1500R-CA-6-U	3	18.0	305	235	165	235	40	77.66

#### SERIES 1500 FOR HDPE PIPE 4"-36" PACKAGED WITH ACCESSORIES

NOM. PIPE SIZE	PIPE O.D.	CATALOG NUMBER	NO. OF SEGMENTS	APPROX. WEIGHT LBS.	PRESSURE RATING					PALLET QTY.	LIST PRICE
					C900 AND C905			C909			
					DR-14	DR-18	DR-25	PC-235	PC-165		
4"	4.80	UFR1500-CA-4-U	4	14.2	305	235	165	-	-	27	\$ 63.24
6"	6.90	UFR1500-CA-6-U	6	20.1	305	235	165	235	-	40	79.98
8"	9.05	UFR1500-CA-8-U	6	24.3	305	235	165	235	-	40	108.00
10"	11.10	UFR1500-CA-10-U	8	33.0	305	235	165	235	-	40	186.18
12"	13.20	UFR1500-CA-12-U	8	37.3	305	235	165	235	-	40	195.92
14"	15.30	UFR1500-CA-14-U	10	56.1	-	235	165	-	165	10	314.58
16"	17.40	UFR1500-CA-16-U	12	71.4	-	235	165	-	165	10	411.36
18"	19.50	UFR1500-CA-18-U	12	89.2	-	235	165	-	165	10	496.96
20"	21.60	UFR1500-CA-20-U	14	102.8	-	235	165	-	-	10	608.94
24"	25.80	UFR1500-CA-24-U	16	140.6	-	235	165	-	-	10	705.90
30"	32.00	UFR1500-CA-30-U	20	179.0	-	-	165	-	-	5	1759.68
36"	38.30	UFR1500-CA-36-U	24	237.7	-	-	165	-	-	5	2145.36

#### PACKAGE CONTAINS

- 1 - Series 1500 retainer gland
- 1 - Set of high strength, low alloy T-bolts and nuts (AWWA C111)
- 1 - MJ gasket (AWWA C111)

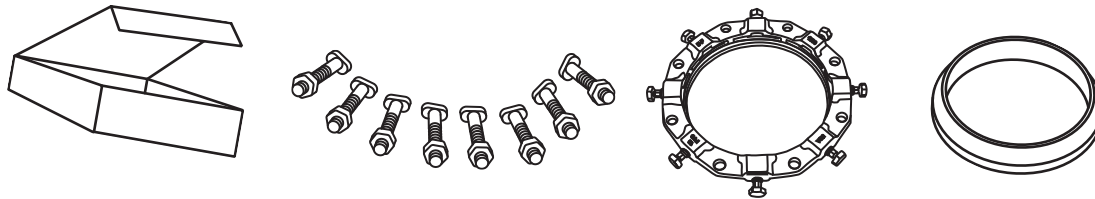
*4" through 12" sizes are shrink-wrapped in a weather-resistant carton.*

**Note:** Ford recommends the use of a properly sized insert stiffener when using UFR1500 on HDPE.

**HDPE**

**UFR1500 RETAINER GLAND FOR HDPE PIPE WITH ACCESSORIES**

**IMPORTED PRODUCTS**



**SERIES 1500 PACKAGED WITH ACCESSORIES**

NOM. PIPE SIZE	PIPE O.D.	CATALOG NUMBER	NO. OF SEGMENTS	APPROX. WEIGHT LBS.	PRESSURE RATING		PALLET QTY.	LIST PRICE
					ASTM D2241			
					SDR-21	SDR-26		
3"	3.50	UFR1500-SA-3-I	2	10.70	200	160	27	\$ 49.78
4"	4.50	UFR1500-SA-4-I	2	12.50	200	160	27	53.58
6"	6.63	UFR1500-SA-6-I	3	18.00	200	160	40	67.06
8"	8.63	UFR1500-SA-8-I	4	23.00	200	160	40	90.48
10"	10.75	UFR1500-SA-10-I	8	33.00	200	160	40	157.54
12"	12.75	UFR1500-SA-12-I	8	38.00	200	160	40	165.34

**PACKAGE CONTAINS**

- 1 - Series 1500 retainer gland
- 1 - Set of high strength, low alloy T-bolts and nuts (AWWA C111)
- 1 - MJ transition gasket

*3" through 12" sizes are shrink-wrapped in a weather-resistant carton.*

**DOMESTIC PRODUCTS**

**RAPID INSTALL DESIGN - ASTM D2241 IPS PVC ONLY**

NOM. PIPE SIZE	PIPE O.D.	CATALOG NUMBER	NO. OF SEGMENTS	APPROX. WEIGHTS LBS.	PRESSURE RATING		PALLET QTY.	LIST PRICE
					ASTM D2241			
					SDR-21	SDR-26		
4"	4.50	UFR1500R-SA-4-U	2	12.5	200	160	27	\$ 61.38
6"	6.63	UFR1500R-SA-6-U	3	18.0	200	160	40	77.66

**SERIES 1500 PACKAGED WITH ACCESSORIES**

NOM. PIPE SIZE	PIPE O.D.	CATALOG NUMBER	NO. OF SEGMENTS	APPROX. WEIGHT LBS.	PRESSURE RATING		PALLET QTY.	LIST PRICE
					ASTM D2241			
					SDR-21	SDR-26		
3"	3.50	UFR1500-SA-3-U	2	10.70	200	160	27	\$ 58.74
4"	4.50	UFR1500-SA-4-U	4	14.20	200	160	27	63.24
6"	6.63	UFR1500-SA-6-U	6	20.10	200	160	40	79.98
8"	8.63	UFR1500-SA-8-U	6	25.00	200	160	40	108.00
10"	10.75	UFR1500-SA-10-U	8	33.00	200	160	40	186.18
12"	12.75	UFR1500-SA-12-U	8	38.00	200	160	40	195.92

**PACKAGE CONTAINS**


- 1 - Series 1500 retainer gland
- 1 - Set of high strength, low alloy T-bolts and nuts (AWWA C111)
- 1 - MJ transition gasket

*3" through 12" sizes are shrink-wrapped in a weather-resistant carton.*

**Note:** Ford recommends the use of a properly sized insert stiffener when using UFR1500 on HDPE.

# UFR1500 RETAINER GLAND AND SO-EZ GASKET FOR HDPE PIPE WITH ACCESSORIES

## IMPORTED PRODUCTS



### SERIES 1500 3"-12" PACKAGED WITH ACCESSORIES

NOM. PIPE SIZE	PIPE O.D.	CATALOG NUMBER	No. OF SEGMENTS	APPROX. WEIGHT LBS.	PRESSURE RATING							PALLET QTY.	LIST PRICE
					C900			C909	ASTM D2241		D3040		
					DR-14	DR-18	DR-25	PC-235	SDR-21	SDR-26	DR35		
3"	3.50	UFR1500-ZA-3-I	2	11.0	-	-	-	-	200	160	-	27	\$ 51.44
4"	4.22-4.80	UFR1500-ZA-4-I	2	12.5	305	235	165	-	200	160	50	27	57.74
6"	6.28-6.90	UFR1500-ZA-6-I	3	18.0	305	235	165	235	200	160	50	40	72.12
8"	8.40-9.05	UFR1500-ZA-8-I	4	23.0	305	235	165	235	200	160	50	40	95.64
10"	10.50-11.10	UFR1500-ZA-10-I	8	33.0	305	235	165	235	200	160	50	40	165.10
12"	12.50-13.20	UFR1500-ZA-12-I	8	38.0	305	235	165	235	200	160	50	40	173.76

HDPE

### PACKAGE CONTAINS

- 1 - Series 1500 retainer gland
- 1 - Set of high strength, low alloy T-bolts and nuts (AWWA C111)
- 1 - SO-EZ gasket

*3" through 12" sizes are shrink-wrapped in a weather-resistant carton.*

## DOMESTIC PRODUCTS

### RAPID INSTALL DESIGN - C900, C909 AND ASTM D2241 IPS PVC

NOM. PIPE SIZE	PIPE O.D.	CATALOG NUMBER	No. OF SEGMENTS	APPROX. WEIGHT LBS.	PRESSURE RATING						PALLET QTY.	LIST PRICE
					C900			C909	ASTM D2241			
					DR-14	DR-18	DR-25	PC-235	SDR-21	SDR-26		
4"	4.50-4.80	UFR1500R-ZA-4-U	2	12.5	305	235	165	235	200	160	27	\$ 64.98
6"	6.63-6.90	UFR1500R-ZA-6-U	3	18.0	305	235	165	235	200	160	40	80.82

### SERIES 1500 3"-12" PACKAGED WITH ACCESSORIES

NOM. PIPE SIZE	PIPE O.D.	CATALOG NUMBER	No. OF SEGMENTS	APPROX. WEIGHT LBS.	PRESSURE RATING						PALLET QTY.	LIST PRICE
					C900			C909	ASTM D2241			
					DR-14	DR-18	DR-25	PC-235	SDR-21	SDR-26		
3"	3.50	UFR1500-ZA-3-U	2	11.00	-	-	-	-	200	160	27	\$ 59.42
4"	4.22-4.80	UFR1500-ZA-4-U	4	14.20	305	235	165	235	200	160	27	66.80
6"	6.28-6.90	UFR1500-ZA-6-U	6	20.10	305	235	165	235	200	160	40	83.16
8"	8.40-9.05	UFR1500-ZA-8-U	6	25.00	305	235	165	235	200	160	40	111.92
10"	10.50-11.10	UFR1500-ZA-10-U	8	33.00	305	235	165	235	200	160	40	192.58
12"	12.50-13.20	UFR1500-ZA-12-U	8	38.00	305	235	165	235	200	160	40	205.58

### PACKAGE CONTAINS

- 1 - Series 1500 retainer gland
- 1 - Set of high strength, low alloy T-bolts and nuts (AWWA C111)
- 1 - SO-EZ gasket

*3" through 12" sizes are shrink-wrapped in a weather-resistant carton.*

**Note:** Ford recommends the use of a properly sized insert stiffener when using UFR1500 on HDPE.

