

## Features

- Touchless on/off with a wave of your hand or an object such as a pan.
- Response® technology uses a state-of-the-art motion sensor for reliable touchless activation.
- LED light indicates Response® is ready to use.
- AC-powered operation—no batteries to replace.
- Three-function pull-down sprayhead with touch-control allows you to switch between stream, Sweep® spray and Boost technology.
- Sweep® spray is a wide, powerful blade of water that sweeps your dishes and sink clean.
- Boost technology increases the flow rate by 30% with the press of a button. Use Boost with stream for faster filling or with Sweep® spray for more powerful cleaning.
- DockNetik® magnetic docking system securely locks sprayhead into place when not in use.
- ProMotion® technology's light, quiet braided hose and swiveling ball joint make the pull-down sprayhead easier and more comfortable to use.
- MasterClean™ sprayface features an easy-to-clean surface that withstands mineral buildup.
- High-arch spout offers vertical clearance for tall cookware and pitchers.
- Single lever handle makes adjusting water temperature easy with one hand.
- Handle rotates 90° forward to prevent contact with backsplash.
- Temperature memory allows faucet to be turned on and off at the temperature set during prior usage.
- KOHLER ceramic disc valves exceed industry longevity standards for a lifetime of durable performance.
- 1.5 gpm (5.7 lpm) maximum flow rate at 60 psi (4.14 bar).

## Material

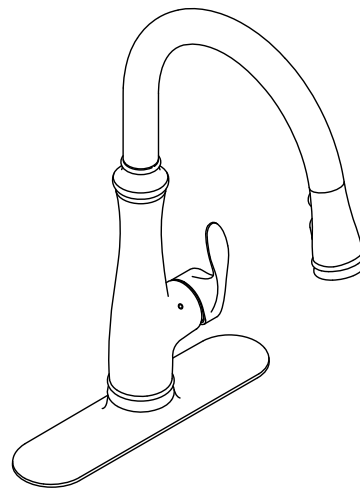
- Premium metal construction for durability and reliability.
- KOHLER finishes resist corrosion and tarnishing.

## Installation

- Requires nonswitched undercounter outlet.
- Single-hole or three-hole installation (escutcheon plate included).
- Flexible supply lines simplify installation.

## Adapters, Rough-in and Extension Kits

1012715                      Range: 1-3/8" (34 mm) -  
3-3/8" (85 mm)



**ADA**

**CSA B651**

## Codes/Standards

ASME A112.18.1/CSA B125.1

NSF/ANSI 61

NSF/ANSI 372

All applicable US Federal and State material regulations

DOE - Energy Policy Act 1992

California Energy Commission (CEC)

ADA

ICC/ANSI A117.1




CSA B651

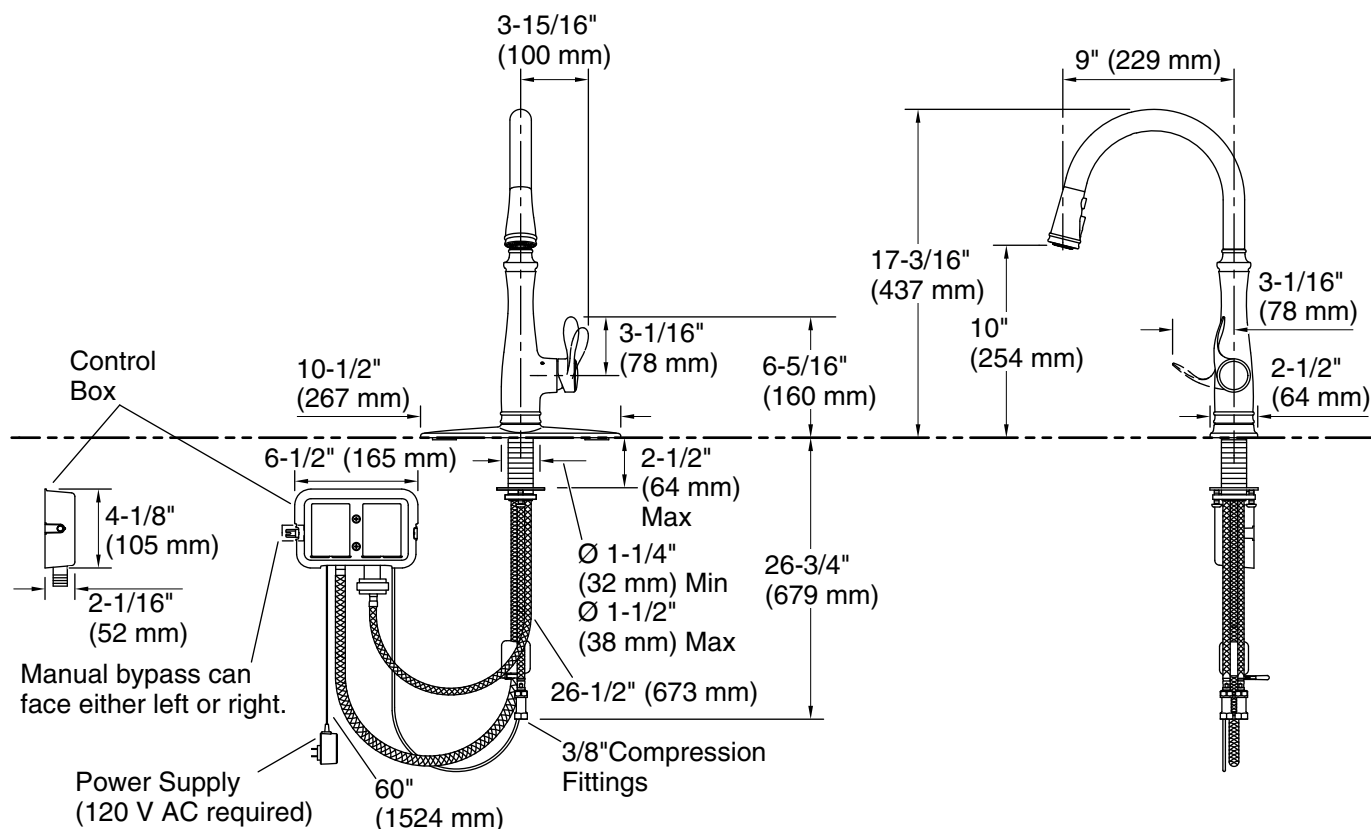
**KOHLER® Faucet Lifetime Limited  
Warranty KOHLER® Electronic  
Faucets, Valves, and Controls Five-  
Year Limited Warranty**

See website for detailed warranty information.

## Available Colors/Finishes

*Color tiles intended for reference only.*

Color	Code	Description
	CP	Polished Chrome
	VS	Vibrant® Stainless
	2BZ	Oil-Rubbed Bronze



## Technical Information

All product dimensions are nominal.

Drain included: No

### Spout:

Spout reach: 9" (228 mm)

## Notes

Install this product according to the installation instructions.

**REQUIRED:** Unswitched power outlet (120 V AC) located below the sink and within 5' (1.5 m) of the control box. (Garbage disposals typically use switched outlets and are not recommended.)

ADA complaint for faucet handles only.

ADA, CSA B651 compliant when installed to the specific requirements of these regulations.