

### SOLDER JOINT PRESSURE FITTINGS

#### ADAPTER

FEMALE WC-402 C x F 

Part	Size	Box	Ctn	Wt	List
W 01207	1/8	100	1500	0.04	11.54
W 01215	1/4	50	750	0.04	9.91
W 01225	3/8	50	750	0.07	10.16
WB01231	1/2	50	500	0.10	5.11
WB01246	3/4	25	250	0.14	7.01
WB01263	1	10	100	0.25	16.20
W 01271	1-1/4	10	100	0.45	23.48
W 01279	1-1/2	10	100	0.53	36.73
W 01287	2	-	50	0.57	49.88
W 01296	2-1/2	-	25	1.22	181.67
W 01297	3	-	15	1.83	258.90

#### REDUCING

W 01204	1/8 x 1/2	100	300	0.10	8.82
W 01205	x 3/8	100	700	0.05	9.47
W 01206	x 1/4	100	900	0.04	12.02
W 01214	1/4 x 3/8	50	750	0.06	9.46
W 01216	x 1/8	100	1500	0.03	11.01
W 01223	3/8 x 3/4	50	300	0.16	13.38
W 01224	x 1/2	50	500	0.10	10.43
W 01226	x 1/4	50	750	0.06	8.77
WB01230	1/2 x 3/4	25	250	0.16	11.06
W 01232	x 3/8	50	500	0.07	7.95
W 01233	x 1/4	50	500	0.06	7.95
W 01238	5/8 x 3/4	50	500	0.15	12.09
W 01239	x 1/2	50	500	0.09	15.39
W 01245	3/4 x 1	25	250	0.27	23.72
W 01247	x 1/2	25	250	0.11	11.06
W 01261	1 x 1-1/4	10	100	0.28	42.20
W 01264	x 3/4	25	250	0.22	23.72
W 01265	x 1/2	20	200	0.25	29.67
W 01270	1-1/4 x 1-1/2	10	100	0.50	50.16
W 01272	x 1	10	100	0.33	49.64
W 01278	1-1/2 x 2	-	60	0.74	93.24
W 01280	x 1-1/4	5	50	0.39	54.59
W 01288	2 x 1-1/2	5	50	0.74	81.19

#### ADAPTER

FITTING WC-405 FTG x F 

Part	Size	Box	Ctn	Wt	List
W 01525	3/8	50	750	0.05	13.31
W 01531	1/2	50	450	0.11	10.18
W 01546	3/4	25	250	0.17	13.15
W 01563	1	25	250	0.24	23.49
W 01571	1-1/4	10	100	0.40	37.59
W 01579	1-1/2	10	100	0.46	49.35
W 01587	2	-	50	0.65	65.59
W 01596	2-1/2	-	25	1.20	353.68

#### REDUCING

W 01514	1/4 x 3/8	50	750	0.06	15.59
W 01524	3/8 x 1/2	50	350	0.10	15.01
W 01526	x 1/4	50	750	0.06	33.62
W 01532	1/2 x 3/8	50	750	0.07	13.74
W 01547	3/4 x 1/2	50	500	0.11	26.58
W 01564	1 x 3/4	25	250	0.18	51.87

#### ADAPTER

MALE WC-401 C x M 

Part	Size	Box	Ctn	Wt	List
W 01107	1/8	50	2400	0.02	19.36
W 01115	1/4	50	1200	0.03	15.21
W 01125	3/8	50	500	0.06	7.56
WB01131	1/2	50	500	0.06	3.21
WB01146	3/4	25	250	0.13	5.40
WB01163	1	10	100	0.24	13.95
W 01171	1-1/4	10	100	0.41	20.45
W 01179	1-1/2	10	100	0.51	23.48
W 01187	2	5	50	0.57	39.76
W 01196	2-1/2	-	20	1.26	152.28
W 01199	3	-	20	1.70	189.38
W 01150	4	-	16	3.71	256.61

#### REDUCING

W 01105	1/8 x 3/8	50	750	0.06	17.78
W 01106	x 1/4	50	1200	0.03	13.77
W 01113	1/4 x 1/2	50	500	0.08	9.39
W 01114	x 3/8	50	750	0.06	18.23
W 01116	x 1/8	50	2000	0.02	13.10
W 01123	3/8 x 3/4	25	250	0.17	11.57
W 01124	x 1/2	50	500	0.09	10.82
W 01126	x 1/4	50	750	0.05	17.82

#### ADAPTER (CONT.)

W 01129	1/2 x 1	15	150	0.30	21.07
WB01130	x 3/4	25	250	0.17	9.39
W 01132	x 3/8	50	500	0.07	8.21
W 01133	x 1/4	25	600	0.06	9.89
W 01138	5/8 x 3/4	25	250	0.14	12.09
W 01139	x 1/2	25	250	0.12	18.16
W 01145	3/4 x 1	10	100	0.29	20.65
W 01147	x 1/2	25	250	0.12	9.39
W 01161	1 x 1-1/2	10	100	0.48	56.59
W 01162	x 1-1/4	10	100	0.39	30.04
W 01164	x 3/4	10	100	0.17	20.65
W 01165	x 1/2	10	100	0.18	25.77
W 01170	1-1/4 x 1-1/2	10	100	0.48	47.75
W 01172	x 1	10	100	0.24	30.54
W 01173	x 3/4	10	100	0.21	35.21
W 01178	1-1/2 x 2	-	50	0.78	89.14
W 01180	x 1-1/4	10	100	0.37	47.55
W 01181	x 1	10	100	0.38	56.47
W 01188	2 x 1-1/2	-	50	0.64	91.90
W 01189	x 1-1/4	-	50	0.57	91.90
W 01197	2-1/2 x 2	-	20	0.98	256.96
W 01198	x 1-1/2	-	22	0.98	262.19

#### ADAPTER

FITTING WC-404 FTG x M 

Part	Size	Box	Ctn	Wt	List
W 01425	3/8	50	750	0.05	13.05
W 01431	1/2	50	500	0.09	14.21
W 01446	3/4	50	500	0.15	18.29
W 01463	1	25	250	0.23	23.25
W 01471	1-1/4	10	100	0.41	71.13
W 01479	1-1/2	10	100	0.49	86.19
W 01487	2	-	50	0.76	139.31
W 01496	2-1/2	-	20	1.95	304.11

#### REDUCING

W 01432	1/2 x 3/8	50	750	0.06	32.84
W 01447	3/4 x 1/2	50	500	0.13	34.26
W 01464	1 x 3/4	25	250	0.19	38.03

#### AIR CHAMBER

WA-515 FTG 

Part	Size	Box	Ctn	Wt	List
W 06000	1/2 x 6	-	100	0.22	13.41
W 06001	x 12	-	50	0.42	20.14
W 06002	3/4 x 12	-	72	0.41	24.90

#### BUSHING

FLUSH WC-106 FTG 


Part	Size	Box	Ctn	Wt	List
W 01706	1/4 x 1/8	100	4000	0.01	2.55
W 01712	3/8 x 1/4	100	3400	0.01	2.52
W 01714	x 1/8	100	2400	0.02	2.88
W 01715	1/2 x 3/8	100	1500	0.02	3.20
W 01717	x 1/4	100	1500	0.04	3.64
W 01720	5/8 x 1/2	50	750	0.03	3.89
W 01721	x 3/8	50	750	0.06	4.74
W 01722	x 1/4	50	750	0.08	4.41
W 01725	3/4 x 5/8	50	500	0.04	6.21
W 01726	x 1/2	50	500	0.07	5.94
W 01727	x 3/8	50	500	0.11	6.75
W 01737	1 x 3/4	50	500	0.12	9.10
W 01738	x 5/8	50	500	0.18	10.53
W 01739	x 1/2	25	250	0.22	10.25
W 01743	1-1/4 x 1	10	200	0.16	11.18
W 01745	x 3/4	10	200	0.30	13.93
W 01750	1-1/2 x 1-1/4	10	100	0.22	14.71
W 01751	x 1	10	100	0.41	15.82
W 01758	2 x 1-1/2	10	100	0.68	42.20
W 01759	x 1-1/4	5	50	0.94	47.73
W 01767	2-1/2 x 2	-	50	0.92	273.87

#### BUSHING

FLUSH WC-417 (BRASS) \*\*\*Call for net prices FTG X F 


Part	Size	Box	Ctn	Wt	List
A 07813	1/2 x 1/4	50	1200	0.02	9.32
A 07812	x 1/8	100	1600	0.04	8.87
A 07814	3/4 x 3/8	50	450	0.08	21.56
A 07815	1 x 1/2	50	300	0.17	32.85
A 07816	1-1/4 x 3/4	10	160	0.25	56.13
A 07817	1-1/2 x 1	10	90	0.34	58.85
A 07819	2 x 1-1/2	10	90	0.48	64.45

#### CAP

WC-415 C 

Part	Size	Box	Ctn	Wt	List
W 07002	1/8	50	2000	-	2.15
W 07004	1/4	50	2000	0.01	1.34
W 07006	3/8	50	1000	0.01	2.13
WB07007	1/2	50	1000	0.02	1.12
W 07008	5/8	50	2000	0.03	2.46
WB07009	3/4	25	1000	0.04	2.08
WB07011	1	10	500	0.08	4.94
W 07012	1-1/4	25	250	0.11	6.54
W 07013	1-1/2	25	250	0.18	9.58
W 07014	2	-	100	0.30	17.66
W 07015	2-1/2	-	50	0.48	56.41
W 07016	3	-	50	0.73	72.67
W 07017	3-1/2	-	25	1.15	216.08
W 07018	4	-	20	1.50	137.07

#### COUPLING

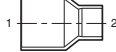
NO STOP WC-400NS C x C 

Part	Size	Box	Ctn	Wt	List
W 01900	1/8	100	4000	-	2.16
W 01901	1/4	50	2000	0.01	0.88
W 01902	3/8	50	1700	0.01	3.04
W 01903	1/2	100	1000	0.03	1.54
W 01904	5/8	25	375	0.04	4.60
W 01905	3/4	50	500	0.06	3.20
W 01906	1	25	250	0.11	6.75
W 01907	1-1/4	25	250	0.15	10.08
W 01908	1-1/2	10	100	0.25	13.61
W 01909	2	-	75	0.40	23.02
W 01910	2-1/2	-	50	0.66	30.12
W 01911	3	-	25	1.03	55.37
W 01913	4	-	15	2.15	106.10

**COUPLING**

**REDUCING WC-400R**

**C x C**




Part	Size	Box	Ctn	Wt	List
W 01011	1/4 x 1/8	50	2000	0.01	7.24
W 01019	3/8 x 1/4	50	1700	0.01	2.37
W 01021	x 1/8	50	1200	0.02	3.19
W 01023	1/2 x 3/8	100	1000	0.03	2.43
W 01025	x 1/4	100	1000	0.03	2.95
W 01027	x 1/8	100	1000	0.03	3.27
W 01029	5/8 x 1/2	100	600	0.05	5.94
W 01030	x 3/8	100	600	0.04	7.35
W 01031	x 1/4	100	600	0.04	6.50
W 01035	3/4 x 5/8	100	1000	0.06	4.20
WB01036	x 1/2	25	500	0.08	4.15
W 01037	x 3/8	50	500	0.06	5.24
W 01038	x 1/4	50	500	0.06	5.15
W 01049	1 x 3/4	25	250	0.13	7.69
W 01050	x 5/8	25	250	0.11	8.21
W 01051	x 1/2	25	250	0.11	9.08
W 01052	x 3/8	25	250	0.11	9.39
W 01056	1-1/4 x 1	10	100	0.20	10.68
W 01058	x 3/4	10	100	0.17	10.68
W 01060	x 1/2	10	100	0.17	11.10
W 01064	1-1/2 x 1-1/4	10	100	0.23	17.69
W 01065	x 1	10	100	0.23	17.69
W 01067	x 3/4	10	100	0.24	17.69
W 01069	x 1/2	10	100	0.22	18.78
W 01073	2 x 1-1/2	-	100	0.43	27.35
W 01074	x 1-1/4	-	100	0.43	27.35
W 01075	x 1	-	100	0.46	28.84
W 01077	x 3/4	-	100	0.40	29.39
W 01079	x 1/2	-	75	0.41	30.59
W 01083	2-1/2 x 2	-	50	0.65	60.48
W 01084	x 1-1/2	-	50	0.75	61.76
W 01085	x 1-1/4	-	50	0.70	69.79
W 01086	x 1	-	50	0.71	70.24
W 01093	3 x 2-1/2	-	25	1.06	74.77
W 01094	x 2	-	25	1.10	73.24
W 01095	x 1-1/2	-	25	1.01	81.83
W 10101	3-1/2 x 3	-	25	1.22	126.54
W 10108	4 x 3-1/2	-	20	1.87	174.51
W 10109	x 3	-	20	0.76	153.42
W 10110	x 2-1/2	-	15	1.88	174.51
W 10111	x 2	-	20	1.97	167.79
W 10116	5 x 4	-	1	3.31	599.15
W 10123	6 x 4	-	1	4.82	928.19
W 10124	x 3	-	1	4.85	928.19

**COUPLING**

**CROSS OVER WC-412**

**C x C**




Part	Size	Box	Ctn	Wt	List
A 02535	1/2	5	100	0.12	25.91
A 02583	3/4	5	50	0.26	98.02

**45° ELBOW**

**WE-504**

**C x C**




Part	Size	Box	Ctn	Wt	List
W 03005	1/8	50	2000	0.01	11.00
W 03012	1/4	50	2800	0.01	8.21
W 03021	3/8	50	850	0.03	7.02
WB03026	1/2	50	500	0.04	2.83
W 03030	5/8	50	500	0.06	12.31
WB03034	3/4	25	250	0.09	4.94
WB03044	1	10	200	0.16	12.40
W 03050	1-1/4	10	100	0.25	16.61
W 03055	1-1/2	10	100	0.36	20.01
W 03059	2	10	50	0.60	33.41
W 03063	2-1/2	5	25	1.00	71.19
W 03067	3	2	20	1.53	99.32
W 03070	3-1/2	2	10	2.81	170.65
W 03073	4	-	5	3.14	211.63
W 03074	5	-	1	6.56	767.42
W 03075	6	-	1	10.64	1209.67

**45° ELBOW**

**STREET WE-505**

**FTG x C**




Part	Size	Box	Ctn	Wt	List
W 03312	1/4	100	3400	0.01	12.23
W 03321	3/8	100	1500	0.03	9.59
WB03326	1/2	50	500	0.03	3.37
W 03330	5/8	50	500	0.06	19.57
WB03334	3/4	25	250	0.09	4.98
W 03344	1	25	250	0.15	16.37
W 03350	1-1/4	10	100	0.24	20.45
W 03355	1-1/2	10	100	0.33	25.01
W 03359	2	5	50	0.61	39.76
W 03363	2-1/2	2	20	1.05	94.50
W 03368	3	2	10	1.52	120.37
W 03373	4	-	5	3.11	590.63

**45° ELBOW**

**WE-507**

**FTG x FTG**




Part	Size	Box	Ctn	Wt	List
W 03621	3/8	50	1700	0.02	18.20
W 03626	1/2	50	750	0.04	19.15
W 03634	3/4	25	250	0.10	21.50
W 03644	1	10	100	0.18	18.20

**90° ELBOW**

**SHORT RADIUS WE-500**

**C x C**



Part	Size	Box	Ctn	Wt	List
W 02003	1/8	50	2000	0.01	4.37
W 02009	1/4	50	1700	0.02	4.60
W 01617	3/8	50	750	0.03	4.37
WB01622	1/2	50	500	0.04	1.54
W 02028	5/8	50	500	0.08	9.34
WB01634	3/4	25	250	0.09	3.45
WB01647	1	10	100	0.18	8.47
W 02084	1-1/4	10	100	0.30	12.67
W 02085	1-1/2	10	100	0.42	19.76
W 02086	2	10	50	0.76	36.01
W 02087	2-1/2	5	25	1.19	72.06
W 02088	3	5	25	1.88	90.53
W 02089	3-1/2	2	10	2.77	316.42
W 02090	4	2	10	4.00	231.73
W 02096	5	-	1	8.59	908.59
W 02097	6	-	1	13.73	1211.47
W 02099	8	-	1	27.00	4484.39


**REDUCING**

Part	Size	Box	Ctn	Wt	List
W 02011	1/4 x 1/8	50	750	0.02	12.05
W 02019	3/8 x 1/4	50	750	0.03	7.58
W 02023	1/2 x 3/8	50	500	0.05	12.86
W 02025	x 1/4	50	500	0.05	12.86
W 02029	5/8 x 1/2	50	500	0.06	11.64
W 02030	x 3/8	50	500	0.07	10.00
W 02035	3/4 x 5/8	50	500	0.11	8.73
W 02036	x 1/2	50	500	0.11	8.93
W 02037	x 3/8	50	500	0.11	9.84
W 02049	1 x 3/4	25	250	0.17	16.37
W 02050	x 5/8	25	250	0.16	18.70
W 02051	x 1/2	25	250	0.18	18.29
W 02052	x 3/8	25	150	0.20	19.12
W 02056	1-1/4 x 1	20	200	0.32	41.30
W 02077	1-1/2 x 1-1/4	5	100	0.33	54.29
W 02078	2 x 1-1/2	5	50	0.60	73.11

**90° ELBOW**

**LONG RADIUS WE-500L**

**C x C**



Part	Size	Box	Ctn	Wt	List
W 02715	1/8	50	2000	0.01	8.21
W 02716	1/4	50	1700	0.02	6.18
W 02717	3/8	50	500	0.04	7.79
W 02722	1/2	50	500	0.06	7.00
W 02728	5/8	50	500	0.09	7.08
W 02734	3/4	25	250	0.13	9.05
W 02747	1	10	100	0.27	14.56
W 02055	1-1/4	10	100	0.42	23.62
W 02063	1-1/2	5	50	0.60	31.43
W 02072	2	5	25	1.23	83.43
W 02082	2-1/2	5	25	2.05	132.08
W 02092	3	2	10	3.13	174.87
W 02093	3-1/2	1	5	5.53	629.61
W 02095	4	-	1	7.98	468.46


**REDUCING**

Part	Size	Box	Ctn	Wt	List
W 02711	1/4 x 1/8	50	3000	0.01	22.66
W 02723	1/2 x 3/8	50	1000	0.04	19.28
W 02725	x 1/4	50	1000	0.03	18.31
W 02735	3/4 x 5/8	25	250	0.12	21.75
W 02736	x 1/2	50	500	0.09	21.31
W 02749	1 x 3/4	10	100	0.17	32.45
W 02756	1-1/4 x 1	10	100	0.31	36.93
W 02058	x 3/4	10	100	0.37	35.77
W 02060	x 1/2	10	100	0.37	36.50
W 02064	1-1/2 x 1-1/4	5	50	0.44	57.46
W 02065	x 1	5	50	0.52	57.45
W 02067	x 3/4	5	50	0.51	57.45
W 02073	2 x 1-1/2	2	20	0.98	91.30
W 02074	x 1-1/4	2	20	0.94	93.64
W 02075	x 1	2	20	0.97	93.64

**90° ELBOW**

**STREET SHORT RADIUS WE-503**

**FTG x C**




Part	Size	Box	Ctn	Wt	List
W 02305	1/8	50	2000	0.01	8.19
W 02312	1/4	50	1700	0.02	8.07
W 02321	3/8	50	750	0.03	5.57
WB01652	1/2	50	500	0.04	2.35
W 02330	5/8	25	250	0.09	9.65
WB01654	3/4	25	250	0.10	4.98
W 02334	3/4	25	250	0.11	10.59
WB02344	1	10	100	0.22	12.88
W 02384	1-1/4	25	125	0.29	19.32
W 02385	1-1/2	10	100	0.44	25.31
W 02386	2	10	50	0.77	55.13
W 02387	2-1/2	5	25	1.23	94.11
W 02388	3	2	20	1.94	131.90
W 02389	3-1/2	1	10	2.78	510.19
W 02390	4	2	10	4.03	303.04

**90° ELBOW**

**STREET LONG RADIUS WE-503L**

**FTG x C**




Part	Size	Box	Ctn	Wt	List
W 02809	1/4	50	1700	0.02	7.32
W 02817	3/8	50	500	0.04	14.31
W 02822	1/2	50	500	0.06	10.52
W 02828	5/8	25	250	0.09	12.44
W 02834	3/4	25	250	0.13	12.57
W 02847	1	10	100	0.26	21.41
W 02350	1-1/4	10	100	0.42	31.29
W 02355	1-1/2	5	50	0.60	44.64
W 02359	2	5	25	1.23	72.78
W 02363	2-1/2	5	25	2.08	140.32
W 02368	3	2	10	3.12	211.62
W 02393	3-1/2	1	5	5.52	740.95
W 02395	4	-	1	8.07	670.21

**90° ELBOW**

**SHORT RADIUS WE-506**

**FTG x FTG**



Part	Size	Box	Ctn	Wt	List
W 02612	1/4	50	2800	0.02	14.06
W 02621	3/				

HANGER					
HI-EAR					
W-124 C					
Part	Size	Box	Ctn	Wt	List
A 03167	1/2	100	1000	0.03	7.48
A 03168	3/4	25	500	0.04	11.04
A 03171	1	25	250	0.04	13.86



PLUG					
WC-416					
(SIZES 1/8 THRU 1 1/2 BRASS)					
ROD FTG					
Part	Size	Box	Ctn	Wt	List
A 01402	1/8	50	500	0.01	11.95
A 01422	1/4	100	4000	0.01	11.95
A 01392	3/8	50	2000	0.02	14.07
A 01504	1/2	50	1200	0.03	18.98
A 01529	3/4	50	600	0.07	13.93
A 01556	1	25	375	0.12	24.68
A 01590	1-1/4	15	180	0.20	32.53
A 01628	1-1/2	10	120	0.28	43.83



RETURN BEND					
WE-512 C x C					
Part	Size	Box	Ctn	Wt	List
W 06025	1/4 x 4-1/2	25	150	0.10	10.33
W 06020	x 1-1/2	25	850	0.02	5.88
W 06048	3/8 x 6	-	100	0.21	15.93
W 06045	x 4	-	200	0.14	7.50
W 06041	x 3	25	250	0.11	7.30
W 06036	x 2	50	300	0.06	7.64
W 06035	x 1-29/32	50	300	0.08	7.30
W 06032	x 1-1/2	50	500	0.06	7.88
W 06069	1/2 x 6	5	30	0.30	19.51
W 06062	x 3-3/8	10	100	0.18	22.99
W 06060	x 3	25	150	0.16	12.12
W 06058	x 2-1/2	25	250	0.14	12.90
W 06056	x 2-1/4	25	250	0.13	24.50
W 06053	x 1-7/8	25	250	0.11	12.88
W 06051	x 1-9/16	25	250	0.10	12.88
W 06084	5/8 x 4	-	120	0.25	26.97
W 06081	x 3-3/8	10	90	0.24	26.97
W 06077	x 2-1/2	10	100	0.17	27.82
W 06074	x 2-1/8	10	100	0.16	30.45
W 06073	x 2	10	100	0.15	30.45
W 06099	3/4 x 12	-	15	0.88	45.21
W 06095	x 3-3/8	10	100	0.29	29.81
W 06092	x 2-1/2	10	100	0.23	22.97
W 60111	1 x 3-1/4	5	50	0.49	53.34
W 60110	x 3	5	50	0.47	46.39
W 60121	1-1/4 x 3-3/4	5	50	0.65	84.50
W 60131	1-1/2 x 4-1/2	5	25	1.00	95.78
W 60140	2 x 5-1/2	5	25	1.92	249.95



P-TRAP					
SUCTION LINE					
WE-554P C x C					
Part	Size	Box	Ctn	Wt	List
W 60999	1/2	10	50	0.38	46.35
W 61008	5/8	10	50	0.51	69.09
W 61000	3/4	5	25	0.63	51.57
W 61001	1	3	15	0.87	78.37
W 61002	1-1/4	4	20	1.16	141.05
W 61003	1-1/2	4	4	2.28	214.15
W 61009	2	-	3	3.87	438.40





TEE					
WT-600					
C x C x C					
Part	Size	Box	Ctn	Wt	List
W 40306	1/8	100	2400	0.01	8.71
W 04000	1/4	50	1700	0.02	9.20
W 04001	3/8	50	500	0.04	7.38
WB04006	1/2	50	500	0.07	2.62
W 04017	5/8	25	250	0.12	16.90
WB04031	3/4	25	200	0.16	6.33
WB04048	1	10	100	0.29	19.57
W 04068	1-1/4	5	50	0.42	26.48
W 04084	1-1/2	5	50	0.60	40.82
W 40102	2	5	25	1.14	63.65
W 40123	2-1/2	2	20	1.72	128.43
W 40152	3	2	10	2.77	184.26
W 40190	3-1/2	1	5	5.66	533.57
W 40200	4	1	5	9.99	445.94
W 40400	5	-	1	12.38	1366.57
W 40500	6	-	1	20.85	1867.59
W 40525	8	-	1	36.81	7209.56





REDUCING					
Part	Size	Box	Ctn	Wt	List
W 40368	1/8 x 1/8 x 1/4	50	750	0.03	23.08
W 04016	1/4 x 1/4 x 1/2	50	500	0.08	17.26
W 04005	x 3/8	50	500	0.04	21.68
W 04034	x 1/8	50	1700	0.02	14.80
W 40330	x 1/8 x 1/4	50	500	0.02	19.50
W 40332	x 1/8	50	1700	0.02	20.31
W 04015	3/8 x 3/8 x 1/2	50	500	0.09	14.13
W 04002	x 1/4	50	500	0.04	14.62
W 40350	x 1/8	50	500	0.04	14.62
W 04003	x 1/4 x 3/8	50	500	0.05	22.17
W 04004	x 1/4	50	500	0.04	20.68

W 40358	x 1/8	50	750	0.04	27.52
W 40363	x 1/8 x 3/8	50	750	0.05	27.21
W 40364	x 1/4	50	750	0.04	28.58
W 40366	x 1/8	50	450	0.05	27.21
W 04067	1/2 x 1/2 x 1	10	100	0.35	25.98
W 04047	x 3/4	25	250	0.11	12.16
W 04029	x 5/8	25	250	0.10	45.17
W 04007	x 3/8	50	500	0.08	13.52
W 04008	x 1/4	50	500	0.06	13.52
W 04014	x 1/8	50	500	0.08	15.98
W 04009	x 3/8 x 1/2	50	500	0.09	18.60
W 04010	x 3/8	50	500	0.08	18.91
W 04011	x 1/4	50	500	0.08	17.59
W 04012	x 1/4 x 1/2	50	500	0.09	17.59
W 04067	x 3/8	50	500	0.08	24.21
W 04013	x 1/4	50	500	0.09	17.59
W 04046	5/8 x 5/8 x 3/4	25	250	0.15	26.04
W 04018	x 1/2	25	250	0.10	27.25
W 04019	x 3/8	25	250	0.10	27.25
W 04020	x 1/4	25	250	0.10	27.25
W 04021	x 1/2 x 5/8	25	225	0.13	27.48
W 04022	x 1/2	25	250	0.11	27.48
W 04023	x 3/8	25	225	0.11	31.76
W 04025	x 3/8 x 5/8	25	250	0.15	28.95
W 04026	x 1/2	25	225	0.14	28.39
W 04027	x 3/8	25	250	0.11	28.39
W 04065	3/4 x 3/4 x 1	10	100	0.22	21.28
W 04032	x 5/8	25	250	0.17	7.13
WB04033	x 1/2	25	250	0.12	6.09
W 04034	x 3/8	25	250	0.11	8.49
W 04035	x 1/4	25	250	0.11	8.71
W 04036	x 5/8 x 3/4	25	250	0.19	15.05
W 04037	x 5/8	25	250	0.17	13.51
WB04041	x 1/2 x 3/4	25	250	0.16	7.47
W 04042	x 5/8	25	150	0.17	8.62
WB04043	x 1/2	25	250	0.13	7.47
W 04044	x 3/8	25	250	0.12	12.59
W 04045	x 1/4	25	225	0.15	12.59
W 40230	x 3/8 x 3/4	25	250	0.19	14.48
W 40231	x 1/2	25	250	0.17	11.57
W 40232	x 3/8	25	250	0.12	14.03
W 40101	1 x 1 x 1-1/2	5	50	0.47	61.78
W 04082	x 1-1/4	5	50	0.31	43.67
WB04049	x 3/4	10	100	0.24	19.64
W 04050	x 5/8	10	100	0.27	28.95
WB04051	x 1/2	10	100	0.21	19.64
W 04052	x 3/8	10	100	0.19	24.05
W 04055	1x3/4x1	10	100	0.30	23.35
W 04056	x 3/4	10	100	0.25	23.35
W 04057	x 5/8	10	90	0.43	26.91
W 04058	x 1/2	10	100	0.23	23.35
W 04059	x 3/8	10	100	0.21	56.83
W 40233	x 5/8 x 1	10	100	0.33	24.49
W 40234	x 3/4	10	90	0.30	26.94
W 40235	x 5/8	10	100	0.31	26.95
W 40236	x 1/2	10	90	0.35	26.96
W 04061	x 1/2 x 1	10	100	0.30	23.35
W 04062	x 3/4	10	100	0.28	24.59
W 04063	x 1/2	10	100	0.21	23.35
W 40122	1-1/4x1-1/4 x2	2	20	0.89	127.43
W 40100	x 1-1/2	5	50	0.49	61.99
W 04069	x 1	5	50	0.41	28.61
W 04070	x 3/4	5	50	0.35	28.61
W 04071	x 1/2	5	50	0.32	28.61
W 04072	x 3/8	5	50	0.29	33.29
W 04073	x 1 x 1-1/4	5	50	0.48	37.59
W 04074	x 1	5	50	0.46	36.73
W 04075	x 3/4	5	50	0.38	36.73
W 04076	x 1/2	5	50	0.36	37.59
W 04078	x 3/4 x 1-1/4	5	50	0.45	36.73
W 04079	x 1	5	50	0.46	39.55
W 04080	x 3/4	5	50	0.37	36.73
W 04081	x 1/2	5	50	0.34	41.06
W 04083	1/2 x 1-1/4	5	50	0.57	37.59
W 40121	1-1/2x1-1/2x2	2	20	1.21	118.61
W 04085	x 1-1/4	5	50	0.57	30.38
W 04086	x 1	5	50	0.52	30.38
W 04087	x 3/4	5	50	0.47	30.38
W 04088	x 1/2	5	50	0.42	30.38
W 04089	x 3/8	5	50	0.41	35.00
W 04090	1x1-1/4x1-1/2	5	50	0.68	64.71
W 04091	x 1-1/4	5	50	0.69	62.18
W 04092	x 1	5	50	0.57	60.94
W 04093	x 3/4	5	50	0.57	62.18
W 04094	x 1/2	5	50	0.45	64.71
W 04095	x 1 x 1-1/2	5	50	0.68	62.18
W 04096	x 1-1/4	5	50	0.65	64.71
W 04097	x 1	5	50	0.61	60.94
W 04098	x 3/4	5	50	0.56	62.18
W 40237	x 1/2	5	30	0.45	64.71


TEE						
FITTING WT-600F						
C x FTG x C 						
Part	Size	Box	Ctn	Wt	List	
W 04106	1/2	50	300	0.10	10.14	
W 04131	3/4	25	150	0.19	15.83	


UNION						
WC-407						
C x C 						
Part	Size	Box	Ctn	Wt	List	
W 08001	1/4	25	250	0.12	26.36	
W 08002	3/8	25	250	0.11	27.70	
W 08003	1/2	25	250	0.16	16.76	
W 08004	3/4	25	150	0.37	21.07	
W 08005	1	10	100	0.52	35.45	


COPPER TUBE STRAP						
2-HOLE WS-1100 						
Part	Size	Box	Ctn	Wt	List	
A 01203	1/8	100	4,000	0.01	0.79	
A 01278	1/4	100	5,600	0.01	0.79	
A 01366	3/8	100	3,400	0.01	0.81	
A 02529	1/2	100	1,500	0.01	0.88	
A 01467	5/8	100	2,000	0.01	0.86	
A 02574	3/4	50	750	0.01	1.48	
A 02614	1	50	750	0.02	1.56	
A 02650	1-1/4	50	500	0.04	1.86	
A 02675	1-1/2	50	500	0.05	2.22	
A 02708	2	50	500	0.06	2.47	


PERFORATED COPPER STRAP						
WS-1101 						
Part	Size	Box	Ctn	Wt	List	
A 01211	25 Ft.Roll	1	10	1.63	106.74	

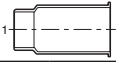
**SOLDER JOINT DWV FITTINGS**


ADAPTER						
TRAP DW-724F						
FTG x SJ 						
Part	Size	Box	Ctn	Wt	List	
A 11564	1-1/2x1-1/2 OD	10	100	0.28	33.75	
REDUCING						
A 11566	1-1/2x1-1/4 OD	10	100	0.26	35.89	


ADAPTER						
TRAP DW-724						
C x SJ 						
Part	Size	Box	Ctn	Wt	List	
A 11355	1-1/4x1-1/4 OD	25	250	0.22	24.84	
A 11356	1-1/2x1-1/2 OD	10	200	0.33	27.21	
REDUCING						
A 11383	1-1/2x1-1/4 OD	10	200	0.40	37.40	


ADAPTER						
TRAP DW-757						
F x SJ 						
Part	Size	Box	Ctn	Wt	List	
A 11409	1-1/4x1-1/4 OD	10	100	0.34	33.25	
A 11410	1-1/2x1-1/2 OD	10	100	0.40	40.70	
REDUCING						
A 11411	1-1/2x1-1/4 OD	10	100	0.40	38.76	


ADAPTER						
TRAP DW-756						
M x SJ 						
Part	Size	Box	Ctn	Wt	List	
A 11405	1-1/4x1-1/4 OD	10	100	0.42	34.00	
A 11406	1-1/2x1-1/2 OD	10	100	0.52	36.20	
REDUCING						
A 11407	1-1/2x1-1/4 OD	10	100	0.53	40.06	


ADAPTER						
SOIL PIPE DW-733						
C x SPIGOT 						
Part	Size	Box	Ctn	Wt	List	
W 07122	2	5	100	0.43	30.23	
W 07133	3	5	40	1.12	95.13	
REDUCING						
W 07112	x 2	5	50	0.61	61.16	


ADAPTER						
FEMALE DW-753						
C x F 						
Part	Size	Box	Ctn	Wt	List	
W 07221	1-1/2	10	100	0.25	19.32	
W 07222	2	10	100	0.41	36.07	


ADAPTER						
DW-754						
FTG x F 						
Part	Size	Box	Ctn	Wt	List	
W 07240	1-1/4	10	100	0.19	19.07	


ADAPTER						
DW-732						
C x M 						
Part	Size	Box	Ctn	Wt	List	
A 07012	1-1/4	25	250	0.35	21.22	
A 07054	1-1/2	10	100	0.44	23.11	
A 07094	2	10	100	0.52	29.28	
REDUCING						
W 07235	1-1/4 x 1-1/2	10	100	0.37	30.04	


BUSHING						
EXTENDED DW-742						
FTG x C 						
Part	Size	Box	Ctn	Wt	List	
W 07235	1-1/4 x 1-1/2	10	100	0.37	30.04	
W 07358	2 x 1-1/2	100	100	0.22	14.19	
W 07359	x 1-1/4	100	100	0.18	15.69	
W 07377	3 x 2	50	47	0.47	56.60	
W 07378	x 1-1/2	50	44	0.44	89.55	
W 07379	x 1-1/4	50	50	0.50	50.81	
W 07387	4 x 3	25	0.89	89.88		
W 07389	x 2	25	1.03	115.12		


CLOSET FLANGE						
DW-734						
C x CLOSET 						
Part	Size	Box	Ctn	Wt	List	
W 07834	3 x 4	5	50	0.83	54.65	
W 07844	4 x 4	5	40	0.67	93.68	


COUPLING						
DW-741						
C x C 						
Part	Size	Box	Ctn	Wt	List	
W 07055	1-1/4	25	150	0.09	6.89	
W 07063	1-1/2	25	250	0.11	8.55	
W 07072	2	100	100	0.13	11.89	
W 07092	3	50	47	0.47	21.64	
W 70107	4	25	1.03	68.90		
REDUCING						
W 07073	2 x 1-1/2	100	0.17	16.04		
W 07074	x 1-1/4	100	0.18	13.02		
W 07094	3 x 2	50	0.52	47.99		
W 07095	x 1-1/2	50	0.52	50.30		
W 07096	x 1-1/4	50	0.70	50.47		
W 70109	4 x 3	25	0.93	91.27		
W 70106	x 2	25	1.38	91.27		


REPAIR COUPLING						
DW-741NS						
C x C 						
Part	Size	Box	Ctn	Wt	List	
W 07907	1-1/4	25	225	0.07	10.07	
W 07908	1-1/2	25	250	0.11	10.14	
W 07909	2	75	0.19	13.90		
W 07911	3	50	0.34	23.79		


45° ELBOW						
DW-204						
C x C 						
Part	Size	Box	Ctn	Wt	List	
W 07420	1-1/4	25	250	0.14	13.55	
W 07421	1-1/2	25	125	0.20	11.21	
W 07422	2	50	0.33	25.78		
W 07423	3	25	0.84	51.40		


45° ELBOW						
(STREET) DW-205						
FTG x C 						
Part	Size	Box	Ctn	Wt	List	
W 07430	1-1/4	25	250	0.17	20.86	
W 07431	1-1/2	25	125	0.20	15.69	
W 07432	2	50	0.32	32.00		
W 07433	3	25	0.81	72.34		


90° ELBOW						
DW-200						
C x C 						
Part	Size	Box	Ctn	Wt	List	
W 07400	1-1/4	25	125	0.25	14.71	
W 07401	1-1/2	20	100	0.24	22.05	
W 07403	2	50	0.71	28.76		
W 07404	3	15	1.66	66.91		


90° ELBOW						
LONG TURN D-700LT						
C x C 						
Part	Size	Box	Ctn	Wt	List	
A 07209	1-1/2	5	100	0.41	37.74	
A 07202	2	5	40	0.62	53.48	


90° ELBOW						
EXTRA LONG TURN DW-700XLT						
C x C 						
Part	Size	Box	Ctn	Wt	List	
W 07451	1-1/2	10	50	0.55	38.21	
W 07452	2	5	25	1.11	54.05	
W 07453	3	2	10	2.28	213.34	
W 07454	4	5	5.10	394.07		

90° ELBOW						
DW-203						
FTG x C 						
Part	Size	Box	Ctn	Wt	List	
W 07410	1-1/4	25	125	0.26	26.23	
W 07411	1-1/2	20	100	0.38	20.45	
W 07412	2	50	0.70	39.68		
W 07413	3	15	1.70	79.63		

60° ELBOW						
DW-701						
C x C 						
Part	Size	Box	Ctn	Wt	List	
W 07064	1-1/2	25	250	0.35	26.60	
W 07066	3	2	20	0.95	105.85	

22-1/2° ELBOW						
DW-703						
C x C 						
Part	Size	Box	Ctn	Wt	List	
W 07060	1-1/2	100	0.27	32.34		

TEE						
DW-707						
C x C x C 						
Part	Size	Box	Ctn	Wt	List	
W 07500	1-1/4	20	100	0.37	29.07	
W 07511	1-1/2	20	100	0.52	36.20	
W 07522	2	5	25	0.85	42.21	
W 07533	3	10	2.10	139.62		
REDUCING						
W 07510	1-1/2x1-1/2x1-1/4	10	100	0.51	43.33	
W 07512	x1-1/4x1-1/4	10	100	0.52	84.94	
W 07521	2 x 2 x 1-1/2	5	50	0.75	39.85	
W 07520	x 1-1/4	5	30	0.68	43.70	
W 07524	x1-1/2x1-1/2	5	50	0.87	67.37	
W 07532	3 x 3 x 2	5	25	1.69	109.93	
W 07531	x 1-1/2	5	25	1.45	109.93	
W 07530	x 1-1/4	5	25	0.81	109.93	

TEST CAP						
DW-798T						
C 						
Part	Size	Box	Ctn	Wt	List	