

VSL 400 SERIES (22 Models) RANGE HOOD LINERS

For those who need ventilation performance and desire the commercial style baffle filters, our VSL 400 Series Liner will exceed your expectations.

Experience...

REMOTE CONTROL

- Easy to operate
- Optional automatic 5 minute shut off timer



VSL400 SERIES
22" Depth

EASY CLEANING

- Dishwasher safe commercial baffle filters
- Leading edge design is easy to clean. Eliminates grease traps.
- No unsightly screws to clean around.

QUIET OPERATION

- Rubber-mounted motor & large, squirrel-cage blowers reduce sound and vibration noise (600 CFM & 1200 CFM models)
- Variable or 3-speed motor control (varies by model) reduces blower and air movement sound
- Large, baffle filters reduce air movement sound
- Sound absorbing duct silencers, Neoprene[®] lined sound absorbing fast clamps & dampers available

ENDURING QUALITY

- Internal motor models deliver 600 CFM and 1200 CFM
- Optional in-line blowers delivers 836 CFM or 1266 CFM
- Commercial grade stainless steel (#304 grade with #4 brush finish) and galvanized steel construction
- Oversized baffle filters improve ventilation performance
- Two LED lights brighten cooking area; three on 48", 54" & 60" models
- Performance tested by Energy Systems Laboratory at Texas A&M University

DISTINCTIVE LOW PROFILE DESIGN

- Style complements ALL custom and manufactured wood hood designs
- Electronic touch controls with blue LED lighting, with NEW REMOTE CONTROL (for units with internal blower)
- Metallic control knobs with infinite variable switch for external blower applications
- Simplicity of design preferred by home owners

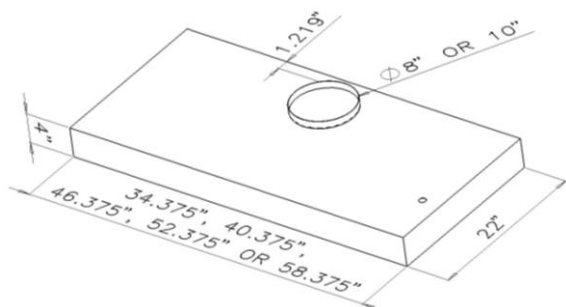
EASY INSTALLATION

- Remote blower models pre-wired for use with most in-line or exterior blowers
- Installs easily in standard size or custom built wood range hoods
- Wiring diagram label for simple electrical connection

VSL 400 SERIES (22 Models) RANGE HOOD LINERS

Pic	CFM	Models Available (by Width)					Sone s	Control	Blower
		34 ³ / ₈ "	40 ³ / ₈ "	46 ³ / ₈ "	52 ³ / ₈ "	58 ³ / ₈ "			
A	-	VSL436-0-22-BF	VSL442-0-22-BF	VSL448-0-22-BF	VSL454-0-22-BF	VSL460-0-22-BF	N/A	Variable	In-Line or Remote Mount Blower
B	600	VSL436622RC	VSL442622RC	VSL448622RC	-	-	7.5	3-Speed	Internal Motor
C	1200	-	VSL4421222RC	VSL4481222RC	VSL4541222RC	VSL4601222RC	8.5	3-Speed	Two Internal Motors

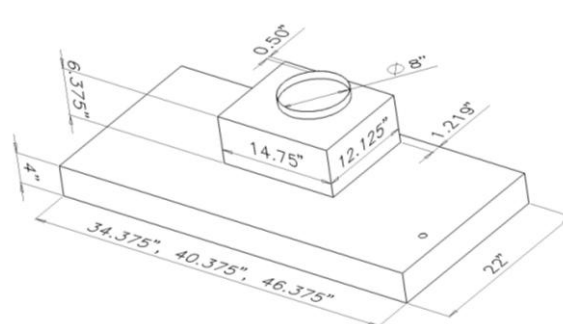
A



Notes:

1. Center of electrical access is 7" from front & 2 ¹/₂" from side of liner. Connection access is behind filters.
2. Vent is 8" (36" widths) or 10" (42" & 48" widths). Damper *not* included.
3. Length & width cutouts should be 1/8" larger than above dimensions.

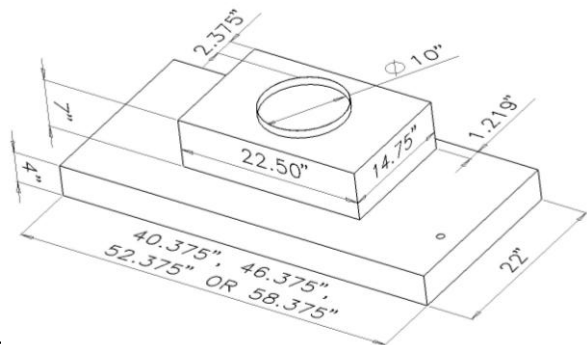
B



Notes:

1. Center of electrical access is 7" from front & 2 ¹/₂" from side of liner. Connection access is behind filters.
2. Damper *not* included.
3. Length & width cutouts should be 1/8" larger than above dimensions.

C



Notes

1. Center of electrical access is 7" from front & 2 ¹/₂" from side of liner. Connection access is behind filters.
2. Damper *not* included.
3. Length & width cutouts should be 1/8" larger than above dimensions.

Trade-Wind Manufacturing, LLC has a policy of continuous improvements and reserves the right to modify (at any time without notice) any or all of its products, features, designs, components and specifications. For further information on installation and wiring, see the installation instructions included with the product or visit us on the web.

For more information please contact your dealer or your Trade-Wind® representative.



TRADE-WIND

800 West Grant Street, Phoenix, AZ 85007
1-800-955-5737
602-900-8500
t-wusa.com



TRADE-WIND

Revised 06/08/18

© Copyright 2018 Trade-Wind Manufacturing, LLC

Proverbs 22:29