

DESIGNER

LIFT

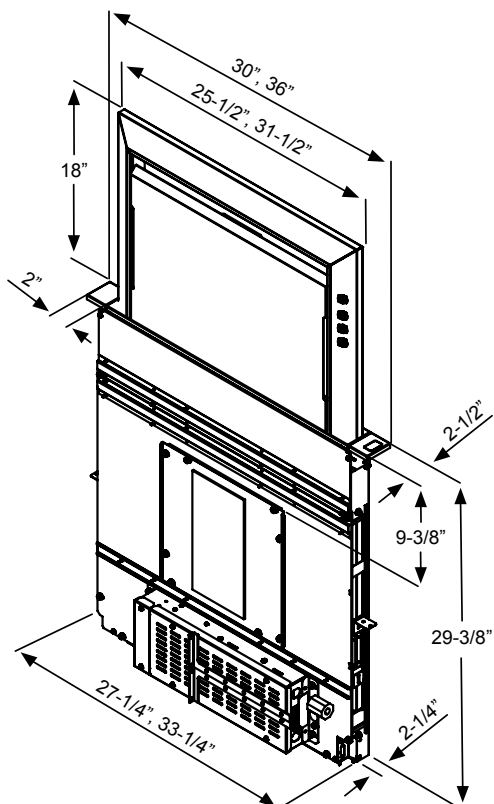
DOWNDRAFT

The Lift Downdraft is everything you want in a luxury ventilation system—power, performance, and good looks. Packed with perks like the dual-level BriteStrip™ LED lighting, Tri-Capture

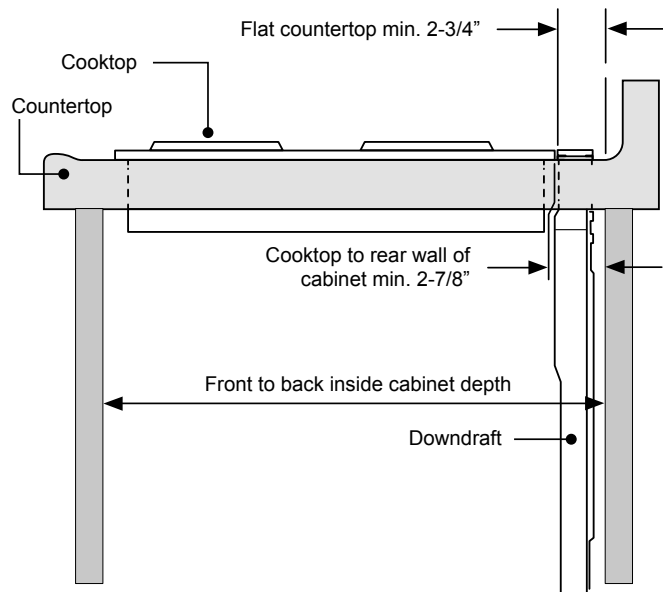
Zones and 4-Way Ducting, the Lift is ready to help you rise to any occasion with the touch of a button.

ZEPHYR

ZEPHYRONLINE.COM



CUTOUT AND CLEARANCE DIMENSIONS



MODEL	DLI-E30ASX	DLI-E36ASX
Stainless Steel		
Size	30"	36"
PERFORMANCE		
Internal/In-Line Blower (DBI-600A)*	200-600 CFM	200-600 CFM
In-Line Blower (PBN-1000A)*	500-1,000 CFM	500-1,000 CFM
External Blower (CBE-1000)*	500-1,000 CFM	500-1,000 CFM
FEATURES		
Controls	Capacitive Touch	Capacitive Touch
Speed Levels	3	3
Auto On/Off**	Yes	Yes
Lighting	BriteStrip™ LED, x1	BriteStrip™ LED, x1
Dual-Level Lighting	Yes	Yes
Filters	Aluminum Mesh x2	Aluminum Mesh x2
Filter Clean Reminder	Yes	Yes
Tri-Capture Zones	Yes	Yes
4-Way Ducting	Yes	Yes
18" Chimney Rise	Yes	Yes
Recirculating Option	Yes	Yes
DUCT SPECIFICATIONS		
Front Ducting	8"(DBI), 10"(PBN/CBE)	8"(DBI), 10"(PBN/CBE)
Left/Right Ducting	1-7/8" x 19" to 8"/10" round	1-7/8" x 19" to 8"/10" round
Rear Ducting	1-7/8" x 19" to 8"/10" round	1-7/8" x 19" to 8"/10" round
Bottom Ducting	1-7/8" x 19" to 8"/10" round	1-7/8" x 19" to 8"/10" round
AC POWER		
Hood w/ DBI-600A	120V, 60Hz, Max. 3A	120V, 60Hz, Max. 3A
Hood w/ PBN-1000A	120V, 60Hz, Max. 4.4A	120V, 60Hz, Max. 4.4A
Hood w/ CBE-1000	120V, 60Hz, Max. 4.3A	120V, 60Hz, Max. 4.3A
OPTIONAL ACCESSORIES		
Recirculating Kit	ZRC-00LF	ZRC-00LF
ADA Compliant Remote Up/Down Control	DDA-0002	DDA-0002
Gas Cooktop Seal Kit	DDS-0030	DDS-0036
Range Trim Kit	DDT-0030	DDT-0036
Electronics Extension Cable - 5'	11030132	11030132
End Cap Trim Extension +1"	DDE-0001	DDE-0001
Front Panel Rough-In Plate, 8" Round	54190053	54190053
Front Panel Rough-In Plate, 10" Round	54190054	54190054
1-7/8" x 19" to 8" Round Transition	AK00070	AK00070
1-7/8" x 19" to 10" Round Transition	AK00071	AK00071
1-7/8" x 19" Adapter for AK00080 Duct	AK00072	AK00072
1-7/8" x 19" Rectangular Duct, 2'	AK00080	AK00080
Make-Up Air Kit	MUA006A (600 CFM)	MUA006A (600 CFM)
	MUA008A (1,000 CFM)	MUA008A (1,000 CFM)
WARRANTY	2 year parts, 1 year labor	2 year parts, 1 year labor

*Blower sold separately.

**Automatically turns on or off when raising or lowering the air vent.

COOKING APPLIANCE CONFIGURATIONS

Accommodate multiple cooking appliance combinations thanks to our 4-way ducting system.



Cooktop



Cooktop + Oven



Range Top



Range

4-WAY DUCTING

Gives you the flexibility to vent in multiple directions, compatible with all blower options.



Front Exhaust



Side Exhaust



Rear Exhaust



Bottom Exhaust

OPTIONAL ACCESSORY

DESCRIPTION

Model DDA-0002

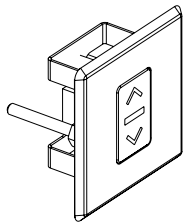
Remote Up/Down Control

Use when you cannot reach the UP/DOWN button on the downdraft chimney.

Can be located on counter top, face of cabinetry or on the side cabinet of an island. Cut-out: 2-1/4"H x 2"W

Cannot be used where remote control will interfere with cooking, where hot pans could be set, or where hot liquids could be spilled on the control.

(Remote wiring connects with 6-pin connection.)



Models

DDS-0030, DDS-0036

Gas Cooktop Seal Kit

Recommended for use with all gas cooktops. Includes trim bracket and trim seal.

30", 36" widths



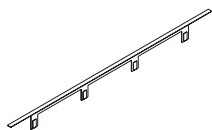
Models

DDT-0030, DDT-0036

Range Trim Kit

Use with free-standing range - where a gap is present between back of range and downdraft

30", 36" widths

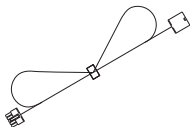


Model 11030132

Extension Cable - 5ft.

Use where electrical panel is remotely mounted. Extends electrical panel cable an additional 5 feet.

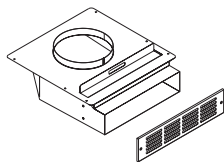
Two can be connected to achieve 10ft.



Model ZRC-00LF

Non-Duct Recirculating Kit

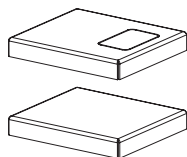
Use where ducting is not feasible or available. Mount to toe kick or base of a cabinet and attach directly to DBI-600A Blower using 8" round duct. Kit can be rotated so that the exhaust is not directly at your feet. Includes recirculating filter and decorative cover plate.



Model DDE-0001

End Cap Trim Extension +1" Width

Use left and right to increase the overall trim width by 1".




Model AK00080

Rectangular Duct - 2-ft. Sections (1-7/8" x 19")

Use to extend ducting when used in side, rear, or bottom exhaust. Can be cut down to size and multiple sections can be connected to each other.

Galvanized steel construction.



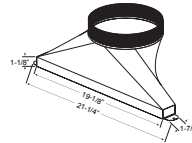
OPTIONAL ACCESSORY

DESCRIPTION

Model AK00070

1-7/8" x 19" to 8" Round Transition

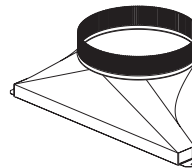
Rectangular to 8" round transition for side, rear, or bottom exhaust when using DBI-600A Blower. Can be attached to downdraft unit or rectangular duct (AK00072).



Model AK00071

1-7/8" x 19" to 10" Round Transition

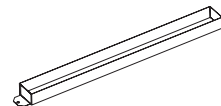
Rectangular to 10" round transition for side, rear, or bottom exhaust when using external blower. Can be attached to downdraft unit or rectangular duct (AK00072).



Model AK00072

Rectangular adapter for 1-7/8" x 19"

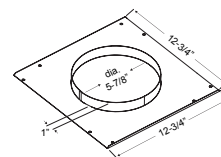
Use to connect 1-7/8" x 19" rectangular duct directly to downdraft when using side or rear exhaust.



Model 54190053

Front Panel Rough-In Plate - 8" Round

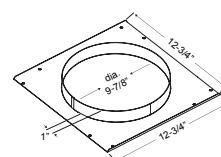
Use where 8" round duct or elbow attaches to front of airbox (model DBI-600A used as remote blower installation).



Model 54190054

Front Panel Rough-In Plate - 10" Round

Use where 10" round duct or elbow attaches to front of airbox (exterior or in-line blower installation).



MODEL DDE-0001
End Cap Trim Extensions
(Increases trim width 1-inch to 31-, or 37-inches.)

MODELS DDT-0030, DDT-0036
Range Trim Kit
(Option to fill gap between range and downdraft.)

MODELS DDS-0030, DDS-0036
Gas Cooktop Seal Kit
(Recommended for use with gas cooktops.)

MODEL DDA-0002
Remote Up/Down Control

MODEL 11030132
Extension Cable - 5ft.

