




Building essentials
for a better tomorrow™

ULTRA BLUE™ PVCO

MEETS ASTM 1483 OR AWWA C909, AND UL 1285;
GASKETS MEET ASTM F477; JOINTS MEET ASTM D3139.



APPLICATIONS

JM Eagle's Ultra Blue PVCO pipe is suitable for use in distribution pipelines of potable water, as well as gravity and/or force main sewer and water reclamation.

DESCRIPTION

JM Eagle's Ultra Blue PVCO pipe conforms to cast-iron ODs and is available in 6- to 12-inch diameters in pressure class 235 psi, and 16-inch diameters in 165 psi. The pipe is also available in IPS in 6- to 12-inch diameters in pressure rating 200 psi.

JM Eagle Ultra Blue PVCO is available in blue, white, purple and green, in standard laying lengths of 20 feet. Non-hydrotested pipe is available upon request in lengths of 14 feet.

Long-term pressure tests show Ultra Blue has a hydrostatic design basis of 7,100 psi vs. 4,000 psi of conventional PVC. Its long-term hydrostatic strength exceeds the accepted high safety requirements of municipal water systems. It carries approval of ANSI/NSF Standard 61 and UL 1285.

BENEFITS

Ultra Blue PVCO pipe is the highest-performing, lightest-weight, most cost-effective pressure pipe for potable water and force main systems. Ultra Blue:

- Is molecularly oriented for a wall that is four times stronger than conventional PVC at half the thickness, with a larger interior diameter for improved performance.
- Features superior crush-, break- and notch-resistance, greater tapping strength and high pressure toughness.
- Maintains performance against tuberculation, corrosion and external galvanic soil conditions without lining wrapping, coating or cathodic protection.
- Keeps its smooth interior over long years of service with virtually no loss in carrying capacity, allowing for savings in pumping costs, as well as savings on the size of the pipe required.

Revised 4/10/2012. This information may have been updated. Please download the latest version at www.jmeagle.com/onesheets.



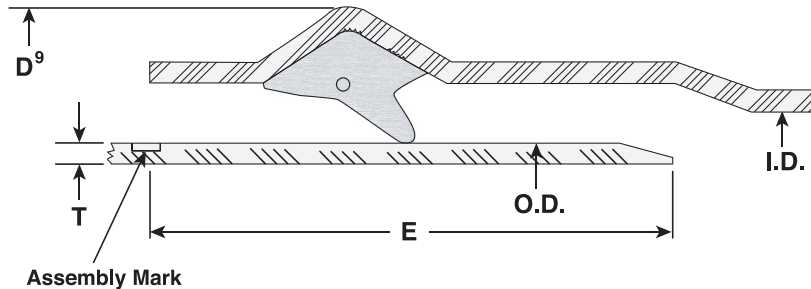
ULTRA BLUE™ PVCO

SUBMITTAL AND DATA SHEET



AWWA C909 PIPE

PIPE SIZE (IN)	APPROX. BELL O.D. (IN)	AVERAGE O.D. (IN)	MIN. T. (IN)	APPROX. ID (IN)	STOP LINE DISTANCE MIN. E (IN)	APPROX. WEIGHT (LBS/FT)	APPROX. WEIGHT (LBS/JNT)
Pressure Class 235							
6	8.53	6.90	0.221	6.43	5 3/4	3.21	69
8	10.83	9.05	0.290	8.44	6 1/2	5.50	117
10	13.43	11.10	0.356	10.35	7 1/4	8.36	169
12	15.72	13.20	0.423	12.31	7 3/4	11.87	239
Pressure Class 165							
16	20.05	17.40	0.395	16.56	9 1/2	14.51	300

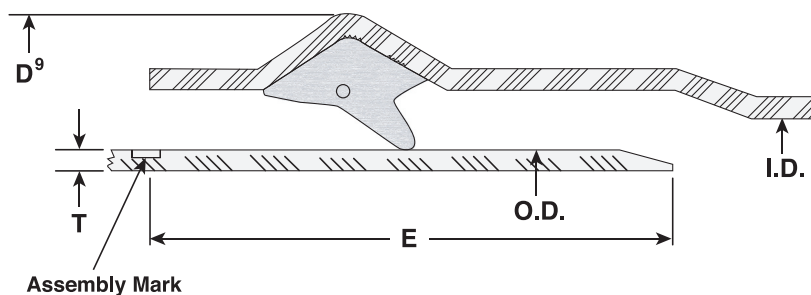


Product Standard: ANSI/AWWA C909
 UL1285 6"-12" PC 235
 Pipe Compound: ASTM D1784 Cells Class 12454
 Gasket: ASTM F477
 Integral Bell Joint: ASTM D3139
 Certifications: ANSI/NSF Standard 61
 UL1285 6"-12" PC 235
 Pipe Length: 20 feet laying length
 Installation: AWWA C605
 JM Eagle™ Installation Guide

I.D. : Inside Diameter
 O.D. : Outside Diameter
 T. : Wall Thickness
 D⁹ : Bell Outside Diameter
 E : Distance between Assembly Mark to the end of spigot.

IPS 200 PSI ASTM F1483

PIPE SIZE (IN)	APPROX. BELL O.D. (IN)	AVERAGE O.D. (IN)	MIN. T. (IN)	APPROX. I.D. (IN)	STOP LINE DISTANCE MIN. E (IN)	APPROX. WEIGHT (LBS/FT)	APPROX. WEIGHT (LBS/JNT)
Pressure Rating 200							
6	8 1/8	6.625	0.182	6.24	4 1/2	2.5	51
8	10 1/4	8.625	0.236	8.13	4 1/2	4.2	84
10	12 1/4	10.750	0.295	10.13	5 1/2	6.4	127
12	14 3/4	12.750	0.349	12.02	5 1/2	8.9	179



Product Standard: ASTM F1483
 Pipe Compound: ASTM D1784 Cells Class 12454
 Gasket: ASTM F477
 Integral Bell Joint: ASTM D3139
 Certifications: ANSI/NSF Standard 61
 Pipe Length: 20 feet laying length
 Installation: AWWA C605
 JM Eagle™ Installation Guide

I.D. : Inside Diameter
 O.D. : Outside Diameter
 T. : Wall Thickness
 D⁹ : Bell Outside Diameter
 E : Distance between Assembly Mark to the end of spigot.