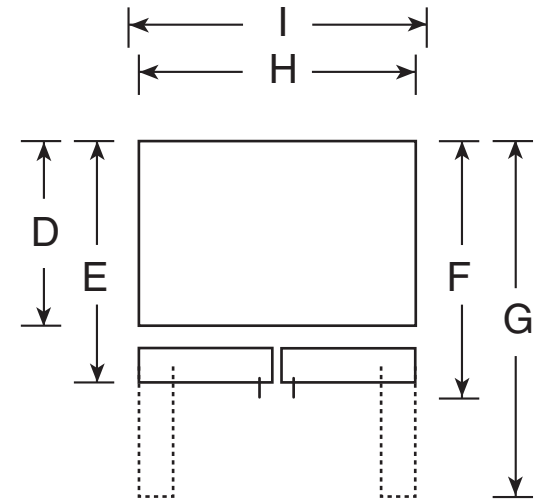



# PYE22PMK/PSK

## GE Profile™ Series ENERGY STAR® 22.2 Cu. Ft. Counter-Depth French-Door Refrigerator

### DIMENSIONS AND INSTALLATION INFORMATION (IN INCHES)

Overall Dimensions	Height to top of door (in.) <b>A</b>	70-1/2
	Height to top of hinge (in.) <b>B</b>	69-7/8
	Height to top of case (in.) <b>C</b>	69
	Case depth without door (in.) <b>D</b>	24-3/8
	Case depth less door handle (in.) <b>E</b>	29-3/4
	Case depth with door handle (in.) <b>F</b>	31-1/4
	Depth with fresh food door open 90° (in.) <b>G</b>	43-3/8
	Width (in.) <b>H</b>	35-3/4
	Width with door open 90° inc. door handle (in.) <b>I</b>	44-5/8
Air	Each side (in.)	1/8
	Top (in.)	1
	Back (in.)	2



For answers to your Monogram, GE Café™ Series, GE Profile™ Series or GE Appliances product questions, visit our website at [geappliances.com](http://geappliances.com) or call GE Answer Center® Service, 800.626.2000.



Listed by  
Underwriters  
Laboratories



As an ENERGY STAR® partner, GE has determined that this product meets the ENERGY STAR guidelines for energy efficiency.

# PYE22PMK/PSK

## *GE Profile™ Series ENERGY STAR® 22.2 Cu. Ft. Counter-Depth French-Door Refrigerator*

### FEATURES AND BENEFITS

Counter-depth design - Offers a built-in look by fitting nearly flush with surrounding cabinetry

Keurig® K-cup® brewing system - The unexpected convenience of hot single serve brewing at your fridge

Hot Water Scheduling - Have hot water waiting for you any time of day. Just schedule hot water through the GE Kitchen App, and enjoy ultimate convenience

Full-width, electronic temperature-controlled drawer with colored LED lights - 3 accurate settings deliver the optimal temperature for your favorite foods, while colored lights indicate the chosen setting

Advanced water filtration uses RPWFE replacement filter – Reduces trace pharmaceuticals from water and ice\* (\* Removes 98% of ibuprofen, atenolol, fluoxetine, progesterone and trimethoprim. These pharmaceuticals are not necessarily in all users' water)

TwinChill™ evaporators - Separate climates in the fresh food and freezer sections help keep foods fresh

Showcase LED lighting - Positioned throughout the interior and under fresh food doors to spotlight foods inside the refrigerator and in the freezer

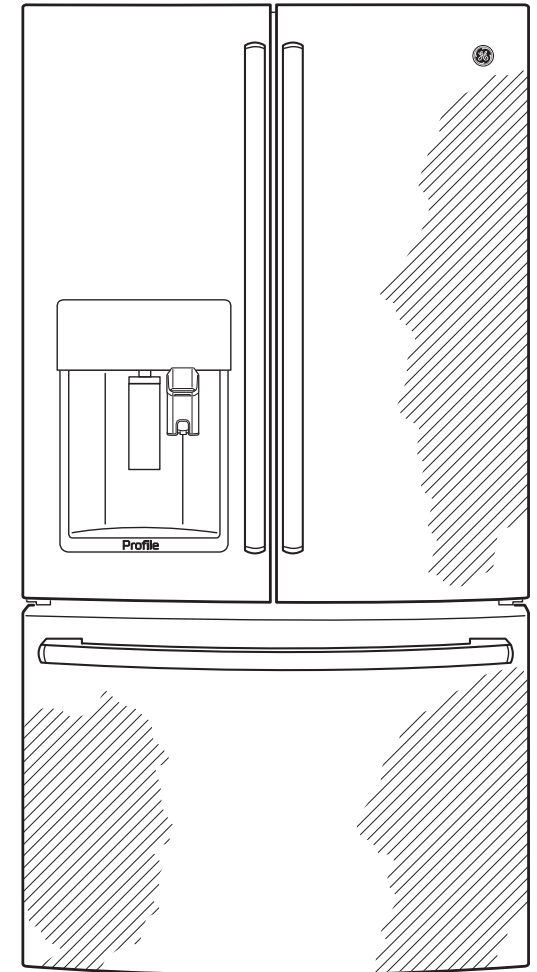
Quick Space shelf - Quickly slides out of the way to make room for tall items

Drop-down tray - Allows for extra door storage when you need it and tucks away when you don't

Turbo Cool setting - Drops interior temperature to maintain freshness after frequent openings

Model PYE22PMKES – Slate

Model PYE22PSKSS – Stainless steel



As an ENERGY STAR® partner, GE has determined that this product meets the ENERGY STAR guidelines for energy efficiency.