

DAYTON® SPECIFICATIONS

Kingsford® Single Bowl Sink Models K12521, K12522 and KJ12522 Series

GENERAL

Sink is formed of #23 gauge, 300 series, nickel-bearing stainless steel. Top mount.

DESIGN FEATURES

Bowl Depth: 6" (152mm) (K12521 series), 6" (152mm) (K(J)12522) series.

Rim Height: 3/16" (5mm)

Faucet Deck: Raised

Coved Corners: 4" (102mm) vertical and 3-1/4" (83mm) horizontal radius.

Bowl Finish: Exposed surfaces are polished to a satin finish.

Underside: Undercoated on bottom of bowl.

OTHER

Drain Opening: 3-1/2" (89mm)

Installation Hardware: Included for 3/4" (19mm) countertop.

OPTIONAL ACCESSORIES

Bottom Grid: GBG2115SS

Cutting Board: CB1516

Drain: LK35, D1125

Sink complies with ASME A112.19.3/ CSA B45.4



Sinks are listed by IAPMO® as meeting the applicable requirements of the Uniform Plumbing Code®, International Plumbing Code®, and National Plumbing Code of Canada.



These sinks are compliant to ADA and ANSI/ICC A117.1 accessibility requirements when installed according to the requirements outlined in these standards.

SINK PACKAGE

K125224DF includes: (1) Sink - K125224, (1) Faucet - LK2478CR, and (1) Drain.

FAUCET FEATURES

Chrome finished, single-lever kitchen faucet with side spray.

Flexible supply tubes with 1/2" (13mm) male IPS adapters.

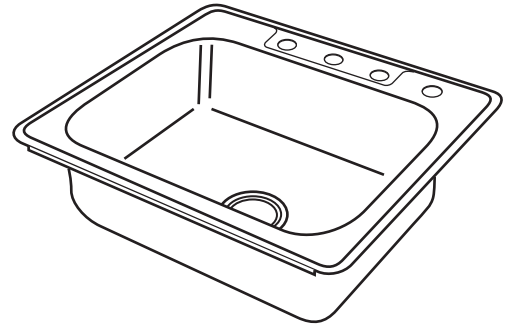
Faucet complies with: ADA, ASME A112.18.1/CSA B125.1, cUPC, CA AB1953

Faucet flow rate: 2.2 GPM/8.3 L/min at 60 P.S.I.G.

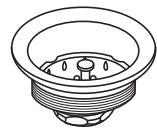
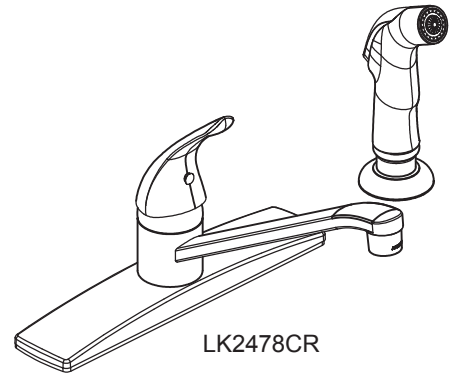
DRAIN FEATURES

Stainless steel body and strainer.

Fits 3-1/2" (89mm) opening.



Model K125224



In keeping with our policy of continuing product improvement, Elkay reserves the right to change product specifications without notice. Please visit elkay.com for the most current version of Elkay product specification sheets.

This specification describes an Elkay product with design, quality, and functional benefits to the user. When making a comparison of other producers' offerings, be certain these features are not overlooked.

DAYTON® SPECIFICATIONS

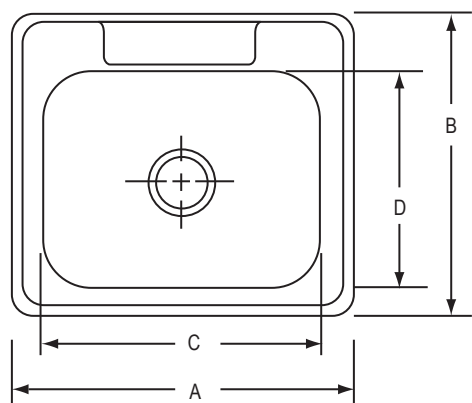
Kingsford® Single Bowl Sink Models K12521, K12522 and KJ12522 Series

SINK DIMENSIONS (INCHES)*

U-Channel Model Number	J-Channel Model Number	Overall		Inside Bowl			Cutout in Countertop (1-1/2" (38mm) Radius Corners)		No. of 1-1/2" (38mm) Dia. Faucet Holes 4" (102mm) Center	Minimum Cabinet Size
		L A	W B	L C	W D	D E	L	W		
K12521	—	25 (635mm)	21-1/4 (540mm)	21 (533mm)	15-3/4 (533mm)	6 (152mm)	24-3/8 (619mm)	20-5/8 (524mm)	1, 2, MR2, 3, 4, or 5	30 (762mm)
K12522	KJ12522	25 (635mm)	22 (559mm)	21 (533mm)	15-3/4 (533mm)	6 (152mm)	24-3/8 (619mm)	21-3/8 (543mm)	1, 2, MR2, 3, 4, or 5	30 (762mm)

*Length is left to right. Width is front to back.

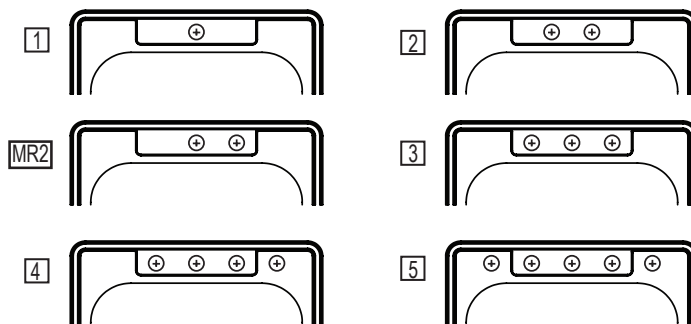
† 2 hole only available for model K12522.



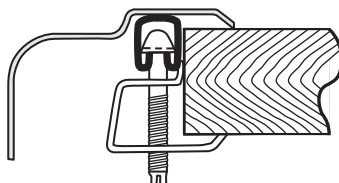
E is Bowl Depth

Hole Drilling Configurations

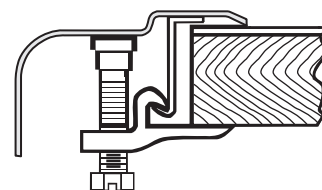
1-1/2" (38mm) Diameter Faucet Holes on 4" (102mm) Centers



U-Channel Type Mounting System



J-Channel Type Mounting System



In keeping with our policy of continuing product improvement, Elkay reserves the right to change product specifications without notice. Please visit elkay.com for the most current version of Elkay product specification sheets.

This specification describes an Elkay product with design, quality, and functional benefits to the user. When making a comparison of other producers' offerings, be certain these features are not overlooked.