



FC313 & FC40 Submittal Sheet

SUBMITTAL SHEET

Job Name	
Engineer	
Mechanical Contractor	
Contractor's P.O. No.	
Representative	
Notes	

Model(s)			
	Qty.		Notes
	Qty.		Notes
	Qty.		Notes
Approval			
Service Tag No.			

APPLICATION

Fits most one-inch ceiling or wall mount return grilles.
 FC313 MODELS ARE Title 24 compliant.

MODEL NUMBERS

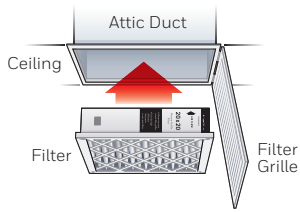
General Specifications					
Return air filters fit most common brands of return grilles.					
Air filters are available in 5-pack cartons.					
Size	Part #	MERV Rating	Size	Part #	MERV Rating
14"x14"x3"	FC313R1414*	MERV 13	20"x24"x3"	FC313R2024*	MERV 13
14"x24"x3"	FC313R1424*	MERV 13	20"x30"x3"	FC313R2030*	MERV 13
18"x18"x3"	FC313R1818*	MERV 13	20"x25"x3"	FC313R2025*	MERV 13
20"x20"x3"	FC313R2020*	MERV 13	24"x30"x3"	FC40R1177	MERV 10
12"x12"x3"	FC40R1094	MERV 10	18"x18"x3"	FC40R1185	MERV 10
12"x24"x3"	FC40R1037	MERV 10	18"x24"x3"	FC40R1136	MERV 10
14"x14"x3"	FC40R1102	MERV 10	18"x30"x3"	FC40R1830	MERV 10
14"x20"x3"	FC40R1110	MERV 10	20"x20"x3"	FC40R1003	MERV 10
14"x24"x3"	FC40R1128	MERV 10	20"x24"x3"	FC40R1144	MERV 10
14"x25"x3"	FC40R1045	MERV 10	20"x25"x3"	FC40R1011	MERV 10
14"x30"x3"	FC40R1169	MERV 10	20"x30"x3"	FC40R1029	MERV 10
16"x20"x3"	FC40R1052	MERV 10	20"x36"x3"	FC313R2036*	MERV 13
16"x25"x3"	FC40R1060	MERV 10	24"x24"x3"	FC40R1078	MERV 10

*Title 24 Compliant

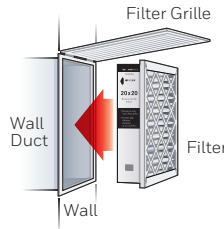


Installation

Ceiling Mount



Wall Mount



Total filter area with pleats spread flat

Size	Part Number	Media sq. ft. per layer	# of layers
14"x14"	FC313R1414/U	6.89	2
14"x24"	FC313R1424/U	12.20	2
18"x18"	FC313R1818/U	11.88	2
20"x20"	FC313R2020/U	14.73	2
20"x24"	FC313R2024/U	17.83	2
20"x25"	FC313R2025/U	18.60	2
20"x30"	FC313R2030/U	22.48	2
20"x36"	FC313R2036/U	27.13	2

		FC313R Return Grille Filter	FC40R Return Grille Filter	Standard 1" Filter
	MERV Rating	13	10	1-4
Particle Size	0.3-1 micron	54%	30%	0-5%
	1-3 micron	85%	61%	5-15%
	3-10 micron	98%	86%	10-20%

FC313 Models	
Flow Rate (CFM)	Pressure Drop (inches, w.g.)
400	0.039
800	0.095
1200	0.172
1229	0.177
1600	0.262

FC40R initial pressure drop of 0.12 in WC at 2 CFM per sq. inch.

FC313R initial pressure drop of 0.12 in WC at 1.5 CFM per sq. inch.



Resideo Technologies, Inc.
 1985 Douglas Drive North, Golden Valley, MN 55422
 1-800-468-1502
 33-00535EFS-01 M.S. 04-21 | Printed in United States

www.resideo.com



Fiche de soumission FC313 et FC40

FICHE DE SOUMISSION

Nom de la tâche	
Ingénieur	
Entrepreneur en mécanique	
N° de bon de commande de l'entrepreneur	
Représentant	
Remarques	

Modèle(s)			
	Qté	Remarques	
	Qté	Remarques	
	Qté	Remarques	
Approbation			
Numéro de l'étiquette de service			

APPLICATION

S'adapte à la plupart des grilles de reprise d'un pouce au plafond ou au mur. Les modèles FC313 sont conformes à la norme Title 24.

NUMÉROS DE MODÈLE

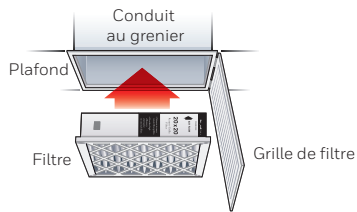
Spécifications générales					
Les filtres à air de reprise s'adaptent à la plupart des marques courantes de grilles de reprise.					
Les filtres à air sont disponibles en boîtes de 5 filtres.					
Taille	N° de pièce	Cote MERV	Taille	N° de pièce	Cote MERV
355,6x355,6x76,2 mm (14x14x3 po)	FC313R1414*	MERV 13	508x609,6x76,2 mm (20x24x3 po)	FC313R2024*	MERV 13
355,6x609,6x76,2 mm (14x24x3 po)	FC313R1424*	MERV 13	508x762x76,2 mm (20x30x3 po)	FC313R2030*	MERV 13
457,2x457,2x76,2 mm (18x18x3 po)	FC313R1818*	MERV 13	508x635x76,2 mm (20x25x3 po)	FC313R2025*	MERV 13
508x508x76,2 mm (20x20x3 po)	FC313R2020*	MERV 13	609,6x762x76,2 mm (24x30x3 po)	FC40R1177	MERV 10
304,8x304,8x76,2 mm (12x12x3 po)	FC40R1094	MERV 10	457,2x457,2x76,2 mm (18x18x3 po)	FC40R1185	MERV 10
304,8x609,6x76,2 mm (12x24x3 po)	FC40R1037	MERV 10	457,2x609,6x76,2 mm (18x24x3 po)	FC40R1136	MERV 10
355,6x355,6x76,2 mm (14x14x3 po)	FC40R1102	MERV 10	457,2x762x76,2 mm (18x30x3 po)	FC40R1830	MERV 10
355,6x508x76,2 mm (14x20x3 po)	FC40R1110	MERV 10	508x508x76,2 mm (20x20x3 po)	FC40R1003	MERV 10
355,6x609,6x76,2 mm (14x24x3 po)	FC40R1128	MERV 10	508x609,6x76,2 mm (20x24x3 po)	FC40R1144	MERV 10
355,6x635x76,2 mm (14x25x3 po)	FC40R1045	MERV 10	508x635x76,2 mm (20x25x3 po)	FC40R1011	MERV 10
355,6x762x76,2 mm (14x30x3 po)	FC40R1169	MERV 10	508x762x76,2 mm (20x30x3 po)	FC40R1029	MERV 10
406,4x508x76,2 mm (16x20x3 po)	FC40R1052	MERV 10	508x914,4x76,2 mm (20x36x3 po)	FC313R2036*	MERV 13
406,4x635x76,2 mm (16x25x3 po)	FC40R1060	MERV 10	609,6x609,6x76,2 mm (24x24x3 po)	FC40R1078	MERV 10

* Conforme à la norme Title 24

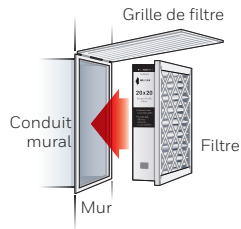


Installation

Montage au plafond



Installation murale



Surface totale du filtre avec plis à plat

Taille	Numéro de pièce	Superficie du média en pi ² par couche	Nombre d'épaisseurs
355,6x355,6 mm (14x14 po)	FC313R1414/U	6,89	2
355,6x609,6 mm (14x24 po)	FC313R1424/U	12,20	2
457,2x457,2 mm (18x18 po)	FC313R1818/U	11,88	2
508x508 mm (20x20 po)	FC313R2020/U	14,73	2
508x609,6 mm (20x24 po)	FC313R2024/U	17,83	2
508x635 mm (20x25 po)	FC313R2025/U	18,60	2
508x762 mm (20x30 po)	FC313R2030/U	22,48	2
508x914,4 mm (20x36 po)	FC313R2036/U	27,13	2

	Cote MERV	Filtre de grille de reprise FC313R	Filtre de grille de reprise FC40R	Filtre standard 25,4 mm (1 po)
		13	10	1-4
Taille des particules	0,3-1 micron	54%	30%	0-5%
	1-3 microns	85%	61%	5-15%
	3-10 microns	98%	86%	10-20%

Modèles FC313	
Débit (pi ³ /min)	Chute de pression (pouces, colonnes d'une po)
400	0,039
800	0,095
1200	0,172
1229	0,177
1600	0,262

FC40R : chute de pression initiale de 29,9Pa à 2 l/s par 645 mm² (1,5 pi³/min/po²).

Chute de pression initiale du modèle FC313R de 3 mm (0,12 po) de colonne d'eau à 0,71 l/s par 645 mm² (1,5 pi³/min/po²).



Resideo Technologies, Inc.
1985 Douglas Drive North, Golden Valley, MN 55422
1-800-468-1502
33-00535EFS-01 M.S. Rev. 04-21 | Imprimé aux États-Unis

www.resideo.com



Hoja de envíos FC313 y FC40

HOJA DE ENVÍOS

Nombre del trabajo	
Ingeniero	
Contratista mecánico	
Orden de compra del contratista N.º	
Representante	
Notas	

Modelo(s)			
	Cant.		Notas
	Cant.		Notas
	Cant.		Notas
Aprobación			
Etiqueta de servicio N.º			

APLICACIÓN

Se adapta a la mayoría de las rejillas de retorno de montaje en pared o techo de una pulgada. Los modelos FC313 son compatibles con el Título 24.

NÚMEROS DE MODELO

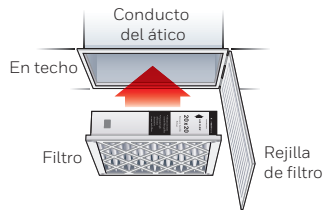
Especificaciones generales					
Los filtros de aire de retorno se ajustan a las marcas más comunes de rejillas de retorno.					
Los filtros de aire están disponibles en cajas de 5 paquetes.					
Tamaño	Parte n.º	Rango de MERV	Tamaño	Parte n.º	Rango de MERV
14" x 14" x 3"	FC313R1414*	MERV 13	20" x 24" x 3"	FC313R2024*	MERV 13
14" x 24" x 3"	FC313R1424*	MERV 13	20" x 30" x 3"	FC313R2030*	MERV 13
18" x 18" x 3"	FC313R1818*	MERV 13	20" x 25" x 3"	FC313R2025*	MERV 13
20" x 20" x 3"	FC313R2020*	MERV 13	24" x 30" x 3"	FC40R1177	MERV 10
12" x 12" x 3"	FC40R1094	MERV 10	18" x 18" x 3"	FC40R1185	MERV 10
12" x 24" x 3"	FC40R1037	MERV 10	18" x 24" x 3"	FC40R1136	MERV 10
14" x 14" x 3"	FC40R1102	MERV 10	18" x 30" x 3"	FC40R1830	MERV 10
14" x 20" x 3"	FC40R1110	MERV 10	20" x 20" x 3"	FC40R1003	MERV 10
14" x 24" x 3"	FC40R1128	MERV 10	20" x 24" x 3"	FC40R1144	MERV 10
14" x 25" x 3"	FC40R1045	MERV 10	20" x 25" x 3"	FC40R1011	MERV 10
14" x 30" x 3"	FC40R1169	MERV 10	20" x 30" x 3"	FC40R1029	MERV 10
16" x 20" x 3"	FC40R1052	MERV 10	20" x 36" x 3"	FC313R2036*	MERV 13
16" x 25" x 3"	FC40R1060	MERV 10	24" x 24" x 3"	FC40R1078	MERV 10

*Cumple con el Título 24

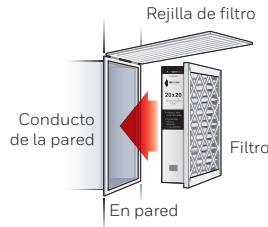


Instalación

Montaje en techo



Wall mount (Montaje de pared)



Área total del filtro con los pliegues extendidos de forma plana

Tamaño	Número de pieza	Pies cuadrados por capa	n.º de capas
14" x 14"	FC313R1414/U	6.89	2
14" x 24"	FC313R1424/U	12.20	2
18" x 18"	FC313R1818/U	11.88	2
20" x 20"	FC313R2020/U	14.73	2
20" x 24"	FC313R2024/U	17.83	2
20" x 25"	FC313R2025/U	18.60	2
20" x 30"	FC313R2030/U	22.48	2
20" x 36"	FC313R2036/U	27.13	2

	Rango de MERV	Filtro de rejilla de retorno FC313R	Filtro de rejilla de retorno FC40R	Filtro estándar de 1"
		13	10	1-4
Tamaño de la partícula	De 0.3 a 1 micrón	54%	30%	0-5%
	De 1 a 3 micrones	85%	61%	5-15%
	De 3 a 10 micrones	98%	86%	10-20%

Modelos FC313	
Velocidad de flujo (CFM)	Caída de presión (pulgadas, wg)
400	0.039
800	0.095
1200	0.172
1229	0.177
1600	0.262

Caída de presión inicial de FC40R de 0.12 en WC a 2 CFM por pulgada cuadrada.

Caída de presión inicial de FC313R de 0.12 en WC a 1.5 CFM por pulgada cuadrada.