

WHEELER-REX

WWW.WHEELERREX.COM



PROFESSIONAL TOOL CATALOG




NEW PRODUCTS



**NEW!
DESIGN**

IMPROVED 4991 CLOSE
QUARTERS TUBING CUTTER
Page 31



NEW!

BOLT CUTTERS
Page 58



NEW!

STAINLESS STEEL TUBING CUTTERS
Page 33




NEW!

HYDRANT NUT
Page 51




NEW!

BENCH VISE
Page 42



NEW!

373080 GAS HYDROSTATIC TEST PUMP
Page 26



NEW!

32450 PNEUMATIC HYDROSTATIC TEST PUMP
Page 29



NEW!

363060 GAS FIRE HOSE TESTER
Page 29



NEW!

701440 HOT TAP ARBOR ASSEMBLY
Page 46



PHONE
(440) 998-2788
8:00 A.M. TO 4:30 P.M. EASTERN
STANDARD TIME

TOLL-FREE
1-800-321-7950

FAX
(440) 992-2925

WEB
WWW.WHEELERREX.COM

E-MAIL
WHEELER@WHEELERREX.COM

FOLLOW US ON FACEBOOK,
TWITTER & LINKEDIN



TO EXPEDITE TELEPHONE
ORDERS, PLEASE HAVE
YOUR CUSTOMER NUMBER
READY. WE ACCEPT VISA,
MASTERCARD & DISCOVER.

WHEELER MANUFACTURING
DIVISION OF REX INTERNATIONAL U.S.A., INC.
3744 JEFFERSON ROAD
ASHTABULA, OH 44004



TABLE OF CONTENTS

 Pipe Cutters Pages 4–9	 Trash Pumps Page 30	 Pipe Freezing Kit Page 45
<ul style="list-style-type: none"> • Manual & Ratchet Pipe Cutters • Soil Pipe Coupling Torque Wrenches • Hydraulic Pipe Cutters & Fluid • Replacement Cutter Chains • Internal Cast Iron Pipe Cutter • Steel Pipe Cutters • Hinged Pipe Cutters • Pipe Cleaner/Scraper • PipeMaster and Accessories 	<ul style="list-style-type: none"> • 2" and 3" Trash Pumps • 4" Trash Pump • Mudsucker Pumps 	<ul style="list-style-type: none"> • Pipe Freezing Kit • Replacement Polar Spray
 Grooving & Fabrication Pages 10–12	 Tube Tools Pages 31–34	 Drilling and Tapping Tools Pages 46–49
<ul style="list-style-type: none"> • Manual Roll Groover • Portable Roll Groovers • Hydraulic Roll Grooving Machines • Hydraulic Roll Grooving Accessories • Orbital Pipe Machine • Mantis™ Band Saws 	<ul style="list-style-type: none"> • Auto-C Cutters • Close Quarters Cutter • Tube Brushes • Ratch Cuts and Kits • Tube Tools • Stainless Steel Tube Cutters • Inner / Outer Reamer • Deburring Tool • Hammerhead Flaring Tool • Rerounding Tools and Kit 	<ul style="list-style-type: none"> • Hot Tap System & Accessories • Drill Taps • Tapping Fluid • Portable Hole Cutters • Hole Cutter Systems & Shells • Earthworm Hydro-Drill • Pipe Slices & Accessories • Mini Pipe Slice & Accessories
 12R Style Replacement Dies and Die Heads Pages 13–14	 Replacement Cutter Wheels Page 35	 Valve Exercisers Pages 50–51
<ul style="list-style-type: none"> • Manual Ratchet Threader Sets • Mini Power Drives • Hand Oiler • 12R Style Dies and Die Heads 	<ul style="list-style-type: none"> • Replacement Cutter Wheels 	<ul style="list-style-type: none"> • ValveMaster • Portable Valve Exercisers • Rising Stem & Hand Wheel • Hydrant Nut • Telescoping Valve Keys
 Pipe Threading Machines Pages 15–17	 Glass Tube Cutters Page 36	 Wrenches, Pliers & Fastening Tools Pages 52–55
<ul style="list-style-type: none"> • Sidekick II Pipe Threader • Power Threading Machines • Cutting and Beveling Machines 	<ul style="list-style-type: none"> • Cutters for glass tubing 	<ul style="list-style-type: none"> • Pipe Wrenches • GripMaster • Spud Wrench • Double-Up Wrenches • Heavy Duty Deep Sockets • TwinTite™ • Coupling Torque Wrenches • No-Hub® Coupling Wrenches • Basin Wrench • Strap Wrenches • Valve Wheel Wrenches • Hydrant Wrenches • Chain Wrench • Utility Pliers
 Threading Accessories & Cutting Fluid Pages 18–23	 Plastic Pipe Tools Pages 37–41	 Crimping Tools Pages 56–57
<ul style="list-style-type: none"> • Threader Carts • Nipple Attachments • 841 Threader Stand • Threading Fluid • Dies and Die Heads 	<ul style="list-style-type: none"> • Snippers • Blade Sharpener • Hand Saws • Cable Saws • Bevelers – Hand and Powered • Pipe Hogs® and Kits • Fitting Savers and Kits • Internal Plastic Cutters • Chamfering Tools • Guillotine Pipe Cutters 	<ul style="list-style-type: none"> • PEX Crimping Tools
 Universal Replacement Dies Page 24	 Pipe Working Tools Pages 42–43	 Miscellaneous Tools Page 58
<ul style="list-style-type: none"> • Universal Die Head • Pipe Dies for Universal Heads 	<ul style="list-style-type: none"> • Tripod Vise Stand • Bench Vise • Folding Tripod Pipe Supports • Yoke Vises • Floor Pipe Vises • Pipe Puller • Plug Poppers • Pipe Dollies 	<ul style="list-style-type: none"> • Bolt Cutters • Hack Saws • 6-in-1 Screwdrivers • O.D. Tape
 Hydrostatic Test Pumps Pages 25–29	 Shut Off Tools Page 44	 Distributor Marketing Aids Page 59
<ul style="list-style-type: none"> • Manual Pumps • Gas Powered Pumps • Electric Powered Pumps • Pneumatic Powered Pumps • Fire Hose Testers • Vacuum Test Assembly 	<ul style="list-style-type: none"> • For Soft Copper Water Lines • For Plastic, Water and Gas Lines 	



PIPE CUTTERS

590 AND 591 MANUAL PIPE CUTTER

Wheeler #	Service (Std) WT Soil Pipe	XH Soil Pipe	No-Hub®	Tile / Clay	Shipping Weight
590-6	1 1/2"-6" (38mm-150mm)	1 1/2"-5" (38mm-125mm)	1 1/2"-6" (38mm-150mm)	4"-6" (100mm-150mm)	23 lbs. (10.5kg)
590-8	1 1/2"-6" (38mm-150mm)	1 1/2"-5" (38mm-125mm)	1 1/2"-6" (38mm-150mm)	4"-8" (100mm-200mm)	25 lbs. (11.5kg)
590-10	1 1/2"-6" (38mm-150mm)	1 1/2"-5" (38mm-125mm)	1 1/2"-6" (38mm-150mm)	4"-10" (100mm-250mm)	28 lbs. (12.7kg)
590-12	1 1/2"-6" (38mm-150mm)	1 1/2"-5" (38mm-125mm)	1 1/2"-6" (38mm-150mm)	4"-12" (100mm-300mm)	28 lbs. (12.7kg)
590-15	1 1/2"-6" (38mm-150mm)	1 1/2"-5" (38mm-125mm)	1 1/2"-6" (38mm-150mm)	4"-15" (100mm-375mm)	29 lbs. (13kg)
591-6	1 1/2"-6" (38mm-150mm)	1 1/2"-5" (38mm-125mm)	1 1/2"-6" (38mm-150mm)	4"-6" (100mm-150mm)	24 lbs. (11kg)
591-8	1 1/2"-6" (38mm-150mm)	1 1/2"-5" (38mm-125mm)	1 1/2"-6" (38mm-150mm)	4"-8" (100mm-200mm)	25 lbs. (11.5kg)

38 Replacement Adjustment Screw Assembly



Close-up view of "captured screw"



490 AND 491 RATCHET PIPE CUTTER



Wheeler #	Service (Std) WT Soil Pipe	XH Soil Pipe	No-Hub®	Tile / Clay	Shipping Weight
490-6	1 1/2"-6" (38mm-150mm)	1 1/2"-5" (38mm-125mm)	1 1/2"-6" (38mm-150mm)	4"-6" (100mm-150mm)	18 lbs. (8.5kg)
490-8	1 1/2"-6" (38mm-150mm)	1 1/2"-5" (38mm-125mm)	1 1/2"-8" (38mm-200mm)	4"-8" (100mm-200mm)	19 lbs. (8.6kg)
490-10	1 1/2"-6" (38mm-150mm)	1 1/2"-5" (38mm-125mm)	1 1/2"-8" (38mm-200mm)	4"-10" (100mm-250mm)	20 lbs. (9.5kg)
490-12	1 1/2"-6" (38mm-150mm)	1 1/2"-5" (38mm-125mm)	1 1/2"-8" (38mm-200mm)	4"-12" (100mm-300mm)	22 lbs. (10kg)
490-15	1 1/2"-6" (38mm-150mm)	1 1/2"-5" (38mm-125mm)	1 1/2"-8" (38mm-200mm)	4"-15" (100mm-375mm)	23 lbs. (10.5kg)
491-6	1 1/2"-6" (38mm-150mm)	1 1/2"-5" (38mm-125mm)	1 1/2"-6" (38mm-150mm)	4"-6" (100mm-150mm)	18 lbs. (8.5kg)
491-8	1 1/2"-6" (38mm-150mm)	1 1/2"-5" (38mm-125mm)	1 1/2"-8" (38mm-200mm)	4"-8" (100mm-200mm)	19 lbs. (9kg)

6519 1/2" Square Male/Female Drive Ratchet 2 lbs. (.9kg)
 700669 Replacement Drive Screw Assembly

3990 XH RATCHET PIPE CUTTER

Wheeler #	Service (Std) WT Soil Pipe	XH Soil Pipe	Tile / Clay	Cast Iron Water Class 22	Shipping Weight
3990-6	2"-6" (50mm-150mm)	2"-6" (50mm-150mm)	2"-6" (50mm-150mm)	2"-6" (50mm-150mm)	21 lbs. (9.5kg)
3990-8	2"-8" (50mm-200mm)	2"-8" (50mm-200mm)	4"-8" (100mm-200mm)	2"-6" (50mm-150mm)	23 lbs. (10.5kg)

6520 1/2" Square Female Drive Ratchet - U.S.A. Made 2 lbs. (.9kg)
 700919 Replacement Drive Screw Assembly

SOIL PIPE COUPLING TORQUE WRENCH

This durable "T-Handle" type torque tool with a contoured comfort-fit handle features a removable socket and a unique locking collar, which allows the tool to be used as an untorqued snug-up or back-off, as well as a conventional torque tool. With the locking collar retracted, the tool torques to the right (tightening), while ratcheting to the left. When proper torque value has been achieved, the mechanism slips internally and over-tightening is impossible.

1977 T-Torque for tightening 5/16" coupling nuts to 60 in. lbs. Weight 1 lb. (.5kg)
 1980 T-Torque for tightening 5/16" coupling nuts to 80 in. lbs. Weight 1 lb. (.5kg)
 1981 T-Torque for tightening 3/8" coupling nuts to 80 in. lbs. Weight 1 lb. (.5kg)
 1982 T-Torque for tightening 5/16" & 3/8" coupling nuts to 80 in. lbs. Weight 1 lb. (.5kg)

275410 5/16" Replacement Socket
 275818 3/8" Replacement Socket



Replaceable Socket

More Torque Wrenches available... see page 54.

WHEELER-REX HYDRAULIC PIPE CUTTERS

Wheeler-Rex Hydraulic Cutters are the solution to cutting larger diameter Cast Iron, Tile and Concrete Pipe. Like the hand operated “snap” cutters, hydraulic cutters are not rotated around pipe. Their remotely operated hydraulic pumps provide the required power. A 2”-3” minimum clearance is all that is needed to wrap cutter chain around pipe. They come complete with pump, hose and case.



2990 HYDRAULIC PIPE CUTTER

Wheeler #	Service (Std) WT Soil Pipe	XH Soil Pipe	Tile / Clay	Cast Iron Water Class 22	Cast Iron Water Class 26	Shipping Weight
2990-6	2”-6” (50mm-150mm)	2”-6” (50mm-150mm)	2”-6” (50mm-150mm)	2”-6” (50mm-150mm)	NA	85 lbs. (39kg)
2990-8	2”-8” (50mm-200mm)	2”-8” (50mm-200mm)	2”-8” (50mm-200mm)	2”-6” (50mm-150mm)	NA	87 lbs. (40kg)
2990-10	2”-10” (50mm-250mm)	2”-8” (50mm-200mm)	2”-10” (50mm-250mm)	2”-6” (50mm-150mm)	NA	89 lbs. (41kg)
2990-12	2”-10” (50mm-250mm)	2”-8” (50mm-200mm)	2”-12” (50mm-300mm)	2”-6” (50mm-150mm)	NA	92 lbs. (42kg)
2990-15	2”-10” (50mm-250mm)	2”-8” (50mm-200mm)	2”-15” (50mm-375mm)	2”-6” (50mm-150mm)	NA	94 lbs. (43kg)

1630 Replacement Hydraulic Pump 22 lbs. (48.5kg)



3890 HYDRAULIC PIPE CUTTER

Wheeler #	Service (Std) WT Soil Pipe	XH Soil Pipe	Tile and Concrete	Cast Iron Water Class 22	Cast Iron Water Class 26	Shipping Weight
3890-12	4”-12” (100mm-300mm)	4”-12” (100mm-300mm)	4”-12” (100mm-300mm)	4”-12” (100mm-300mm)	4”-10” (100mm-250mm)	152 lbs. (69kg)
3890-15	4”-15” (100mm-375mm)	4”-15” (100mm-375mm)	4”-15” (100mm-375mm)	4”-12” (100mm-300mm)	4”-10” (100mm-250mm)	163 lbs. (74kg)
3890-18	4”-18” (100mm-450mm)	4”-18” (100mm-450mm)	4”-18” (100mm-450mm)	4”-12” (100mm-300mm)	4”-10” (100mm-250mm)	170 lbs. (77kg)
3890-24	4”-18” (100mm-450mm)	4”-18” (100mm-450mm)	4”-24” (100mm-600mm)	4”-12” (100mm-300mm)	4”-10” (100mm-250mm)	178 lbs. (88kg)

1830 Replacement Hydraulic Pump 22 lbs. (48.5kg)



5590 HYDRAULIC PIPE CUTTER

Wheeler #	Service (Std) WT Soil Pipe	XH Soil Pipe	Tile and Concrete	Cast Iron Water Class 22	Cast Iron Water Class 26	Shipping Weight
5590-18	6”-18” (150mm-450mm)	6”-18” (150mm-450mm)	6”-18” (150mm-450mm)	6”-18” (150mm-450mm)	6”-18” (150mm-450mm)	200 lbs. (91kg)
5590-20	6”-18” (150mm-450mm)	6”-18” (150mm-450mm)	6”-20” (150mm-500mm)	6”-20” (150mm-500mm)	6”-18” (150mm-450mm)	213 lbs. (97kg)
5590-24	6”-18” (150mm-450mm)	6”-18” (150mm-450mm)	6”-24” (150mm-600mm)	6”-20” (150mm-500mm)	6”-18” (150mm-450mm)	230 lbs. (105kg)
5590-36	6”-18” (150mm-450mm)	6”-18” (150mm-450mm)	6”-36” (150mm-900mm)	6”-20” (150mm-500mm)	6”-18” (150mm-450mm)	269 lbs. (122kg)

1930 Replacement Hydraulic Pump 22 lbs. (48.5kg)



SEE THESE PIPE CUTTERS IN ACTION ON OUR WEBSITE AT WWW.WHEELERREX.COM



HYDRAULIC PUMP FLUID

(Wheeler Hydraulic Cutter guarantees valid only when Hydroyl fluid is used.)

3801 1 Qt. 2.5 lbs. (1kg)
 3804 1 Gal. 8 lbs. (4kg)

Gallons are available in cases of six.



PIPE CUTTER CHAINS

490 RATCHET, 590 MANUAL & 1790 JR. HYDRAULIC

Part No.		Length	No. of pins	Weight
522	Chain for 6" Pipe	26 1/4"	21	5 lbs. (2.3kg)
532	Chain for 6" Pipe with rollers for No-Hub®	26 1/4"	21	5 lbs. (2.3kg)
528	Chain for 8" Pipe	36"	29	6.5 lbs. (2.9kg)
533	Chain for 8" Pipe with rollers for No-Hub®	36"	29	6.5 lbs. (2.9kg)
5210	Chain for 10" Pipe	43 3/4"	35	8 lbs. (3.6kg)
5212	Chain for 12" Pipe	51"	41	10 lbs. (4.5kg)
5215	Chain for 15" Pipe	58 1/2"	47	11 lbs. (5kg)
FOR CONVERTING YOUR PRESENT CHAIN TO CUT LARGER SIZES				
5256	6" to 8", 8" to 10", 10" to 12", 12" to 15"	10"	8	2 lbs. (.9kg)
5258	6" to 10", 8" to 12", 10" to 15"	17 1/2"	14	3.5 lbs. (1.6kg)
52510	6" to 12", 8" to 15"	25"	20	8 lbs. (3.6kg)
52512	6" to 15"	32 1/2"	26	6 lbs. (2.7kg)
519	Kit to convert 590 Cutter to 591 No-Hub® Cutter or 490 Cutter to 491 No-Hub® Cutter			



519 Kit

3990 RATCHET PIPE CUTTER

Part No.		Length	No. of Pins	Weight
700987	Chain for 6" Pipe	26"	21	7 lbs. (3kg)
701077	Chain for 8" Pipe	36"	29	8.5 lbs. (3.8kg)

2990 HYDRAULIC CUTTER

Part No.		Length	No. of pins	Weight
1926	Chain for 6" Pipe	26 1/4"	21	7 lbs. (3kg)
1924	Chain for 8" Pipe (replaces 2924)	36 1/4"	29	10 lbs. (4.5kg)
192410	Chain for 10" Pipe (replaces 292410)	46 1/4"	37	12 lbs. (5.5kg)
192412	Chain for 12" Pipe (replaces 292412)	53 1/4"	43	14 lbs. (6.5kg)
192415	Chain for 15" Pipe (replaces 292415)	61 1/4"	49	16 lbs. (7kg)
FOR CONVERTING YOUR PRESENT CHAIN TO CUT LARGER SIZES (Note – Old and new style chain extensions NOT interchangeable)				
19010	8" Cutter to 10"	10"	8	2 1/2 lbs. (1kg)
19012	8" Cutter to 12"	17 1/2"	14	4 1/2 lbs. (2kg)
19015	8" Cutter to 15"	25"	20	6 1/2 lbs (2.9kg)
2905	Adjusting link for 2990 Chain			

3890 HEAVY DUTY HYDRAULIC CUTTER

Part No.		Length	No. of pins	Weight
3824	Chain for 12" Pipe	50 3/4"	29	25 lbs. (11kg)
382415	Chain for 15" Pipe	63"	37	32 lbs. (14.5kg)
382418	Chain for 18" Pipe	76 1/2"	43	37 lbs. (16.8kg)
382424	Chain for 24" Pipe	97 1/2"	55	47 lbs. (21.4kg)
FOR CONVERTING YOUR PRESENT CHAIN TO CUT LARGER SIZES				
382515	12" Cutter to 15"	14"	8	7 lbs. (3kg)
382518	12" Cutter to 18"	24 1/2"	14	11 lbs. (5kg)
382520	12" Cutter to 20"	35"	20	11 lbs. (5kg)
382524	12" Cutter to 24"	46 1/2"	26	22 lbs. (10kg)

5590 SUPER HYDRAULIC CUTTER

Part No.		Length	No. of pins	Weight
5524	Chain for 18" Pipe	72 1/2"	29	71 lbs. (32kg)
552420	Chain for 20" Pipe	82 1/2"	33	83 lbs. (37.8kg)
552424	Chain for 24" Pipe	97"	39	98 lbs. (44.5kg)
552436	Chain for 36" Pipe	142"	57	142 lbs. (64.5kg)
FOR CONVERTING YOUR PRESENT CHAIN TO CUT LARGER SIZES				
552520	18" Cutter to 20"	10"	4	10 lbs. (4.5kg)
552524	18" Cutter to 24"	25"	10	25 lbs. (11.4kg)
552536	18" Cutter to 36"	70"	28	64 lbs. (29.1kg)

NOTE: Hydraulic cutter chain parts: individual pins, links and wheels are only available with factory installation.

Hydraulic cutter chain extensions are available only through authorized service stations unless installed by the factory.



PIPE CUTTERS

CONTINUED

INTERNAL CAST IRON PIPE CUTTER (CAPITOL STYLE CUTTER)

Cuts Cast Iron from the inside out!!

Designed to eliminate the difficulty plumbers have in setting toilet bowls, urinals and similar fixtures due to the shortness of the closet horn. Make cuts where nothing else can!

32900	3" Cast Iron.....	10 lbs. (4.5kg)
42900	4" Cast Iron.....	10.5 lbs. (4.7kg)

Replacement Cutter Wheels:

700201	Cutter Wheel for CI for 32900/42900
--------	-------------------------------------

STEEL PIPE CUTTERS

Two models designed for fast, easy cutting of steel pipes. Both models come with an extra long shank which protects adjustment threads and an extra large handle for quick, easy adjustment.

2690	For 1/8"-2" steel pipe	6 lbs. (2.8kg)
8082	Cutter Wheel for stainless steel & steel	
4690	For 2"-4" steel pipe.....	18 lbs. (8kg)
8004	Cutter Wheel for stainless steel & steel	

HINGED PIPE CUTTER

Four-wheel cutter, featuring a unique guide bar design that ensures both smooth operation and accurate precise pipe cutting. Needs only 90° to 110° handle swing, and only 4 inch clearance. Universal cutter wheels are ideal for cutting most metals and are interchangeable with many other makes of hinged pipe cutters.

5090	1/2"-2" pipe capacity	6 lbs. (2.7kg)
95041	2 1/2"-4" pipe capacity	18 lbs. (8.2kg)
95061	4"-6" pipe capacity.....	21 lbs. (9.5kg)
95081	6"-8" pipe capacity	27 lbs. (12kg)
95121	8"-12" pipe capacity.....	35 lbs. (16kg)



Replacement Cutter Wheels:

8039	for 5090 for steel
8050	for 95041 for steel
8052	for 95061 for steel
8054	for 95081, 95121 for steel
8051	for 95041 for CI/DI
8053	for 95061, 95081, 95121 for CI/DI
8079	for 95041 / universal wheel
8076	for 95061, 95081, 95121 / universal wheel

PIPE CLEANER (DESCALER)

A versatile scraper for removing mud and scale from pipe surfaces. Makes for faster cutting and better repairs and joints. Belt material is light, strong and non-corroding. Angled blades promote self-cleaning. Belt is replaceable, longer length reduces back strain.

1300	For 3-12" diameter, 45" OAL.....	4 lbs. (2kg)
1301	Replacement Belt, 45"	3 lbs. (1.5kg)
1350	For 12-36" diameter, 72" OAL.....	5 lbs. (2.5kg)
1351	Replacement Belt, 72"	4 lbs. (2kg)



PIPE CUTTERS

CONTINUED



SEE THESE PIPE CUTTERS IN ACTION ON OUR WEBSITE AT WWW.WHEELERREX.COM



FREE CD AVAILABLE



Blade cover removed for photographic purposes.

THE PIPEMASTER

General Information:

Unit consists of a cutting head with internal gears which operate the drive wheels and blade shaft. Cutting blades (except for No. 4616) must be cooled with water during cutting and are fully enclosed for safety. The cutter is held onto the pipe by a wide roller chain which is tensioned with a threaded take-up mechanism. A chart is included which tells the operator how much chain is required for various sizes of pipe. PipeMaster comes standard with cutting head, roller chain, wedges and water supply tank in a wood case. Blades are chosen based on pipe material and are not included with the basic machine. Maximum wall thickness for cutting is 1". The unit has a hydraulic motor which requires an external hydraulic power source. See our *Model 6500 Power Pak and 701185 Bypass Valve on the next page.*

- | | | | |
|------|---|--------------------------|--------|
| 4624 | PipeMaster 6" to 24" (150–600mm) | Shipping weight 104 lbs. | (47kg) |
| 4648 | PipeMaster 6" to 48" (150–1200mm) | Shipping weight 115 lbs. | (52kg) |

PipeMaster Features:

- Maximum hydraulic requirements 6 gpm/1500 psi
- Gearbox: Worm Drive with 80–90W gear oil required
- Cutting speed: 3" (150mm) of surface travel per minute
1" (25mm) of diameter per minute
- Cutting Clearance: Radial 8" (200mm); Axial 16" (400mm)
- Blade Speed: 1200 RPM
- Construction: Aluminum gearbox, side plated steel; bronze gears, steel roller chain, drive wheels are aluminum with urethane covering


Cutting 30" pipe and larger may require special instructions to complete the cut.

PIPEMASTER BLADES

Three blades for Cast Iron, Ductile Iron and Steel Pipes. Available with diamond or carbide tipped. These blades will fit the Wheeler-Rex PipeMaster as well as Universal and Utility Cutters from Reed Manufacturing, Keel and WACHS.



Blade No. 4706
6" Carbide-tipped
Blade for Steel Pipe



Blade No. 4606
6" Diamond Blade for
CI/DI Pipe



Blade No. 4616
6" Economy Diamond
Blade for DI Pipe

- | | |
|------|--|
| 4706 | 6" Carbide Tipped Blade for steel pipes |
| 4606 | 6" Diamond Blade for cast iron, ductile iron and clay pipes |
| 4616 | 6" Economy Diamond Blade for ductile iron pipes. Cut dry or wet. Low price and excellent performance make this blade the best value on the market!!! |



PipeMaster comes with these as standard accessories.


PIPEMASTER ACCESSORIES

- 700970 Drive Wheels for 6" pipe (2 required)
- 276693 Water Supply Tank, 4 gallon
- 700821 20' Hydraulic Hose Assembly complete with male/female FF quick disconnects
- 276288 Flat Face Male Quick Disconnect
- 276289 Flat Face Female Quick Disconnect
- 4686 Roller Chain, one link section
- 4685 Steel Wedge, set of 6 wedges
- 4606 6" Diameter Diamond Blade for CI, DI & clay
- 4706 6" Tungsten Carbide Tipped Blade for steel
- 4616 6" Economy Diamond Blade for DI pipe

Different drive wheels are required to cut 6" pipes (see part number 700970 above).

Number of Chain Links Required:

Pipe Diameter	24" (600mm)	48" (1200mm)
Number of Links	34 pieces	62 pieces



6500 HYDRAULIC POWER PAK 221 lbs. (100.5kg)

Features:

- Maximum hydraulic information: 6 gpm/1500 psi
- Adjustable pressure-relief valve
- Complete with 6.5 hp Honda engine, on two-wheeled cart with pneumatic tires and cage
- Comes with two 700821 – 20' Hydraulic Hose Assemblies complete with male/female FF quick disconnects
- Can be used to power other hydraulic tools

701185 BYPASS VALVE KIT

Bypass Valve 6 gpm/1500 psi 13 lbs. (5.9kg)



Bypass Valve Kit is designed to be used with your truck, skid loader, backhoe or tractor's hydraulic system for use with the Wheeler-Rex PipeMaster. The 701185 will adapt your current hydraulic system to the specs required to operate the PipeMaster (maximum 6 gpm/1500 psi). Weight is only 10 pounds and it is easy to connect. The PipeMaster's hydraulic lines will directly attach to the quick disconnects for both input and output points on the Bypass Valve. Hydraulic lines are required and are not included with the 701185 and are available as an additional accessory.*

*700821 20' Hydraulic Hose Assembly complete with male/female FF quick disconnects

Features:

- Maximum input from alternative hydraulic power source: 0–30 gpm/0–3000psi
- Maximum output from Bypass valve: 0–6 gpm/0–1500psi



GROOVING & FABRICATION

MANUAL ROLL GROOVER

Finger-adjust depth screw and gauge keys provide quick adjustment and accurate, repeatable grooves. The formed grooves comply with the specifications required for mechanical coupling systems.

6600 Forms standard roll grooves for 1 1/4"-6" steel pipe 24 lbs. (11kg)

Features:

- Lightweight at 20 lbs. for manual use
- 1 1/4"-6" Schedule 10 and Schedule 40 steel pipe
- 1 1/4"-6" Schedule 10 stainless steel pipe
- Can be used manually or in place when powered by Wheeler-Rex Model 6090, 7090, 8090, 6790 or 300 Machines
- Uses heavy duty bearings, hardened and ground shaft and roller
- Can roll groove 2"- 8" K, L, M & DWV copper pipe (with optional roller and shaft)
- Comes standard with bent ratchet and ratchet extension
- Grease fittings for lubrication points
- Ball detents on both depth screw and pinion gear

6601 Copper Manual Groover 24 lbs. (11kg)
 6602 Steel Roll Kit 5 lbs. (2.3kg)
 6603 Stabilizer Bars for Model 300 Machines 2 lbs. (1kg)
 6604 Bracket Kit for 6090, 7090, 8090 & 6790 Wheeler-Rex Machines 6 lbs. (2.8kg)
 6605 Copper Roll Groove Kit 5 lbs. (2.3kg)



PORTABLE ROLL GROOVERS

For 1"-6" Schedule 5 to Schedule 40 steel. T-handle feed design minimizes operator fatigue. No separate ratchet required. SAFER – short lengths of pipe stay on rollers without operator assistance. All models are lightweight, compact and easily mounted. Carriage does not need to be removed for installation.

8400 2"- 6" Roll Groover with Base for 6090, 7090 & 8090 33 lbs. (15kg)
 8401 2"- 6" Roll Groover with Base for Model 300 33 lbs. (15kg)
 8402 2"- 6" Roll Groover with Base for Model 300 Compact 34 lbs. (15.5kg)
 8403 2"- 6" Roll Groover with Base for 6790 35 lbs. (15.9kg)

Accessories:

84000 Base Only for Models 6090, 7090 & 8090 Machines
 84001 Base Only for Model 300 Machines
 84002 Base Only for Model 300 Compact Machines
 84003 Base Only for Model 6790 Machines
 700628 2"- 6" Roller & Shaft Set for Copper Pipe
 700639 1" Roller & Shaft Set for Steel
 700640 1 1/4"-1 1/2" Roller & Shaft Set for Steel



HYDRAULIC ROLL GROOVER


For use with a 2" or 4" pipe threading machine. The carriage, reamer and die heads do not need to be removed from the machine. A simple mounting bracket provides quick attachment to Wheeler-Rex Models 6090, 7090, 8090 and 6790 as well as the Model 300 Machines.

9700 Hydraulic Roll Groover with Base for Wheeler-Rex 6090, 7090 & 8090 94 lbs. (42.7kg)
 9701 Hydraulic Roll Groover with Base for Wheeler-Rex 6790 94 lbs. (42.7kg)
 9703 Hydraulic Roll Groover with Base for Model 300 Machines 94 lbs. (42.7kg)

Features:

- Capacity: 1"-16" Schedule 10 Steel Pipe
 1"-12" Schedule 40 Steel Pipe
- Unit comes standard with the 2" to 6" Roller Set for Schedule 40 and Schedule 10
- Compact, lightweight, powerful with a large capacity
- Built-in hydraulic cylinder
- Easy operation with guide rollers to prevent the pipe from slipping and helps to eliminate vibration





9700 Hydraulic Roll Groover on Threader.

HYDRAULIC ROLL GROOVER ACCESSORIES

- 341560 Machine Mounting Kit for Wheeler-Rex 6090, 7090 & 8090
- 341562 Machine Mounting Kit for Wheeler-Rex 6790
- 341563 Machine Mounting Kit for Model 300 Machines
- 341118 Roller Set 1" to 1½" Schedule 5 and 10, Thin-Wall SS
- 341119 Roller Set 2" to 3" Schedule 5 and 10, Thin-Wall SS
- 341120 Roller Set 4" to 6" Schedule 5 and 10, Thin-Wall SS
- 341138 Roller Set 14" to 16" Schedule 10
- 606460 Roller Set 1" to 1½" Schedule 40
- 606459 Roller Set 8" Schedule 40 and 8" to 12" Schedule 10
- 341137 Roller Set 10" to 12" Schedule 40
- 341141 Shaft 1" to 1½"
- 341124 Spacer for 8" to 12"

HYDRAULIC ROLL GROOVING MACHINES

Produces factory grooves on 1"–12" Schedule 10 and 1"–8" Schedule 40 steel pipe. Unique features include horizontal self-centering head, finished groove indicator light and optional electric power pump. Two (2) 220V outlets required; one (1) for the motor and one (1) for the hydraulic system. Standard rollers included for 2"–6".

Specifications: 220V 50–60Hz ONLY

Standard Accessories: 2"–6" rollers, toolbox and tools.

- 7702 2"–6" with manual pump
Gross weight, packed 260 lbs. (118kg)
- 7703 2"–6" with electric power pump
Gross weight, packed 260 lbs. (118kg)

Optional Accessories:

- 606520 2"–6" Roller Set
- 606459 8"–12" Roller Set
- 606460* 1"–1½" Roller Set, 118.00
- 606461* 1"–1½" Roller Shaft

**Both items are required to groove 1"–1½" pipe*

ORBITAL PIPE CUTTER

For 4"–12" (100–300mm) steel and ductile iron pipe. The clamshell frame and modular design make this machine fast and easy to set up and operate. A single frame and gear plate make the orbital the most economical unit for its size range. Standard 115V electric power. Complete with all necessary accessories and packed in a storage case.

- 6412 Cut & Bevel, DI & CI pipe 4"–12" (100–300mm)
- 8412 Cut & Bevel, steel pipe 4"–12" (100–300mm)
- 5412 Cut & Groove, steel pipe 4"–12" (100–300mm)
- Shipping weight..... 362 lbs. (165kg)

Spares and Accessories:

- 220267 Cut-Off Blade, DI
- 220808 RH Cut-Off Blade, steel
- 220809 LH Cut-Off Blade, steel
- 220705 30° Steel Bevel Blade
- 220706 37½° Steel Bevel Blade
- 220770 45° Steel Bevel Blade
- 220707 45° DI Bevel Blade
- 220855 Support Stand (not included with orbital as standard feature—purchased separately)



Support stand not included.



8415

Chain Vice



8416

Flat Vice



Large Pipes



Bundled Pipes



Cart available as an extra option.

MANTIS™ BAND SAWS

A band saw with twice the action by quickly and easily changing the vise. Cuts pipes – even bundled pipes, square pipes, large pipes and many other types with ease. Can be locked in an upward position to use as a vertical table saw.

8415	Band Saw with Chain Vice	98 lbs.	(44.5kg)
8416	Band Saw with Flat Vice	113 lbs.	(51kg)
475190	Chain Vice Unit	13 lbs.	(6kg)
475192	Flat Vice Unit	27 lbs.	(13kg)

Specifications:

Motor: 120V, 50/60Hz 345W Blade Dimensions: 64.5" x .51" x .025"
 Pulley Speed: 70 min-1 (50Hz) 80 min-1 (60Hz) Band Saw Dimensions: 35.4" x 14.2" x 16.6"

Features:

- Lightest weight band saw in its class
- Very easy to change the blade
- 1/4" – 6" cutting capacity
- Cuts steel, stainless steel, cast iron, conduit or polyethylene/polypropylene pipes
- Weight is counter-balanced for straight cuts
- Vises change quickly & easily with three bolts
- Great for cutting angles on square pipes
- Safety shut off switch
- Can cut bundled pipes
- Cover is designed to store spare blades
- Comes standard with 14 tooth HSS blade
- Other blades available

MANTIS™ REPLACEMENT BLADES

Blade Number	Material	Number of Teeth
475200	Alloy	8
475201		10
475202		14
475203		18
475204		24
475210	High-Speed Steel Bimetal	10
475211		14
475212		18
475213	Grid Saw	24
475220		—

Blade Selection Table

Select blade and cutting load appropriate for type, diameter and wall thickness of material to be cut.

Material		LL= Ultra light load L= Light load M= Medium load H= Heavy load				Alloy				High-Speed Steel				
		8	10	14	18	24	10	14	18	24				
Steel Pipe	1/4" – 1"			L	L					L	L			
	1 1/4" – 3"			M	M					M	M			
	3 1/2" – 6"			H	H					H	H			
Stainless Steel	Sch 40	1/4" – 1"								L	L			
		1 1/4" – 3"								M	M			
		3 1/2" – 6"									H	H		
Polyethylene or Polypropylene				LL	LL					LL	LL			
Conduit	Thick Steel				M						M			
	Thin Steel				L	L					L	L		
Cast Iron Pipe				H						H			LL	
Steel	Section Steel	≤ 5/64"					LL						LL	
		3/32" – 5/32"			L	L					L	L		
		5/32" – 3/16"			M	M					M	M		
		1/4" – 5/16"		M	H				M	H				
	≥ 5/16"		H	H				H	H					
	Round Bar	≤ 5/6"			M	M					M	M		
		5/8" – 2"			H						H			
2 1/32" – 3 1/4"		H	H						H	H				

60504 Optional Cart..... Shipping weight 101 lbs. (46kg)

THREADING EQUIPMENT



MANUAL RATCHET THREADER SETS

Wheeler-Rex Drop Heads and Dies are ideal for in-place threading from 1/2" – 2" and are designed to fit Wheeler Ratchet Handle 43310 as well as the Ridge Tool Company Models 12R, OO-R, 111-R, O-R, 30A & 31A, 700 Power Drives, Reed Mfg. DHR12 Series Drop Heads and Berkley Tool BT40000 Series Drop Heads.

4200	Complete with Tool Box for 1/2"–2".....	52 lbs.	(23.6kg)
4202	Complete with Tool Box for 1/2"–1".....	34 lbs.	(15.5kg)
4207	Complete with Tool Box for 1/2"–1 1/4".....	39 lbs.	(17.8kg)
4209	Complete with Tool Box for 1/2"–2" NPSM.....	52 lbs.	(23.6kg)
4211	Complete with Tool Box for 1"–2".....	42 lbs.	(19kg)
4215	Complete with Tool Box for 1/2"–2" BSPT.....	52 lbs.	(23.6kg)
4213	Complete without tool box for 1/2"–2".....	37 lbs.	(16.8kg)
43310	Ratchet Handle.....	8 lbs.	(3.6kg)
43300	Replacement Carrying Case.....	17 lbs.	(7.7kg)



MINI POWER DRIVES

Lightweight and portable, the Wheeler-Rex Mini Power Drive can thread up to 2" diameter pipe or conduit and 1" bolt or rod in just seconds. Accepts 12R style die heads. Requires only 1 3/4" clearance for working in trenches, overhead and in tight quarters and can tighten nuts, drive cable pullers, turn hoists and jacks, open and close valves. Mechanical high speed reverse speeds removal after threading.

640	Power Drive, 12R Adapter & Safety Vise with Case.....	37 lbs.	(16.8kg)
-----	---	---------	----------

Accessories:

6401	Case only for 640.....	14 lbs.	(6.4kg)
6402	12R Adapter for 640		

Safety Vise:

80115	Absorbs torque from Power Drives to reduce fatigue and protect the operator.....	6 lbs.	(3kg)
-------	--	--------	-------

64200 RATCHET THREADER KIT AND POWER DRIVE COMBO

Model 4200 Manual Ratchet Threader Set for 1/2"–2" and the Model 640 Mini Power Drive ordered as one convenient kit, but each tool still includes their own tool box.

Shipping weight.....	89 lbs.	(40.5kg)
----------------------	---------	----------



6402

80115



Mini Power Drive shown with Tripod Vise Stand and Safety Vise.

HAND OPERATED OILER

The Wheeler-Rex hand operated oiler features a metal reservoir bucket, removable plastic scrap/chip tray and 56" hose with trigger nozzle. Includes one gallon of ThreadMaster Oil.

5900	Shipping weight.....	19 lbs.	(8.6kg)
59050	Replacement Hand Pump		





12R STYLE REPLACEMENT DIES AND DIE HEADS

12R STYLE DIES - NPT

Wheeler #	Ridge #	Nominal Pipe Size	Type Thread	Die Material
837810	37810	1/8"	NPT	Alloy
837815	37815	1/4"	NPT	Alloy
837820	37820	3/8"	NPT	Alloy
837825	37825	1/2"	NPT	Alloy
837830	37830	3/4"	NPT	Alloy
837835	37835	1"	NPT	Alloy
837840	37840	1 1/4"	NPT	Alloy
837845	37845	1 1/2"	NPT	Alloy
837850	37850	2"	NPT	Alloy



12R STYLE DROP HEAD WITH DIES - NPT

Wheeler #	Ridge #	Nominal Pipe Size	Type Thread	Die Material
837375	37375	1/8"	NPT	Alloy
837380	37380	1/4"	NPT	Alloy
837385	37385	3/8"	NPT	Alloy
837390	37390	1/2"	NPT	Alloy
837395	37395	3/4"	NPT	Alloy
837400	37400	1"	NPT	Alloy
837405	37405	1 1/4"	NPT	Alloy
837410	37410	1 1/2"	NPT	Alloy
837415	37415	2"	NPT	Alloy

12R STYLE DIES - BSPT

Wheeler #	Ridge #	Nominal Pipe Size	Type Thread	Die Material
866110	66110	1/8"	BSPT	Alloy
866115	66115	1/4"	BSPT	Alloy
866120	66120	3/8"	BSPT	Alloy
866125	66125	1/2"	BSPT	Alloy
866130	66130	3/4"	BSPT	Alloy
866135	66135	1"	BSPT	Alloy
866140	66140	1 1/4"	BSPT	Alloy
866145	66145	1 1/2"	BSPT	Alloy
866150	66150	2"	BSPT	Alloy

12R STYLE DROP HEAD WITH DIES - BSPT

Wheeler #	Ridge #	Nominal Pipe Size	Type Thread	Die Material
865950	65950	1/8"	BSPT	Alloy
865955	65955	1/4"	BSPT	Alloy
865960	65960	3/8"	BSPT	Alloy
865965	65965	1/2"	BSPT	Alloy
865970	65970	3/4"	BSPT	Alloy
865975	65975	1"	BSPT	Alloy
865980	65980	1 1/4"	BSPT	Alloy
865985	65985	1 1/2"	BSPT	Alloy
865990	65990	2"	BSPT	Alloy

12R STYLE DIES - NPSM

Wheeler #	Ridge #	Nominal Pipe Size	Type Thread	Die Material
837945	37945	1/8"	NPSM	Alloy
837950	37950	1/4"	NPSM	Alloy
837955	37955	3/8"	NPSM	Alloy
837960	37960	1/2"	NPSM	Alloy
837965	37965	3/4"	NPSM	Alloy
837970	37970	1"	NPSM	Alloy
837975	37975	1 1/4"	NPSM	Alloy
837980	37980	1 1/2"	NPSM	Alloy
837985	37985	2"	NPSM	Alloy



12R STYLE DROP HEAD DIES - NPSM

Wheeler #	Ridge #	Nominal Pipe Size	Type Thread	Die Material
837555	37555	1/8"	NPSM	Alloy
837560	37560	1/4"	NPSM	Alloy
837565	37565	3/8"	NPSM	Alloy
837570	37570	1/2"	NPSM	Alloy
837575	37575	3/4"	NPSM	Alloy
837580	37580	1"	NPSM	Alloy
837585	37585	1 1/4"	NPSM	Alloy
837590	37590	1 1/2"	NPSM	Alloy
837595	37595	2"	NPSM	Alloy

PIPE THREADING MACHINES



7991 SIDEKICK II PIPE THREADER

The Wheeler-Rex Model 7991 is a full-featured threading machine for 1/4" to 1" pipe. Featuring front and rear chucks, an auto-open auto-oiling notch-type die head, safety auto shut off, larger carriage & cutter handles and a unique one blade reamer.

Model 7991 Features:

- Auto open notch die head
- Front and rear chucks
- Auto-oiling die head
- Large scrap tray
- Weighs only 58 pounds
- Safety auto shut off
- One blade reamer
- 1" pipe threading time — 16 seconds
- Built-in carrying handle
- Foot switch
- Spare cutter wheel.

Includes:

- 1/2"-1" die head
- Two sets of dies: 1/2"-3/4" and 1"

Specifications:

Standard Capacity: 1/2"-1"

Voltage: 115V

Motor: 400W series, single phase

Free Speed: 55 RPM

Net Weight: 58 lbs.

Dimensions: 15" x 11" x 12"

Optional:

- 1/4"-3/8" NPT dies
- 1/4"-1" NPT Die Head
- 841 Stand



Shipping weight.....64 lbs. (29kg)
 Net weight58 lbs. (26kg)

7992

Same as 7991 except comes complete with 60131 manual opening die head for 1/4"-1" and 1/2"-3/4" and 1" NPT dies.

Shipping weight.....65 lbs. (29.5kg)
 Net weight58 lbs. (26kg)

7993

Same as 7991 except comes complete with two 1/2"-1" quick opening 70131 die heads and one each 1/2"-3/4" and 1" NPT dies.

Shipping weight.....72 lbs. (32.7kg)
 Net weight58 lbs. (26kg)


7998

Same as 7991 except comes complete with 220V motor.

Shipping weight.....64 lbs. (29kg)
 Net weight58 lbs. (26kg)

THREE YEAR WARRANTY, INCLUDING ELECTRIC MOTORS

FREE OIL SAMPLE INCLUDED WITH EACH MACHINE



Model 7991 shown on optional 841 Stand



Front and Rear Chucks



Notch-Type Auto Open Die Head — Oils thru the die head

Unique One Blade Reamer



Carriage and Cutter Handles are Larger





PIPE THREADING MACHINES

FREE OIL SAMPLE INCLUDED WITH EACH MACHINE



7890

Lightweight, easy to use, manual opening automatic oiling die head, compact and efficient. Completely equipped to cut, thread, and ream.

Features: For 1/2" to 1 1/2" pipe, 110V/120V, single phase 600W series motor, average noise level: 85db, maximum amperage under load: 12.2, no load RPM: 56

Includes: 1/4"-1 1/2" die head, two sets of NPT dies: 1/2"-3/4" and 1"-1 1/2", spare cutter wheel, foot switch, 3 legs.

Optional: 1/4"-3/8" NPT, 5/16"-1 1/2" UNC bolt, 1/2"-1 1/2" NPSM

Shipping weight.....148 lbs. (67kg)
 Net weight.....105 lbs. (48kg)

THREE YEAR WARRANTY, INCLUDING ELECTRIC MOTORS.



8090

Features complete **interchangeability** with the Model 300 dies and die heads. This portable and compact, high-performance threading machine has a self-opening die head and through the die head oiling. Completely equipped to cut, thread and ream.

Features: For 1/2" to 2" pipe, 110/120 V, single phase 700W series motor, average noise level: 85db, maximum amperage under load: 15.3, no load RPM: 39, 3/4 hp, 50/60Hz

Includes: 1/2"-2" die head, two sets of NPT dies: 1/2"-3/4" and 1"-2", foot switch, 4 legs.

Shipping weight.....186 lbs. (84.5kg)
 Net weight.....166 lbs. (75.5kg)

THREE YEAR WARRANTY, INCLUDING ELECTRIC MOTORS.



80118 Die Head

8096

Same as 8090 except comes with two 80118 Die Heads.

Shipping weight.....200 lbs. (91kg)
 Net weight.....180 lbs. (81.8kg)

THREE YEAR WARRANTY, INCLUDING ELECTRIC MOTORS.

8097

Same as 8090 except comes with 897065 Universal Die Head for 1/8"-2".

Gross weight, packed186 lbs. (84.5kg)
 Net weight.....166 lbs. (75.5kg)


THREE YEAR WARRANTY, INCLUDING ELECTRIC MOTORS.

8098

Same as 8090 except comes with 220V motor.

Gross weight, packed186 lbs. (84.5kg)
 Net weight.....166 lbs. (75.5kg)

THREE YEAR WARRANTY, INCLUDING ELECTRIC MOTORS.



6790

The 6790 features a self-opening die head, with through die head oiling. Ultimate accuracy with quick changes between pipe sizes, producing quality threads. The 6790 offers adjustable thread length, three-stage oil filtration system, and a sturdy three flute reamer that covers the entire 1/2"-4" range. The 6790 is a three speed machine that is powered by a durable condenser motor, with an extremely low noise level. Completely equipped to cut, thread, and ream.

Features: For 1/2" to 4" pipe, 110V/120V or 220V/230V, single phase 1KW condenser motor, average noise level: 72db, maximum amperage under load: 18.5 no load RPM: 15/27/48, 1 hp, 50/60Hz

Includes: Two die heads: 1/2"-2" and 2 1/2"-4", three sets of NPT dies: 1/2"-3/4", 1"-2" and 2 1/2"-4", spare cutter wheel, foot switch, 4 legs and built-in tool tray.

Optional: 1/4"-3/8" NPT, 3/4"-4" beveling and grooving, 5/16"-2" UNC bolt, and 1/2"-4" NPSM

Shipping weight.....409 lbs. (186kg)

Net weight.....326 lbs. (148kg)

THREE YEAR WARRANTY, INCLUDING ELECTRIC MOTORS.

QUICK ADJUSTING
NOTCH-TYPE DIE HEAD



6793

Same as 6790 except with **THREE (3) self-opening NOTCH-TYPE DIE HEADS**. This offers accuracy, quick changes between pipe sizes and eliminates switching dies when changing pipe sizes. Completely equipped to cut, thread, and ream.

Shipping weight.....423 lbs. (192kg)

Net weight.....344 lbs. (157kg)

THREE YEAR WARRANTY, INCLUDING ELECTRIC MOTORS.



6794

Same as 6790 except with a **BLADE-TYPE CUTTER**, which is designed for plastic lined pipe, as well as standard steel pipe. Completely equipped to cut, thread, and ream.

Features: For 1/2" to 4" pipe, 110V/120V or 220V/230V, single phase 1KW condenser motor, average noise level: 72db, maximum amperage under load: 18.5 no load RPM: 15/27/48

Includes: Two die heads: 1/2"-2" and 2 1/2"-4", three sets of NPT dies: 1/2"-3/4", 1"-2" and 2 1/2"-4", spare cutter wheel, foot switch, 4 legs and built-in tool tray.

Optional: 1/4"-3/8" NPT, 3/4"-4" beveling and grooving, 5/16"-2" UNC bolt, and 1/2"-4" NPSM

Shipping weight.....406 lbs. (185kg)

Net weight.....334 lbs. (152kg)

THREE YEAR WARRANTY, INCLUDING ELECTRIC MOTORS.



6590

This machine has self opening notch type die heads with through die head oiling. These die heads offer accuracy and quick changes between pipe sizes, while providing quality threads. The 6590 is totally gear driven and powered by a condenser motor, producing extremely low noise levels. Quiet operation permits use in hospitals, factories, and in other locations where noise can be a problem. Completely equipped to cut, thread, and ream.

Features: For 2 1/2" to 6" pipe, 110/120V or 220V/230V, single phase .75KW condenser motor, average noise level: 76db, maximum amperage under load: 14.5, no load RPM: 6.1/20.2, 1 hp, 50/60Hz

Includes: Two die heads: 2 1/2"-4" and 5"-6", two sets of NPT dies: 2 1/2"-4", and 5"-6", foot switch, 4 legs and Blade-Type Cutter.

Optional: 2 1/2"-6" beveling and grooving

Shipping weight.....532 lbs. (242kg)

Net weight.....451 lbs. (206kg)

THREE YEAR WARRANTY, INCLUDING ELECTRIC MOTORS.



THREADING ACCESSORIES & CUTTING FLUID

THREADER CARTS

60513	Collapsible Cart for Wheeler-Rex 8090 Pipe Threader	Shipping weight 101 lbs.	(46kg)
60508	Collapsible Cart for Wheeler-Rex 7090 Pipe Threader	Shipping weight 101 lbs.	(46kg)
60509	Collapsible Cart for Wheeler-Rex 6090 Pipe Threader	Shipping weight 101 lbs.	(46kg)
60512	Collapsible Cart for 300 Style Pipe Threader	Shipping weight 101 lbs.	(46kg)
60506	Threader Cart w/out Toolbox for 6390/6790/6794/6793	135 lbs.	(61.4kg)
60507	Threader Cart with Toolbox for 6390/6790/6794/6793	178 lbs.	(81kg)
60514	Threader Cart w/out Toolbox for 6590	135 lbs.	(61.4kg)
60515	Threader Cart with Toolbox for 6590	178 lbs.	(81kg)

NIPPLE ATTACHMENTS

87050	1/2" Nipple Chuck/Internal Pipe Wrench	5 oz.	(140g)
87075	3/4" Nipple Chuck/Internal Pipe Wrench	9 oz.	(252g)
87100	1" Nipple Chuck/Internal Pipe Wrench	10 oz.	(280g)
87101	Set of 3 Nipple Chucks (87050, 87075 & 87100)	24 oz.	(672g)
62000	1/2" NPT Nipple Chuck	3 lb.	(1.4kg)
62001	3/4" NPT Nipple Chuck	3 lb.	(1.4kg)
62002	1" NPT Nipple Chuck	3 lb.	(1.4kg)
62003	1 1/4" NPT Nipple Chuck	5 lb.	(2.3kg)
62004	1 1/2" NPT Nipple Chuck	5 lb.	(2.3kg)
62005	2" NPT Nipple Chuck	5.5 lb.	(2.5kg)
62006	2 1/2" NPT Nipple Chuck	8 lb.	(3.6kg)
62007	3" NPT Nipple Chuck	8.5 lb.	(3.8kg)
62009	4" NPT Nipple Chuck	12 lb.	(5.5kg)

841 PORTABLE THREADER STAND

Light weight folding stand. Designed to fit model 7991 Wheeler-Rex pipe Threading Machine	30 lbs.	(14kg)
---	---------	--------

WHEELER-REX PIPE THREADING OIL

Wheeler-Rex Pipe Threading Oil gives you premium performance at a reasonable price. Blended to thread Stainless Steel, Galvanized as well as Carbon Steel means you only need one oil for all your needs. Low odor and transparent appearance make this fluid pleasant to use in addition to creating quality threads and long die life.

60601	1 Gallon ThreadMaster Oil	8 lbs.	(3.5kg)
60604	1 Quart ThreadMaster Oil	2.5 lbs.	(1kg)
60603	2 Quart ThreadMaster Oil	4.5 lbs.	(2kg)
60602	5 Gallon Pail of ThreadMaster Oil	41 lbs.	(19kg)
60655*	55 Gallon Drum of ThreadMaster Oil	434 lbs.	(197kg)
60605	4 Liter Threading Oil for Stainless Steel	10 lbs.	(4.5kg)
60606	16 Liter Threading Oil for Stainless Steel	50 lbs.	(22.7kg)

* Contact factory for current market price.



NEW FOR STAINLESS STEEL



6990 PONY 1/4" - 3/4" MAXIMUM PIPE RANGE

PART NO.	DIES
60210	1/4" - 3/8" NPT (60131 Die Head)
60211•	1/2" - 3/4" NPT (60130 Die Head)
DIE HEADS	
60130•	1/2" - 3/4" NPT/Self Opening Notch Style
SPARE PARTS	
60322•	Cutter Wheel
600979	Chuck Jaw Insert Set
602005	Motor Brush Set
602029	Reamer Cone


- Included with basic machine.



6991 SIDEKICK 1/4" - 1" MAXIMUM PIPE RANGE

PART NO.	DIES
60210	1/4" - 3/8" NPT (60131 Die Head)
60211•	1/2" - 3/4" NPT (60130 & 60131 Die Heads)
60212•	1" NPT (60131 Die Head)
60256	1/2" - 3/4" NPSM (60131 Die Head)
60257	1" NPSM (60131 Die Head)
DIE HEADS	
60131•	1/4" - 1" NPT/Manual Opening
SPARE PARTS	
60322•	Cutter Wheel
602103	Chuck Jaw Insert Set
602005	Motor Brush Set
602125	Reamer Cone

- Included with basic machine.



7991 SIDEKICK II 1/4" - 1" MAXIMUM PIPE RANGE

PART NO.	DIES
60210	1/4" - 3/8" NPT Dies (60131 Die Head)
60211•	1/2" - 3/4" NPT Dies (60130, 60131 & 70131 Die Heads)
60212•	1" NPT Dies (60131 & 70131 Die Heads)
60213	1/4" - 3/8" NPT Dies for S.S. (60131 Die Head)
60214	1/2" - 3/4" NPT Dies for S.S. (60131 & 70131 Die Heads)
60215	1" NPT Dies for S.S. (60131 & 70131 Die Heads)
60256	1/2" - 3/4" NPSM Dies (60131 & 70131 Die Heads)
60257	1" NPSM Dies (60131 & 70131 Die Heads)
DIE HEADS	
70131•	1/2" - 1" NPT/Quick Opening Die Head
60131	1/4" - 1" NPT/Manual Opening Die Head
SPARE PARTS	
60322•	Cutter Wheel
602103	Chuck Jaw Insert Set
606665	Motor Brush Set
606705	Reamer Blade

- Included with basic machine.

THREADING ACCESSORIES

CONTINUED

Model 6890 was discontinued 11/1/06 and these parts are interchangeable with Model 7890.

7890 1/4" - 1/2" MAXIMUM PIPE RANGE

PART NO.	DIES
60200	1/4" - 3/8" NPT (60120 Die Head)
60201•	1/2" - 3/4" NPT (60120 Die Head)
60202•	1" - 1 1/2" NPT (60120 Die Head)
60346	5/16" - 18 UNC Bolt (60125 Die Head)
60347	3/8" - 16 UNC Bolt (60125 Die Head)
60348	7/16" - 14 UNC Bolt (60125 Die Head)
60340	1/2" - 13 UNC Bolt (60125 Die Head)
60341	5/8" - 11 UNC Bolt (60125 Die Head)
60342	3/4" - 10 UNC Bolt (60125 Die Head)
60343	7/8" - 9 UNC Bolt (60125 Die Head)
60344	1" - 8 UNC Bolt (60125 Die Head)
60345	1 1/8" - 1 1/4" 7 UNC Bolt (60125 Die Head)
60349	1 1/2" - 6 UNC Bolt (60125 Die Head)
DIE HEADS	
60120•	1/4" - 1 1/2" NPT/Manual Opening
60125	5/16" - 1 1/2" UNC Bolt/Manual Opening
SPARE PARTS	
60324•	Cutter Wheel
60323	Chuck Jaw Insert Set

7090 & 8090 1/8" - 2" MAXIMUM PIPE RANGE


PART NO.	DIES
70201• #	1/2" - 3/4" NPT (70118, 80118 & 897065 Die Heads)
70209• #	1" - 2" NPT (70118, 80118 & 897065 Die Heads)
847735	1/8" NPT (897065 Die Head)
847740	1/4" - 3/8" NPT (897065 Die Head)
847745	1/2" - 3/4" NPT (70118, 80118 & 897065 Die Heads)
847750	1" - 2" NPT (70118, 80118 & 897065 Die Heads)
847775	1/8" S.S. (897065 Die Head)
847780	1/4" - 3/8" S.S. (897065 Die Head)
847785	1/2" - 3/4" S.S. (70118, 80118 & 897065 Die Heads)
847790	1" - 2" S.S. (70118, 80118 & 897065 Die Heads)
DIE HEADS	
70118•	1/2" - 2" NPT/Automatic Opening Die Head for 7090
80118#	1/2" - 2" NPT/Automatic Opening Die Head for 8090
897065	1/8" - 2" NPT/Quick Opening Die Head
SPARE PARTS	
60324• #	Cutter Wheel
70235	Chuck Jaw Insert Set
700715•	Oil Reservoir Plug
60508	Collapsible Threader Cart for 709051 lbs.
60513	Collapsible Threader Cart for 809051 lbs.

- Included with 7090 basic machine.
- # Included with 8090 basic machine.

6090 1/4" - 2" MAXIMUM PIPE RANGE

PART NO.	DIES
60200	1/4" - 3/8" NPT (60115 Die Head)
60201•	1/2" - 3/4" NPT (60118 Die Head)
60209•	1" - 2" NPT (60118 Die Head)
60233	1/2" - 3/4" S.S. (60118 Die Head)
60238	1" - 2" S.S. (60118 Die Head)
60250	1/2" - 3/4" NPT for PVC (60118 Die Head)
60251	1" - 2" NPT for PVC (60118 Die Head)
60353	3/4" Beveling 37.5° (60117 Die Head)
60354	1" - 2" Beveling 37.5° (60117 Die Head)
60338	3/4" Grooving (60117 Die Head)
60339	1" - 2" Grooving (60117 Die Head)
60230	1/2" - 3/4" Conduit (60116 Die Head)
60231	1" - 1 1/4" Conduit (60116 Die Head)
60232	1 1/2" - 2" Conduit (60116 Die Head)
60346	5/16" - 18 UNC Bolt (60114 Die Head)
60347	3/8" - 16 UNC Bolt (60114 Die Head)
60348	7/16" - 14 UNC Bolt (60114 Die Head)
60340	1/2" - 13 UNC Bolt (60114 Die Head)
60341	5/8" - 11 UNC Bolt (60114 Die Head)

- Included with basic machine.



8090
Threading
Machine



80118 Die Head



6090 CONTINUED

DIES (CONTINUED)	
60342	3/4"-10 UNC Bolt (60114 Die Head)
60343	7/8"-9 UNC Bolt (60114 Die Head)
60344	1"-8 UNC Bolt (60114 Die Head)
60345	1 1/8" & 1 1/4" - 7 UNC Bolt (60114 Die Head)
60349	1 1/2"-6 UNC Bolt (60114 Die Head)
60352	2"-4 1/2" UNC Bolt (60114 Die Head)
DIE HEADS	
60115	1/4"-2" NPT/Manual Opening
60118	1/2"-2" NPT/Automatic Opening
60114	5/16"-2" UNC Bolt/Manual Opening
60117	3/4"-2" Beveling & Grooving
60112	1/2"-3/4" NPT/Automatic Opening,/Notch type
60113	1"-2" NPT/Automatic Opening,/Notch type
60116	1/2"-2" Conduit/Manual Opening
SPARE PARTS AND CART	
60324	Cutter Wheel
60318	Chuck Jaw Insert Set
60328	Chuck Jaw Insert Set for Plastic Coated Pipe
60509	Collapsible Threader Cart 101 lbs.

6390 1/4"-2" MAXIMUM PIPE RANGE

PART NO.	DIES
60200	1/4"-3/8" NPT (60115 Die Head.)
60201	1/2"-3/4" NPT (60112 & 60115 Die Heads)
60233	1/2"-3/4" S.S. (60112 & 60115 Die Heads)
60208	1"-2" NPT (60113 Die Head)
60234	1"-2" S.S. (60113 Die Head)
60250	1/2"-3/4" NPT for PVC (60112 & 60115 Die Heads)
60252	1"-2" NPT for PVC (60113 Die Head)
60353	3/4" Beveling 37.5° (60117 Die Head)
60354	1"-2" Beveling 37.5° (60117 Die Head)
60338	3/4" Grooving (60117 Die Head)
60339	1"-2" Grooving (60117 Die Head)
60230	1/2"-3/4" Conduit (60116 Die Head)
60231	1"-1 1/4" Conduit (60116 Die Head)
60232	1 1/2"-2" Conduit (60116 Die Head)
60346	5/16"-18 UNC Bolt (60114 Die Head)
60347	3/8"-16 UNC Bolt (60114 Die Head)
60348	7/16"-14 UNC Bolt (60114 Die Head)
60340	1/2"-13 UNC Bolt (60114 Die Head)
60341	5/8"-11 UNC Bolt (60114 Die Head)
60342	3/4"-10 UNC Bolt (60114 Die Head)
60343	7/8"-9 UNC Bolt (60114 Die Head)
60344	1"-8 UNC Bolt (60114 Die Head)
60345	1 1/8" & 1 1/4"-7 UNC Bolt (60114 Die Head)
60349	1 1/2"-6 UNC Bolt (60114 Die Head)
60352	2"-4 1/2" UNC Bolt (60114 Die Head)
DIE HEADS	
60112	1/2"-3/4" NPT/Automatic Opening/Notch type
60113	1"-2" NPT/Automatic Opening/Notch type
60114	5/16"-2" UNC Bolt/Manual Open
60115	1/4"-2" NPT/Manual Opening
60117	3/4"-2" Beveling & Grooving
60116	1/2"-2" Conduit/Manual Opening
SPARE PARTS AND CART	
60324	Cutter Wheel
60306	Chuck Jaw Insert Set
60506	Threader Cart NO Toolbox 135 lbs.
60507	Threader Cart with Toolbox 178 lbs.


- Included with basic machine.



THREADING ACCESSORIES

CONTINUED


6790, 6793 & 6794 1/4" - 4" MAXIMUM PIPE RANGE



PART NO.	DIES
60200	1/4"-3/8" NPT (60115 Die Head)
60201●●●	1/2"-3/4" NPT (60112, 60115 & 60118 Die Heads)
60233	1/2"-3/4" S.S. (60112, 60115 & 60118 Die Heads)
60250	1/2"-3/4" NPT for PVC (60112, 60115 & 60118 Die Heads)
60209●●●	1"-2" NPT (60118 & 6 0115 Die Heads)
60208●●●	1"-2" NPT (60113 Die Head)
60234	1"-2" S.S. Dies (60113 Die Head)
60238	1"-2" S.S. (60118 & 60115 Die Heads)
60251	1"-2" NPT for PVC (60118 & 60115 Die Heads)
60206●●●	2 1/2"-4" Taper or Straight Threads (60106 Die Head)
60252	1"-2" NPT for PVC (60113 Die Head)
60235	2 1/2"-4" S.S. (60106 Die Head)
60253	2 1/2"-4" NPT for PVC (60106 Die Head)
60353	3/4" Beveling 37.5° (60117 Die Head)
60354	1"-2" Beveling 37.5° (60117 Die Head)
60330	2 1/2"-4" Beveling 37.5° (60123 Die Head)
60332	2 1/2"-4" S.S. Beveling 37.5° (60123 Die Head)
60338	3/4" Grooving (60117 Die Head)
60339	1"-2" Grooving (60117 Die Head)
60227	2 1/2"-3 1/2" Grooving (60123 Die Head)
60228	4" Grooving (60123 Die Head)
221066	2 1/2"-3 1/2" Grooving Dies for S.S. (60123 Die Head)
221067	4" Grooving Dies for S.S. (60123 Die Head)
60346	5/16"-18 UNC Bolt (60114 Die Head)
60347	3/8"-16 UNC Bolt (60114 Die Head)
60348	7/16"-14 UNC Bolt (60114 Die Head)
60340	1/2"-13 UNC Bolt (60114 Die Head)
60341	5/8"-11 UNC Bolt (60114 Die Head)
60342	3/4"-10 UNC Bolt (60114 Die Head)
60343	7/8"-9 UNC Bolt (60114 Die Head)
60344	1"-8 UNC Bolt (60114 Die Head)
60345	1 1/8"-1 1/4"-7 UNC Bolt (60114 Die Head)
60349	1 1/2"-6 UNC Bolt (60114 Die Head)
60352	2"-4 1/2 UNC Bolt (60114 Die Head)
60230	1/2"-3/4" Conduit (60116 Die Head)
60231	1"-1 1/4" Conduit (60116 Die Head)
60232	1 1/2"-2" Conduit (60116 Die Head)
DIE HEADS	
60115	1/4"-2" NPT/Manual Opening
60118●●●	1/2"-2" NPT/Automatic Opening
60106●●●	2 1/2"-4" Taper or Straight Threads/Automatic Opening/Notch Type
60117	3/4"-2" Beveling & Grooving
60123	2 1/2"-4" Beveling & Grooving
60112●●●	1/2"-3/4" NPT/Automatic Opening/Notch type
60113●●●	1"-2" NPT/Automatic Opening/Notch type
60114	5/16"-2" UNC Bolt/Manual Opening
60116	1/2"-2" Conduit/Manual Opening
SPARE PARTS AND CART	
60324●●●	Cutter Wheel
60310	Cutter Wheel
60301	HSS Cut-Off Blade
60390●●	Cut-Off Blade for 6794
220204	HSS 10° Bevel Blade
60307	Chuck Jaw Insert Set
60327	Chuck Jaw Insert Set for Plastic Coated Pipe
60506	Threader Cart NO Toolbox..... 135 lbs.
60507	Threader Cart with Toolbox..... 178 lbs.
600282	Straight Profile Block Assembly for 2 1/2"-4"
603680●●●	Wheel Cutoff Assembly
600845●●	Blade Cutoff Assembly

- Included with basic machine.
- Included with 6794 machine.
- Included with 6793 machine.

6590 2½"-6" MAXIMUM PIPE RANGE



PART NO.	DIES
60206•	2½"-4" Tapered or Straight (60127 Die Head)
60235	2½"-4" NPT S.S. (60127 Die Head)
60253	2½"-4" NPT for PVC (60127 Die Head)
60207•	5"-6" Tapered or Straight (60128 Die Head)
60236	5"-6" NPT S.S. (60128 Die Head)
60255	5"-6" NPT for PVC (60128 Die Head)
60330	2½"-4" Beveling 37.5° (60121 Die Head)
60332	2½"-4" S.S. Beveling 37.5° (60121 Die Head)
60331	5"-6" Beveling 37.5° (60122 Die Head)
60333	5"-6" S.S. Beveling 37.5° (60122 Die Head)
60227	2½"-3½" Grooving (60121 Die Head)
60228	4" Grooving (60121 Die Head)
221066	2½"-3½" Grooving Dies for S.S. (60121 Die Head)
221067	4" Grooving Dies for S.S. (60121 Die Head)
221068	5"-6" Grooving Dies for S.S. (60122 Die Head)
60229	5"-6" Grooving (60122 Die Head)
DIE HEADS	
60121	2½"-4" Beveling & Grooving
60122	5"-6" Beveling & Grooving
60127•	2½"-4" NPT Notch Style Tapered or Straight Automatic Opening
60128•	5"-6" NPT Notch Style Tapered or Straight Automatic Opening
ACCESSORIES	
60390•	Cut-Off Blade
60301	HSS Cut-Off Blade
220204	HSS 10° Bevel Blade
60310	Cutter Wheel
600280	Straight Profile Block Assembly
60514	Threader Cart NO Toolbox 135 lbs.
60515	Threader Cart with Toolbox 178 lbs.
60307	Chuck Jaw Insert Set
60327	Chuck Jaw Insert Set for Plastic Coated Pipe


- Included with basic machine.



7090 mounted on 60508 collapsible cart.



6790 mounted on 60507 cart.



UNIVERSAL REPLACEMENT DIES

THREADING DIES

Wheeler-Rex Dies are manufactured from TOOL STEEL and are designed to fit Wheeler Die Head 897065 as well as the following Ridge Tool Models 504A, 711, 713, 811A, 815A, 816, 817, and 842.

UNIVERSAL DIE HEAD

Wheeler # Ridge #
 897065 97065 For 1/8"-2" Quick opening die head..... 12 lbs. (5.5kg)



BALL DETENTS ARE STANDARD ON ALL WHEELER-REX DIE HEADS

PIPE DIES FOR UNIVERSAL DIE HEADS - NPT

Wheeler #	Ridge #	Nominal Pipe Size	Type Thread	Die Material
847735	47735	1/8"	NPT	Tool Steel
847740	47740	1/4"-3/8"	NPT	Tool Steel
847745	47745	1/2"-3/4"	NPT	Tool Steel
847750	47750	1"-2"	NPT	Tool Steel

PIPE DIES FOR UNIVERSAL DIE HEADS - NPT FOR STAINLESS STEEL

Wheeler #	Ridge #	Nominal Pipe Size	Type Thread	Die Material
847775	47775	1/8"	NPT	HSS
847780	47780	1/4"-3/8"	NPT	HSS
847785	47785	1/2"-3/4"	NPT	HSS
847790	47790	1"-2"	NPT	HSS


PIPE DIES FOR UNIVERSAL DIE HEADS - NPSM

Wheeler #	Ridge #	Nominal Pipe Size	Type Thread	Die Material
847825	47825	1/8"	NPSM	Tool Steel
847830	47830	1/4"-3/8"	NPSM	Tool Steel
847835	47835	1/2"-3/4"	NPSM	Tool Steel
847840	47840	1"-2"	NPSM	Tool Steel

BOLT DIES FOR UNIVERSAL DIE HEADS

Wheeler-Rex Bolt Dies are designed to fit Wheeler Die Head 897065 as well as the following Ridgid® Heads 504A, 711, 713, 811A, 815A, 816, 817 and 911.

Wheeler #	Ridge #	Nominal Pipe Size	Type Thread	Die Material
847985	47985	1/4"-20	UNC	Tool Steel
847990	47990	5/16"-18	UNC	Tool Steel
847995	47995	3/8"-16	UNC	Tool Steel
848000	48000	7/16"-14	UNC	Tool Steel
848005	48005	1/2"-13	UNC	Tool Steel
848010	48010	9/16"-12	UNC	Tool Steel
848015	48015	5/8"-11	UNC	Tool Steel
848020	48020	3/4"-10	UNC	Tool Steel
848025	48025	7/8"-9	UNC	Tool Steel
848030	48030	1"-8	UNC	Tool Steel
848035	48035	1 1/8"-7	UNC	Tool Steel
848040	48040	1 1/4"-7	UNC	Tool Steel
848045	48045	1 3/8"-6	UNC	Tool Steel
848050	48050	1 1/2"-6	UNC	Tool Steel
848055	48055	1 3/4"-5	UNC	Tool Steel
848060	48060	2"-4 1/2	UNC	Tool Steel





HYDROSTATIC TEST PUMPS

MANUAL HYDROSTATIC TEST PUMPS

Ideal for testing residential water lines. Also for pressure testing small pressure tanks, sprinkler, boiler and solar systems. Lightweight and easy to use. $\frac{3}{4}$ " garden hose female inlet and $\frac{9}{16}$ "-18 JICF male outlet. Equipped with shut off valve, gauge, and adjustable internal relief valve. 10 foot output hose included.

Features: 300 psi (21 bar)

- **29200** Shipping weight.....11 lbs. (5kg)

Features: 1,000 psi (70 bar)

- **29201** Shipping weight11 lbs. (5kg)

Accessories:

- 3917 10' High-Pressure Output Hose ($\frac{3}{8}$ " NPT male output connection)
- 29250 Pump Rebuild Kit
- 34550 10' Long Suction Hose with strainer ($\frac{3}{4}$ " male garden hose connection)

Designed especially for use in heating, compressed air, refrigeration systems, oil installations and sprinkler systems. Complete with 2.6 gallon stainless steel integral tank and 10 ft. output hose.

Features: 870 psi/60 bar, 1/2" connections

- **29900** with 1/2" connections Shipping weight18 lbs. (8kg)

Accessories:

- 3917 10' High-Pressure Output Hose ($\frac{3}{8}$ " NPT male output connection)
- 29950 Pump Repair Kit




HYDROSTATIC TEST PUMPS


CONTINUED

GAS POWERED HYDROSTATIC TEST PUMPS

Ideal for certifying the integrity of newly installed or repaired water lines, sewer lines, commercial sprinkler systems, and pressure vessels. All gasoline driven models come with Briggs & Stratton™ Intek Pro or Honda engines and are backed by their warranties. Recirculating systems provide pump protection and water conservation. Carts are wheeled for ease of movement. All units come standard with 10 ft. high-pressure output hose and 10 ft. suction hose with strainer.



NEW!



ROLLER PUMPS

Features: 5.4 gpm/300 psi (20.5 lpm/21 bar)

- **46301** with 6.5 hp B&S engine. Shipping weight.....151 lbs. (69kg)
- **463010** with 5.5 hp Honda engine. Shipping weight150 lbs. (68kg)

Accessories:

- 36352 Pump Repair Kit
- 34550 10' Suction Hose
- 221065 10' High-Pressure Output Hose

TWIN PISTON PUMPS

Features: 10 gpm/400 psi (38 lpm/28 bar)

- **46453** with 6.5 hp B&S engine w/ cart/wheels. Shipping weight..... 162 lbs. (74kg)
- **464530** with 5.5 hp Honda engine w/ cart/wheels. Shipping weight... 159 lbs. (72kg)
- **36454** with 6.5 hp B&S engine w/ cage. Shipping weight 136 lbs. (61kg)
- **364540** with 5.5 hp Honda engine w/ cage. Shipping weight 136 lbs. (61kg)

Accessories:

- 36352 Pump Repair Kit
- 34550 10' Suction Hose
- 221065 10' High-Pressure Output Hose

TRIPLEX PISTON PUMP

Features: 3.5 gpm/3,000 psi (15 lpm/21 bar)

- **373080** with 8.5 hp Honda engine. Shipping weight 193 lbs. (88kg)

Accessories:

- 36395 Valve Kit
- 36396 Seal Kit
- 34550 10' Suction Hose
- 221065 10' High-Pressure Output Hose

TRIPLEX PLUNGER PUMPS

Features: 3.5 gpm/1,200 psi (13 lpm/84 bar)


- **46200** with 6.5 hp B&S engine w/ cart/wheels. Shipping weight..... 130 lbs. (59kg)
- **462000** with 5.5 hp Honda engine w/ cart/wheels. Shipping weight.. 130 lbs. (59kg)
- **36200** with 6.5 hp B&S engine w/ cage. Shipping weight..... 87 lbs. (40kg)
- **362000** with 5.5 hp Honda engine w/ cage. Shipping weight..... 87 lbs. (40kg)

Accessories:


- 34052 Pump Repair Kit
- 34503 Pump Seal Kit
- 34550 10' Suction Hose
- 221065 10' High-Pressure Output Hose

GAS POWERED HYDROSTATIC TEST PUMPS

Continued



Model
46701



TRIPLE DIAPHRAGM PUMPS ...CAPABLE OF HANDLING 10% CHLORINE SOLUTIONS

Features: 10 gpm/500 psi (37.8 lpm/35 bar)

- **46501** with 6.5 hp B&S engine. Shipping weight..... 161 lbs. (73kg)
- **465010** with 5.5 hp Honda engine. Shipping weight..... 162 lbs. (73kg)
- **46701** with 6.5 hp B&S engine with tank. Shipping weight 211 lbs. (96kg)
- **467010** with 5.5 hp Honda engine with tank. Shipping weight 211 lbs. (96kg)

Accessories:

- 36345 Pump Repair Kit for all models above
- 36349 Pump Repair Kit for models 46500 and 465000
- 34550 10' Suction Hose
- 221065 10' High-Pressure Output Hose

DIAPHRAGM PUMPS ...CAPABLE OF HANDLING 10% CHLORINE SOLUTIONS

Features: 15 gpm/300 psi (57 lpm/21 bar)

- **46600** with 6.5 hp B&S engine w/ cart/wheels. Shipping weight173 lbs. (79kg)
- **466000** with 5.5 hp Honda engine w/ cart/wheels. Shipping weight 167 lbs. (76kg)

Accessories:

- 36347 Pump Repair Kit for models 46600 and 466000
- 34550 10' Suction Hose
- 221065 10' High-Pressure Output Hose

DIAPHRAGM PUMPS ...CAPABLE OF HANDLING 10% CHLORINE SOLUTIONS

Features: 26 gpm/250 psi (98 lpm/17 bar)

- **46800** with 8 hp B&S engine. Shipping weight..... 246 lbs. (112kg)
- **468000** with 8 hp Honda engine. Shipping weight..... 246 lbs. (112kg)

Accessories:

- 36390 Pump Repair Kit
- 34550 10' Suction Hose
- 221065 10' High-Pressure Output Hose

Wheeled pumps are available with cages. Contact factory for details and pricing.

ELECTRIC POWERED HYDROSTATIC TEST PUMPS

PORTABLE

Features: 4 gpm / 300 psi (15 lpm / 20 bar), 1/2 hp, 115/230V, 60Hz motor

- **39300** Ideal for certifying fire sprinkler lines, commercial plumbing and industrial testing. Compact, lightweight for portability, but yet powerful and rugged for the professional. Built in adjustable pressure regulator.

Shipping weight..... 34lbs (15kg)

Accessories:

- 39350 Pump Repair Kit
- 34550 10' Suction Hose



TWIN PISTON PUMPS

Features: 3 gpm / 500 psi (11 lpm / 35 bar) 1 hp capacitor start motor

- **35100** 115/230V, single phase, 60Hz. Shipping weight 86 lbs. (39kg)

- **35101** 220V, single phase, 50Hz. Shipping weight 86 lbs. (39kg)

Accessories:

- 36361 Pump Repair Kit
- 34550 10' Suction Hose



TRIPLEX PLUNGER PUMPS

Features: 1 gpm / 1000 psi (7 lpm / 70 bar, 1 hp capacitor start motor

- **33100** 115/230V, single phase, 60Hz. Shipping weight 110 lbs. (50kg)

- **33101** 220V, single phase, 50Hz. Shipping weight 110 lbs. (50kg)

Accessories:

- 36389 Pump Repair Kit
- 34550 10' Suction Hose



DIRECT DRIVE TRIPLEX PLUNGER PUMPS

Features: Single phase, 1.5 hp, 15amp capacitor start motor

- **47100** 2.2gpm / 1,000 psi (10 lpm / 70 bar), 115V, 60Hz. Shipping weight 127 lbs. (57kg)

- **47101** 2.2gpm / 1,000 psi (10 lpm / 70 bar), 220V, 50Hz. Shipping weight 127 lbs. (57kg)

- **47102** 1.1gpm / 2,000 psi (5 lpm / 138 bar), 115V, 60Hz. Shipping weight 127 lbs. (57kg)

- **47103** 1.1gpm / 2,000 psi (5 lpm / 138 bar), 220V, 50Hz. Shipping weight 127 lbs. (57kg)

Accessories:

- 34052 Discharge Valve Kit
- 34053 Pump Seal Kit
- 34550 10' Suction Hose



DIRECT DRIVE COUPLED TRIPLEX PLUNGER PUMP


Features: 3.5 gpm / 3,000 psi (13.25 lpm / 200 bar), 7.5 hp 208/230V 3-phase, 60Hz motor

- **37208** On 2-wheeled cart with full perimeter cage. Shipping weight 263 lbs. (120kg)

Accessories:

- 34054 Seal Kit
- 34055 Valve Kit
- 34550 10' Suction Hose





PNEUMATIC POWERED HYDROSTATIC TEST PUMPS

Features: 1 gpm / 1500 psi (3.8 lpm / 103 bar) 100 psi @ 75 cfm required

- **32150** Lightweight on a Steel Base. Shipping weight..... 31 lbs. (14kg)

Features: .5 gpm / 3,000 psi (1.8 lpm / 206 bar) 100 psi @75 cfm required

- **32300** Lightweight on a Steel Base. Shipping weight 29 lbs. (13kg)

Features: .088 gpm / 10,000 psi (.4 lpm / 689 bar) 100 psi @ 28 scfm required

- **32450** With full perimeter cage. Shipping weight..... 54 lbs. (24kg)

NEW!



FIRE HOSE TESTERS - ELECTRIC

Features: 3 gpm/500 psi, (10 lpm/35 bar), 115V, single-phase, 1 hp capacitor motor, one (1) 2 1/2" NST swivel female quick fill inlet and two (2) 2 1/2" NST male outlets with individual ball valves.

Cage mounted on swivel casters. Inlet and outlet hoses not provided.

- **363020** Two Hose Tester – Electric. Shipping weight 162 lbs. (74kg)

Features: 3 gpm/500 psi, (10 lpm/35 bar), 115V, single-phase, 1 hp capacitor motor, one (1) 2 1/2" NST swivel female quick fill inlet and two (2) 2 1/2" NST male outlets with individual ball valves.

Cage mounted on swivel casters. Inlet and outlet hoses not provided

- **363040** Four Hose Tester – Electric. Shipping weight 179 lbs. (81kg)



NEW!



FIRE HOSE TESTERS - GAS

Features: 10 gpm/400 psi, (38 lpm / 28 bar), 115V, single-phase, 1 hp capacitor motor, one (1) 2 1/2" NST swivel female quick fill inlet and four (4) 2 1/2" NST male outlets with individual ball valves. Cage mounted on swivel casters. Inlet and outlet hoses not provided.

- **363060** Four Hose Tester – Gas. Shipping weight 222 lbs. (101kg)

VACUUM TEST ASSEMBLY

An easy way to check a trash pump for proper suction. Verify proper operation before putting a pump into service. Simply prime pump, place flat face over suction port and start pump.

- **700536** Shipping weight 1 lb. (.45kg)





TRASH PUMPS

Specifically designed pumps for heavy duty applications. Handles solids with ease and simple to open and clean. Standard roll cage protects pump and engine. Steel strainer for intake hose included. Available with either Briggs & Stratton Intek™ Pro or Honda Engines.

2" TRASH PUMPS

Features: 2" Suction / Discharge ports, 180gpm / 680lpm, max solids up to 1"

- **56200** With 6.5 hp B&S Engine (Caged). Shipping weight..... 100 lbs. (45.5kg)
- **56201** With 6.5 hp B&S Engine on wheeled cart. Shipping weight..... 140 lbs. (63.6kg)
- **562000** With 5.5 hp Honda Engine (Caged). Shipping weight..... 100 lbs. (45.5kg)
- **562001** With 5.5 hp Honda Engine on wheeled cart. Shipping weight 140 lbs. (63.6kg)

Accessories:

- 56250 2" x 20' Suction Hose
- 56251 2" x 25' Discharge Hose
- 276270 Pump Repair Kit



3" TRASH PUMPS

Features: 3" Suction/ Discharge ports, 300gpm / 1140lpm, max solids up to 1.25"

- **56300** With 6.5 hp B&S Engine (Caged). Shipping weight..... 132 lbs. (60kg)
- **56301** With 6.5 hp B&S Engine on wheeled cart. Shipping weight..... 150 lbs. (68kg)
- **563000** With 5.5 hp Honda Engine (Caged). Shipping weight..... 134 lbs. (61kg)
- **563001** With 5.5 hp Honda Engine on wheeled cart. Shipping weight 150 lbs. (68kg)

Accessories:

- 56350 3" x 15' Suction Hose
- 56351 3" x 25' Discharge Hose
- 276271 Pump Repair Kit



56350



56351

MUDSUCKER DIAPHRAGM STYLE TRASH PUMPS

Features: 3" Suction/Discharge ports, 90gpm / 340lpm; for sewage, slurry, mud, thick liquids, max solids up to 1-5/8"

- **56310** With 6.5 hp B&S Engine. Shipping weight..... 179 lbs. (81kg)
- **563100** With 5.5 hp Honda Engine. Shipping weight 181 lbs. (82kg)

Accessories:

- 56350 3" x 15' Suction Hose
- 56351 3" x 25' Discharge Hose



56310

ENGINE DRIVEN TRASH PUMPS

Features: 4" Suction/Discharge ports, 540gpm / 44psi, low oil alert, self priming up to 20', max solids up to 2"

- **56400** With 16 hp B&S Vanguard Engine. Shipping weight..... 214 lbs. (97kg)
- **564000** With 13 hp Honda Engine on wheeled cart. Shipping weight..... 214 lbs. (97kg)

Accessories:

- 56451 4" x 15' Suction Hose
- 56452 4" x 25' Discharge Hose



Diesel engines available – Special request

Other Sizes of Trash Pumps Available Upon Request



TUBE TOOLS



AUTO - C TUBING CUTTERS

With its C-shape, these cutters are easy to grip and do not require any swing space. Just turn the cutter in the direction of the arrow and the cut will be complete in seconds. The spring loaded cutter wheel self feeds with consistent pressure. Cuts type-K, L and M copper and CTS CPVC.

5690	Auto-C Cutter 1/2" (15.9mm)5 lb.	(.23kg)
5691	Auto-C Cutter 3/4" (22.2mm).....	.5 lb.	(.23kg)
5692	Auto-C Cutter 1" (28.6mm)5 lb.	(.23kg)
8046	Replacement Cutter Wheel		



**NEW!
DESIGN**



4991 CLOSE QUARTERS TUBING CUTTER

Designed for plumbing remodeling, commercial boiler and air conditioning jobs, where standard cutters simply don't have the room. Cuts thin-wall material like traps and tailpieces with no distortion. Good for under vanities, close to walls, waste and overflows. Eliminates sawing which can loosen joints. One cutter wheel (No. 8038) cuts both plastic and non-ferrous materials. For 1/4" to 2 3/8" (6-59mm) O.D. non-ferrous tube and plastic pipe and tube.

Shipping weight.....	1.5 lbs.	(.7kg)
8038	Replacement Cutter Wheel	



450 COPPER TUBE CLEANER

Cleans inside and outside 1/2" and 3/4" copper tubing. Leaves copper surface polished and cleaned for optimum solder flow. Replaceable high carbon steel bristles extend tool life beyond that of disposable brushes.

Shipping weight.....	1 lb.	(.5kg)
No. 452: Four Piece Replacement Brush Set		

4506 6-IN-1 COPPER TUBE CLEANER

Cleans inside and out plus deburrs the inside diameter of 1/2" and 3/4" tubing with hardened steel reamer/deburrer.

Shipping weight.....	1 lb.	(.5kg)
No. 452: Four Piece Replacement Brush Set		

WHEELER REX OFFERS A WIDE RANGE OF TUBE AND PIPE CUTTERS FOR THE PROFESSIONAL.

MANY HAVE INNOVATIVE FEATURES THAT SET THEM APART FROM OTHER SIMILAR CUTTERS.

RATCH CUT TUBE AND PIPE CUTTERS

3590 RATCH CUT WITH METAL HANDLE

Uniquely designed for fast, accurate pipe cutting, especially in confined, nearly inaccessible locations. Suitable for use on mild or stainless steel, copper or thinwall PVC and CPVC tubing from 1/8" to 3/8" (3-9mm).

Shipping weight..... .5 lbs.

8040 Replacement Cutter Wheel

3790 RATCH CUT WITH METAL HANDLE

A larger version of our Model 3590 cutter described above. Use it for quick, precise cutting of mild or stainless steel, copper or thinwall PVC and CPVC tubing from 5/16" to 1 1/8" (8-27mm).

Shipping weight..... 1.5 lbs.

8041 Replacement Cutter Wheel

8044 Cutter Wheel for thin walled stainless steel

4590 SELF-FEEDING RATCH CUT WITH METAL HANDLE

Uniquely designed for fast, accurate pipe cutting, especially in confined, nearly inaccessible locations. Simply place the cutter onto your pipe and begin ratcheting. The self-feeding cutter wheel will automatically tighten as you ratchet the handles back and forth. Suitable for use on 5/8" O.D. mild or stainless steel, copper or thinwall PVC and CPVC tubing.

Shipping weight..... 1.5 lbs.

8042 Replacement Cutter Wheel

4790 SELF-FEEDING RATCH CUT WITH METAL HANDLE

A larger version of our Model 4590 cutter described above. Use it for quick, precise cutting of 7/8" O.D. mild or stainless steel, copper or thinwall PVC and CPVC tubing.

Shipping weight..... 1.5 lbs.

8043 Replacement Cutter Wheel

700945 RATCH CUT KIT

Contains all four models of Ratch Cuts in a convenient carrying case.

Shipping weight..... 5.5 lbs.



MINI TUBING CUTTER

For accurate cutting of copper, brass, aluminum and stainless steel tubing.

- 90722 For 1/4" to 7/8" (6-22mm) O.D. 5 oz.
- 90728 For 1/8" to 1 1/8" (3-27mm) O.D. 10 oz.
- Replacement Cutter Wheel 8045 (for part no. 90722)
8071 (for part no. 90728)
- Replacement Cutter Wheel Pin Set 80716

TELESCOPIC TUBING CUTTER

For accurate cutting of copper, brass, aluminum and stainless steel tubing. Telescopic cutter wheel feeding system keeps turning radius constant. Includes spare wheel. Swivel deburring tool retracts conveniently into the body.

- 90735 For 1/4" to 1 3/8" (6-35mm) O.D. 2 lbs.
- Replacement Cutter Wheel 8071
- Replacement Deburring Blade 80711
- Replacement Cutter Wheel Pin Set 80716

QUICK RELEASE TUBING CUTTER

Gives clean square cuts on copper, brass, aluminum tubing and thin walled conduit. Changing the cutter wheel allows plastic pipe to be cut. Tool includes two cutter wheels and swivel deburring tool which is stored conveniently in the body of the cutter.

- 90750 For 1/4" to 2 5/8" (6-67mm) O.D. 2 lbs.
- Replacement Cutter Wheel 8071
8073 Plastic
- Replacement Deburring Blade 80711
- Complete Deburring Tool 80712
- Replacement Cutter Wheel Pin Set 80715

QUICK RELEASE TUBING CUTTER

Gives clean, square cuts on plastic and non-ferrous metal pipe. Spring loaded cutter wheel feeding system allows slide-action size adjustment and quick release.

- 90751 For 2" to 5" (50-127mm) O.D. 4 lbs.
- Replacement Cutter Wheel for plastic 8074 – standard
- Replacement Cutter Wheel for non-ferrous metals 8025 – optional
- 90752 For 4" to 6 5/8" (100-168mm) O.D. 4 lbs.
- Complete Burring Tool 80713
- Replacement Cutter Wheel for plastic 8075 – standard
- Replacement Cutter Wheel for non-ferrous metals 8025 – optional
- Replacement Cutter Wheel Pin Set 80718

STAINLESS STEEL TUBING CUTTERS

Specially designed for cutting stainless steel. All three models have a steel feed screw system and use specially designed cutter wheels with needle bearings for durability and longevity. No tools are required to change the cutter wheel and wheel pin.

- 90724 1/8" to 1 1/8" Mini Tubing Cutter5 lbs. (.22kg)
- 90730 1/8" to 1 3/4" Tubing Cutter9 lbs. (.41kg)
- 90764 1/4" to 3" Tubing Cutter 2 lbs. (.9kg)
- Replacement Cutter Wheel 90799 (all models)





INNER & OUTER REAMER

For fast, clean, inner and outer reaming and outer deburring/beveling of $\frac{3}{8}$ "–2" copper and stainless steel tubing. Made of hardened steel construction.

50100 Inner/Outer Reamer $\frac{3}{8}$ "–2" (10mm–54mm)..... 1 lb. (.46kg)



DEBURRING TOOL

Ideal for removing internal burrs in copper, plastic, aluminum and steel tubing. Features long lasting replaceable high speed steel blade and plastic handle with built-in pocket clip.

920 Deburring Tool..... .05 oz.

Replacement HSS Blade 80711

921 10 Pack of 920 Deburring Tools in Handy Hang-up Pack..... 6 oz.



4700 HAMMERHEAD FLARING TOOL

Four interchangeable heads flare $\frac{3}{4}$ "–2" type-K copper pipe. The 6 lb. slide hammer is easier and safer than regular hammers and the pressure-relieving heads allow flaring with water in the line. Complete with custom carrying case.

Shipping weight.....18 lbs. (8kg)



4900 REROUNDING TOOL KIT

Wheeler-Rex Rerounding Tools quickly and easily round soft type-K copper tubing for proper seal when using compression fittings. For safety, use only with brass hammers. For $\frac{3}{4}$ " through 2" copper pipe, compact, divided kit makes transport easy.

Shipping weight.....12 lbs. (5.4kg)

49075 $\frac{3}{4}$ " Rerounding Tool*1 lbs. (.45kg)

49100 1" Rerounding Tool*1.6 lbs. (.7kg)

49150 1 $\frac{1}{2}$ " Rerounding Tool*2.7 lbs. (1.2kg)

49200 2" Rerounding Tool*5.5 lbs. (2.5kg)

* Included in 4900 Tool Kit

4910 Brass Hammer4 lbs. (1.8kg)

REPLACEMENT CUTTER WHEELS



PIPE CUTTERS

WHEELER REX NO.	WHEELER CUTTER NO.	RIDGID* NO.	RIDGID* CUTTER	REED** NO.	REED** CUTTER
8001	2690 (Steel)	F514 M-50 F3, F3S	1,2,42,535,300,50, 1A,2A,42A,201,202	2RBHD	2-1,2-1Q,2-4WG 2-3,2-3Q,2-4
8002		E1032	300,535,1822-1 MACH	HX2 1/2	H2 1/2
8004	4690 (SS) Steel				
8006		F367	6S,208,209	R367	
8039	5090				
8060	Ellis Style - CI				
8061	Ellis Style - S, DI				
8082	2690 (SS)				
700201	32900,42900				

TUBING CUTTERS - METAL

8004	4690	F229S	44,3S,4S,44S,466,468,472	3RG	
8012	9290/9291	E1240			TC2Q,T20,MC3
8015	9290/9291	F158	00,0,10,15,20		TC1Q,T10,TC15,T15
8021		E2191	30,40,106,107	30-40	TC3Q,TC4Q,TC5Q
8025	9490	E2558	154,156	30-40	TC6Q,TC8QP
8034		E3469	101,103-105,131,152	345T	MC2
8038	4990,4991				
8040	2590,3590				
8041	2790,3790				
8042	4590				
8043	4790				
8044	2790,3790 (SS)				
8045	90716, 90722, 90734	E4546	132,150-153,205	R45-46	MC2
8046	5690, 5691, 5692			03375	TC50SL, TC75SL, TC1SL
8071	90735,90728,90750				
8082	2690				
90799	90724, 90730, 90764				

TUBING CUTTERS - PLASTIC

8037		E2156,E5299,E2157	30P,40P,133P,134P,136P 154P,156P,106,109P	3-6PVC	TC3Q,TC4Q,TC5Q TC6Q
8065			15,20	OP2	TC1Q,TC2Q,T10 T15,TC15,T20
8073	90750				
8074	90737,90751				
8075	90738,90752				

HINGED CUTTERS

8050	95041			HS4	H4
8051	95041			HI4	H4
8052	95061			HS6	H6
8053	95061,95081,95121			HI6	H6,H8,H12
8054	95081,95121			HS8-12	H8,H12
8076	95061,95081,95121			H6PSE5	H6,H8,H12

THREADING MACHINES

60322	WHEELER-REX MODELS 6990, 6991 & 7991				
60324	WHEELER-REX MODELS 7890, 6090, 7090, 8090, 6190, 6290, 6390, 6490, 6790				
60390	CUTTER BLADE FOR 6794 & 6590				
60310	HSS CUTTER WHEEL FOR 6790, 6793, 6794 & 6590				
60301	HSS CUT-OFF BLADE FOR 6794 & 6590				

ROTATING PIPE CUTTERS

8838				RC18-30	ALL
8839				RCS8-30	ALL

* RIDGID IS A REGISTERED TRADEMARK OF THE RIDGE TOOL CO.
 ** REED IS A REGISTERED TRADEMARK OF THE REED MFG. CO.



GLASS TUBE CUTTERS

GLASS TUBE CUTTERS

For cutting glass tube and pipe as well as other brittle tubular materials. These tools are based on the original Wheeler "Squeeze and Pop" principle employing cutter wheels in the chain.



69012

For 1/4" thru 3/4" (6-18mm) O.D. gauge glass, laboratory glass, and porcelain tube. Small enough to carry in your pocket and almost as simple to use as a pair of pliers. Just wrap the chain around the tube, and hook the nearest chain pin in the jaw. Then a quick twist of the wrist, a slight squeeze of the handles, and pop!

Shipping weight..... 1 lb.



79014

For 1/4" thru 1" (6-25mm) O.D. gauge glass, laboratory glass, and porcelain tube. Small enough to carry in your pocket and almost as simple to use as a pair of pliers. Just wrap the chain around the tube and insert it through the jaw. Then a quick twist of the wrist, a slight squeeze on the handles, and pop!

Shipping weight..... 1 lb.



79022

For 1/4" thru 1 1/2" (6-37mm) O.D. gauge glass, laboratory glass, and porcelain tube. Similar to the model 79014 except with a longer chain. Small enough to carry in your pocket and simple to use. Just wrap the chain around the tube and insert it through the jaw. Then a quick twist of the wrist, a slight squeeze on the handles, and pop!

Shipping weight..... 1 lb.

REPLACEMENT GLASS CUTTER CHAIN

69012 GLASS CUTTER: 79014 GLASS CUTTER: 79022 GLASS CUTTER

Part No.	Description	Length	No. of Pins
690012	Complete Chain for 69012 Glass Cutter	3" (75mm)	12
7914	Complete Chain for 79014 Glass Cutter	5 1/2" (137mm)	14
7922	Complete Chain for 79022 Glass Cutter	8" (200mm)	22



PLASTIC PIPE TOOLS

PROFESSIONAL SNIPPERS

Wheeler-Rex Professional Snippers have been proven with years of professional use to be the snippers to have in your tool box. Durable and of high quality, with strong construction and long blade life, they are a must!

4190 MICRO SNIPPER

For 1/4" to 3/8" (6-9mm) O.D. soft plastic tubing and hose.

Weight..... .15 lb. (.07kg)

Great for PVC supply lines!

5190 SNIPPER

For 1/8" to 1 1/4" (3-31 mm) O.D. soft plastic tubing and hose.

Weight..... .7 lb. (.3kg)

Replacement Blade No. 5200

Blades are reversible for double life. Handles are die-cast aluminum — NOT plastic.

5191 WITH PTFE COATED BLADE

For 1/8" to 1 1/4" (3-31 mm) O.D. soft plastic tubing and hose, and 1/2" and 3/4" (12-19mm) 160 lb. and 200 lb. PVC.

Weight..... .7 lb. (.3kg)

Replacement Blade No. 5299

Blades are reversible for double life. Handles are die-cast aluminum — NOT plastic.

5290 RATCHET ACTION

For 1/8" to 1 5/8" O.D. (3-42mm) Schedule 40 Materials: PVC, ABS, vinyl, poly pipe and tubing. Ratchet style

Weight..... 1 lb. (.5kg)

Replacement Blade No. 5300

7290 RATCHET ACTION

For 1/8" to 2 7/16" O.D. (3-63mm) Schedule 40 Materials: Polyethylene, Polybutylene, Polypropylene, vinyl, PVC, and ABS pipe and tubing. Ratchet style. One hand operation.

Weight.....3.2 lbs. (1.45kg)

Replacement Blade No. 7300

ECONOMY SNIPPERS

Need a snipper, but only for the occasional job? Wheeler Rex has an economical way for you to do just that and not spend a lot of money!

5195 ECONOMY SNIPPER

For 1/8" to 1 1/4" O.D. (3-31 mm) soft plastic tubing and hose.

Weight..... .7 lb. (.3kg)

Replacement Blade No. 5196

5295 ECONOMY RATCHET ACTION

For 1/8" to 1 5/8" O.D. (3-41 mm) Schedule 40 Materials: PVC, ABS, vinyl, poly pipe and tubing. Easy to use, anti-rust, anti-wear construction with a heat treated blade.

Weight..... 1 lb. (.45kg)


Replacement Blade No. 5296

7325 BLADE SHARPENER

Quickly and easily restores the sharp edges on snipper blades. The Wheeler-Rex blade sharpener only requires 3 or 4 strokes to properly put that sharp edge back to your blade.

Weight..... .35 lb. (.16kg)

Works great on snipper blades, guillotine cutter blades and knives!!



PLASTIC PIPE TOOLS

CONTINUED

HAND SAWS

Two sizes with comfort fit handles: for plastic pipe and miscellaneous materials. CUTS ON PUSH AND PULL STROKE.

- 600** 18" long blade (457mm). Capacity: 1/2" to 6" (12-150mm) Sold in cartons of six or individually
- 601** With PTFE coated blade: 18" long (457mm). Capacity: 1/2" to 6" (12-150mm) Sold in cartons of six or individually
- 602** 13" long blade (330mm). Capacity: 1/2" to 3" (12-75mm) Sold in cartons of six or individually
- 603** With PTFE coated blade: 13" long (330mm). Capacity: 1/2" to 3" (12-75mm) Sold in cartons of six or individually

Replacement Blades:

- 610** Replacement Blade for 600 Hand Saw
- 611** Replacement Blade for 601 Hand Saw
- 612** Replacement Blade for 602 Hand Saw
- 613** Replacement Blade for 603 Hand Saw

ECONOMY LARGE HAND SAW

Cuts PVC and ABS on push / pull stroke. With a 26" (660mm) blade and comfort fit handle. Available with standard blade or PTFE coated blade.

- 726** 26" Hand Saw3 lbs. (1.3kg)
- 730** 26" Hand Saw with PTFE coated blade3 lbs. (1.3kg)

Replacement Blades:

- 727** Replacement Blade for 726 Hand Saw
- 731** Replacement Blade for 730 Hand Saw

PVC AND ABS CABLE SAW

Cut PVC and ABS in tight places where other methods will not work. Simply slip the cable saw around the pipe and see-saw to quickly make a cut. Available in two lengths.

- 626** 26" Cable Saw05lb.
- 636** 36" Cable Saw05lb.

9015 HAND OPERATED PLASTIC PIPE BEVELER

The Universal Plastic Pipe Beveler makes a 15° bevel on SDR35 and Sch 40 thermoplastic pipe through 12" (300mm) capacity. It is lightweight and easy to adjust to different wall thicknesses for beveling and deburring. **Wide saddle won't twist and dig into the pipe like others.**

- Capacity: 1 1/2" through 12" (38-300mm) Diameter
- Shipping weight.....5 lbs. (2.3kg)
- Replacement Bevel Blade No. 220083

POWER OPERATED PLASTIC PIPE BEVELER

The power bevelers are designed for a wide variety of situations including high production applications. Our advanced HSS cutter design makes a smooth 15° bevel, which is adjustable for length and depth. Tools are easy to use and drastically reduces beveling time, especially on large pipe sizes or when doing production beveling.

- 9000** Capacity: 4" (100mm) and up. 115V, 1 3/4 hp, 11.0 amp motor, 24,500 RPM.....15 lbs. (6.8kg)
- 9001** Model 9000 with Carbide Bit.....15 lbs. (6.8kg)
- 9050** Pneumatic Beveler 1 1/2 hp, 20,000 RPM.....13.5 lbs. (6kg)
- 220220** Beveler Unit less router
- 220234** Replacement HSS 15° Router Bit Assembly with 3/8" Shank
- 220041** Replacement Carbide 15° Router Bit Assembly with 3/8" Shank
- 220092** Replacement HSS 15° Router Bit Assembly with 1/2" Shank
- 220047** Replacement Carbide 15° Router Bit Assembly with 1/2" Shank





PIPE HOG® PVC / ABS FITTING REAMER

Quickly and accurately bores out solvent welded fittings to make repairs. Fits 1/2" drill chuck. Saves time and material. Pays for itself in one use.

16150	1 1/2" Pipe Hog for Schedule 4073 lbs.
16200	2" Pipe Hog for Schedule 409 lbs.
16300	3" Pipe Hog for Schedule 40	1.2 lbs.
16400	4" Pipe Hog for Schedule 40	1.8 lbs.
16010	Pipe Hog Kit with extension shaft.....	6 lbs.

Accessories:

700588	Schedule 80 Guide for 16150
700589	Schedule 80 Guide for 16200
700590	Schedule 80 Guide for 16300
700591	Schedule 80 Guide for 16400
16050	12" Extension Shaft
16055	1/2" Square Carbide Insert

Pat. No. 3,752,593



FITTING SAVER

Quickly and easily removes pipe from solvent welded fittings. Fits 3/8" drill chuck. Saves time and money over replacing whole assemblies. Perfect for plumbing, irrigation and sprinkler contractors.

Fitting Savers for Schedule 40

19050	1/2" IPS Fitting Saver.....	.45 lbs.
19075	3/4" IPS Fitting Saver5 lbs.
19100	1" IPS Fitting Saver.....	.6 lbs.
19020	Sch 40 Fitting Saver Kit (contains 19050, 19075, 19100 Fitting Savers in case).....	1.8 lbs.

Fitting Savers for Schedule 80

19051	1/2" IPS Fitting Saver.....	.45 lbs.
19076	3/4" IPS Fitting Saver5 lbs.
19101	1" IPS Fitting Saver.....	.6 lbs.
19025	Sch 80 Fitting Saver Kit (contains 19051, 19076, 19101 Fitting Savers in case).....	1.8 lbs.
18050	1/2" CTS Fitting Saver.....	.45 lbs.
18075	3/4" CTS Fitting Saver.....	.45 lbs.

BEFORE



Insert tool into broken or cut pipe



Begin cutting pipe



Continue until proper depth is obtained




AFTER

INTERNAL PLASTIC PIPE CUTTERS

Make accurate, square cuts at floor level or in other blind locations. Cutters are easily preset for depth of cut and make their cuts in seconds. Recommended user supplied power source: 1/2" capacity, 350-450 RPM drill, rated at 4.6 to 6 amps.

For PVC and ABS plastic pipe. For individual pipe sizes from 1 1/2" to 6" Diameter.



1590	For 1 1/2" Schedule 40 pipe and DWV.	Shipping weight	1 lbs.
2290	For 2" Schedule 40 pipe and DWV.	Shipping weight	1.5 lbs.
2492	For 2" Schedule 80 pipe and DWV.	Shipping weight	1.4 lbs.
3290	For 3" Schedule 40 pipe and DWV.	Shipping weight	1.9 lbs.
3490	For 3" Schedule 80 pipe and DWV.	Shipping weight	1.85 lbs.
4290	For 4" Schedule 40 pipe and DWV.	Shipping weight	2.6 lbs.
4490	For 4" Schedule 80 pipe and DWV.	Shipping weight	2.45 lbs.
6000	For 6" Schedule 40 pipe and DWV.	Shipping weight	4.2 lbs.

Replacement Blades:

1293	Replacement Blade for Models 1590, 2290 and 2492
3293	Replacement Blade for Models 3290 and 3490
4293	Replacement Blade for Models 4290, 4490 and 6000

700777	6' Drive Shaft for 1 1/2" - 2" models
700778	6' Drive Shaft for 3", 4" and 6" models

Model Number	Adjustable Cutting Depth Range
1590 & 2290	1 5/8" - 8 1/4"
3290 & 3490	1 5/8" - 8 1/4"
4290 & 4490	1 5/8" - 11 5/8"
6000	2 3/8" - 12 3/4"

POLY PIPE CHAMFERING TOOL / DEPTH GAUGE

Lightly bevels the end of polyethylene pipe prior to socket fusion. The tool is sized to allow marking for the proper end distance for the cold ring per ASTM F1056.



10050	1/2" CTS35 lbs.
10075	3/4" CTS40 lbs.
10100	1" CTS45 lbs.
10125	1 1/4" CTS50 lbs.
10150	1 1/2" CTS60 lbs.
10200	2" CTS85 lbs.
30050	1/2" IPS40 lbs.
30075	3/4" IPS50 lbs.
30100	1" IPS55 lbs.
30125	1 1/4" IPS60 lbs.
30150	1 1/2" IPS55 lbs.
30200	2" IPS70 lbs.
40020	20mm40 lbs.
40025	25mm45 lbs.
40032	32mm45 lbs.
40040	40mm55 lbs.
40050	50mm50 lbs.
40063	63mm65 lbs.
700155	Replacement Blade for All Models	



892

GUILLOTINE PIPE CUTTERS

892

Designed to cut medium and high-density polyethylene pipe up to 4.0" (125mm) O.D. Comes standard with removable T-Handle design, which can be removed to expose a 1" Hex nut. Wide saddle side-swing opening design simplifies positioning at any point on pipe. This nut can also be driven with a ratchet and 1" socket.

Shipping weight.....18 lbs. (8kg)
 Replacement V-Shaped Blade PTFE Coated 7011492 lbs. (.9kg)
 Replacement Straight Blade PTFE Coated 7006922 lbs. (.9kg)
 Ratchet 6515
 Socket 506032

1697

Designed to cut medium and high-density polyethylene pipe up to 8.0" (225mm) O.D. Comes standard with removable T-Handle design, which can be removed to expose a 1" Hex nut. This nut can also be driven with a ratchet and 1" socket.

Shipping weight.....46 lbs. (21kg)
 Stainless Steel V-Blade 701358.....2 lbs. (.9kg)
 Ratchet 6515
 Socket 506032



1697

NEW!

1894


A unique approach to cutting large diameter medium and high-density polyethylene pipes. Can be used with a low speed power drive (300–500 RPM maximum), that delivers power to the blade through a right angle worm drive. Power cutting at 300 RPM is a fast 1 minute per inch of pipe diameter and gives better cuts and longer blade life due to reduced flexing. Maximum cutting capacity of 13.2" (335mm) O.D. **Power source is not included.**

Shipping weight93 lbs. (42kg)
 Stainless Steel V-Blade 701454.....2 lbs. (.9kg)

1897

Designed to cut medium and high-density polyethylene pipe up to 14.2" (360mm) O.D. Comes standard with removable T-Handle design, which can be removed to expose a 1" Hex nut. This nut can also be driven with a ratchet and 1" socket.

Shipping weight.....91 lbs. (41.3kg)
 Stainless Steel V-Blade 701454.....2 lbs. (.9kg)
 Ratchet 6515
 Socket 506032



1897

All models come standard with V-shaped Blade. Straight Blade Optional.

Guillotine Style Pipe Cutter Features:


- Medium and high density PE pipe cutting capacity
- The PTFE coated and stainless steel cutter blades create outstanding ease of cutting
- Wide saddle side-swing opening design simplifies positioning at any point on pipe
- Wide saddle base provides sturdy, positive pipe support
- Stainless steel fasteners and hardware
- Structural members produced from aircraft-grade aluminum
- Dry-lube coated drive screw



1894



Ratchet
(optional)



Power Driven
(1894 only)



T-Handle
(standard with 892, 1697 & 1897)



PIPE WORKING TOOLS

4160 TRIPOD VISE STAND

For 1/8"– 6" pipe capacity. Lightweight and portable with a large top working area. It features a built-in chain vise, pipe bending slots, pipe rest, ceiling brace screw and hardened replaceable jaws. The lower tray folds for extra convenience.

Shipping weight.....50 lbs. (22kg.)

606738 Replacement Chain

606739 Replacement Jaws



4180 BENCH VISE

This new heavy duty bench vise is ideal for a wide range of pipe working from 1/8" OD to 6" OD and features a reinforced steel chain and replaceable hardened jaws. Mounting bolts are included. It is ideal for a multitude of applications.

Shipping weight.....19 lbs. (8.6kg.)

600015 Replacement Chain

600016 Replacement Jaws



FOLDING TRIPOD PIPE SUPPORTS

Tripod pipe supports are designed to hold stock for threading machines, chop saws, and other equipment. Made of sturdy all-steel construction to hold pipe, tubing, conduit, bar, rod, or structural steels. Quick-release locking ring allows for fast height adjustments, while 1 1/2" Acme threads on the adjusting column provide fine height adjustments. Heavy duty lock screw maintains height safely.

850 With standard V-head, supports 2000 lbs. Shipping weight.....24 lbs. (10.9kg)

851 With heavy duty ball transfer head, supports 1000 lbs. Shipping weight29 lbs. (13.8kg)

854 Ball Transfer Head only for use on standard V-head 4.75 (2.16kg)

Height range for both models: 27" to 50" (675–1250mm) Capacity: 1/2" to 16" (12mm–400mm) diameter



850 Shown Collapsed






YOKE VISES

These vises firmly hold pipe and round bar stock for cutting, drilling, and threading operations. Vises are reversible for left or right opening. All jaws are made of hardened steel and can easily be replaced in the field. The yoke and base are constructed of high-grade malleable iron. Meets all Federal Specifications: GGG-V-415a Type 1, Class II.


Product Number	O.D. Capacity	Weight
13020	3/8" - 2 3/8" (60mm)	10 lbs. (4.5kg)
13040	3/8" - 3 1/2" (89mm)	18 lbs. (8kg)
13060	3/8" - 4 1/2" (114mm)	28 lbs. (12.7kg)
13080	3/8" - 5" (127mm)	27 lbs. (12kg)



FLOOR MODEL PIPE VISES

Wheeler-Rex Pipe Vises are designed to be portable and quickly assembled for field use, yet strong and tough enough for the shop. All models have a 2000 lb. (900kg) capacity. The quick releasing chain provides positive gripping power evenly around the pipe and prevents damage to pipe surfaces. Adjustments are fast to accommodate different pipe sizes.

400600	Capacity: 3/4" to 6" (18-150mm) Shipping weight.....	49.5 lbs. (22.5kg)
401500	Capacity: 3/4" to 15" (18-375mm) Shipping weight.....	50.8 lbs. (23kg)
402000	Capacity: 3/4" to 20" (18-500mm) Shipping weight.....	52 lbs. (23.6kg)
402800	Capacity: 3/4" to 28" (18-700mm) Shipping weight.....	53.5 lbs. (24.3kg)



PIPE PULLER

For joining all types of gasketed pipe: plastic, cast iron, clay, and concrete. Comes with two 12 ft. long anchor chains. Also pulls fittings, valves, and couplings into place. Lightweight yet rugged, this tool operates on a basic lever action and is used easily by one man.

4012	Pipe Capacity: 4 to 14" (100-350mm) Diameter Shipping weight.....	33 lbs. (15kg)
------	--	----------------

PLUG POPPER

Quickly and easily removes stubborn plugs from sewer pipes. No more struggling with plugs using screwdrivers or spades or breaking expensive plugs in order to get them out!! Made from steel for durability.

4060	6" Plug Popper.....	4 lbs. (1.8kg)
4080	8" Plug Popper.....	5 lbs. (2.3kg)



PIPE DOLLY

These dollies are used to support, rotate and align pipes. They are extremely heavy duty with 1" (25mm) diameter axle shafts. All steel construction. Normally used in pairs.

880	Capacity: 3" to 30" (75-750mm) pipe, 2500 lb. load rating each Shipping weight.....	23 lbs. (10.5kg)
-----	--	------------------

SHUT OFF TOOLS

SHUT OFF TOOLS FOR SOFT COPPER PIPE

Our shut off tools are invaluable for maintenance and installation of soft copper service lines where they can shut off, hold, and restore flow quickly and easily. They are handy for quick repairs with their swing-out design. Complete with socket, ratchet, holding clamp, and carrying case.

New & Improved — with Grease Fitting

- 85 Capacity: 3/4" (20mm) through 1" (25mm) soft copper tubing
Includes: ratchet, carrying case and #62 clamp.
Shipping weight..... 12 lbs. (5.5kg)
- 86 Capacity: 1/2" (12mm) through 1" (25mm) soft copper tubing
Includes: ratchet, carrying case and #62 clamp.
Shipping weight..... 13 lbs. (5.9kg)
- 70 Capacity: 1 1/4" (31mm) through 2" (50mm) soft copper tubing
Includes: ratchet, carrying case and #72 clamp.
Shipping weight..... 19 lbs. (8.6kg)
- 8570 Combination of Models 85 and 70
Includes: ratchet, carrying case and clamps.
Shipping weight..... 26 lbs. (11.8kg)
- 8670 Combination of Models 86 and 70
Includes: ratchet, carrying case and clamps.
Shipping weight..... 26 lbs. (11.8kg)

Accessories:

- 62 1/2" (12mm) through 1" (25mm) Clamp for soft copper pipe
- 72 1 1/4" (31mm) through 2" (50mm) Clamp for soft copper pipe
- 6515 1/2" Square Male Drive Ratchet
- 221220 Conversion Kit from 85 to 86
- 506032 1" x 1/2" Square Drive Socket

SHUT OFF TOOLS FOR PLASTIC PIPE

These unique portable valves shut off the flow of either water or gas in Polyethylene or Polybutylene plastic pipe. They are especially handy for fast on-the-spot repairs. Complete with socket, ratchet, and carrying case.

- 75 Capacity: 3/8" to 2" (10–50mm) plastic water pipe.
Includes: ratchet and carrying case.
Shipping weight..... 12 lbs. (5.4kg)
- 77 With adjustable stops to prevent damage to pipe.
Capacity: 3/8" to 2" (10–50mm) Plastic gas pipe.
Includes: ratchet and carrying case.
Shipping weight..... 12 lbs. (5.4kg)



PIPE FREEZING KIT



ARCTIC POLAR SYSTEM® PIPE FREEZING KIT

Designed specifically for the professional, Wheeler-Rex Pipe Freezing Kits will rapidly form an ice plug in static water lines eliminating the need to drain down a system to make a repair. Ice plugs will last 15 to 20 minutes and can be easily renewed.

Kit comes complete with jackets for double freezes. No tools are required to set up and complete a freeze. An easy-to-use scale is included to ensure economical operation. Packaged in a convenient carrying case.

Polar Spray is non-toxic, non-flammable and ozone friendly.

TWO CAN PIPE FREEZING KIT

1755 $\frac{3}{8}$ "– $2\frac{3}{8}$ " O.D. Kit includes the following:
 2 jackets each – 17550 for $\frac{3}{8}$ "– $\frac{1}{2}$ ", 17551 for $\frac{5}{8}$ "– $\frac{7}{8}$ ", 17552 for 1"– $1\frac{3}{8}$ ",
 17553 for $1\frac{5}{8}$ ", 17554 for 2"– $2\frac{3}{8}$ ", valve, scale, t-fitting and 5' tubing.
 Shipping weight11.5 lbs. (5.3kg)

17500 Polar Spray Replacement Canister *per can*2 lbs. (.9kg)
 (Available in cases of 12 or individually)




REPLACEMENT CANISTERS




Wheeler's Pipe Freeze Kits install in seconds on pipes up to $2\frac{3}{8}$ " O.D. and require no special tools. Ice plugs last 15–20 minutes and can be easily renewed.

DRILLING AND TAPPING TOOLS



Cutaway View



NEW!

Required for all 1 1/2" & 2" Cutter Shells

HOT TAPPING SYSTEM

Capacity: from 3/4" to 2" (19–50mm) in Steel, Cast Iron, Ductile, and Plastic Pipe. The Wheeler-Rex Hot Tapping System is hand operated and designed for drilling holes in active water lines up to 250 psi. It is lightweight and easy for one man to set up and use. Complete with 6515 ratchet, tool box, adapters and cutter shells for making 3/4" (19mm) and 1" (25mm) holes. Adapters and cutter shells for over 1" do not come with standard kits and must be purchased separately.

Shipping weight (all models)18 lbs. (8kg)

- 8100 With 3/4" and 1" (19–25mm) HSS cutters and adapters to fit NPT threads.
- 8200 With 3/4" and 1" (19–25mm) HSS cutters and adapters to fit flared (CTS) ends.
- 8300 With 3/4" and 1" (19–25mm) HSS cutters and adapters to fit BSPT threads.

Built-in bleed-off valve allows chips to be flushed away.

ADAPTERS FOR NPT THREAD Model 8100

Wheeler Part No.	Description
802051+	3/4" NPT Adapter
802053+	1" NPT Adapter
802055	1 1/4" NPT Adapter
802057	1 1/2" NPT Adapter
802059	2" NPT Adapter

CUTTER SHELLS FOR STEEL AND COPPER

Wheeler Part No.	Description
903071**•	3/4" HSS Shell Cutter
903072**•	1" HSS Shell Cutter
903073	1 1/4" HSS Shell Cutter
903074#	1 1/2" HSS Shell Cutter
903075#	2" HSS Shell Cutter

ADAPTERS FOR CTS FLARE Model 8200

Wheeler Part No.	Description
802050*	3/4" CTS Flare Adapter
802052*	1" CTS Flare Adapter
802054	1 1/4" CTS Flare Adapter
802056	1 1/2" CTS Flare Adapter
802058	2" CTS Flare Adapter

CUTTER SHELLS FOR DUCTILE & CAST IRON

Wheeler Part No.	Description
904065	3/4" Carbide Tip Shell Cutter
904066	1" Carbide Tip Shell Cutter
904067	1 1/4" Carbide Tip Shell Cutter
904068	1 1/2" Carbide Tip Shell Cutter
904069	2" Carbide Tip Shell Cutter

ADAPTERS FOR BSPT THREADS Model 8300

Wheeler Part No.	Description
802071•	3/4" BSPT Adapter
802072•	1" BSPT Adapter
802073	1 1/4" BSPT Adapter
802074	1 1/2" BSPT Adapter
802075	2" BSPT Adapter

CUTTER SHELLS FOR PLASTIC

Wheeler Part No.	Description
5800	3/4" Shell Cutter for C-900 Plastic
5801	1" Shell Cutter for C-900 Plastic
802084	1 1/2" Shell Cutter for C-900 Plastic
802085	2" Shell Cutter for C-900 Plastic

ADAPTERS FOR MUELLER 110 CORP STOPS

Wheeler Part No.	Description
802060	1 1/2" Adapter
802061	2" Adapter

OTHER ACCESSORIES

Wheeler Part No.	Description
6515	1/2" Square Male Drive Ratchet
908097#	Threaded Adapter Assembly
908094	Center Drill

*Included with 8100 System **Included with 8200 System •Included with 8300 System #Adapter included with Cutter Shell

701440 1 1/2" & 2" ARBOR ASSEMBLY – HOT TAP SYSTEM ADAPTER

Reinforced Arbor for cutting larger holes in difficult materials. To be used with 1 1/2" and 2" cutter shells for all three Wheeler-Rex hot tap systems. The new arbor design has drive pins that align with holes in the large cutter shells for a stronger assembly.

Shipping weight2 lbs. (.9kg)



COMBINED DRILL TAPS

Wheeler's combined drill taps bring you premium performance at a reasonable price. Designed and manufactured to produce a quality thread and ensure a pressure tight fit. Made from high speed steel, they are tough and durable and fit all popular tapping machines.

**Wheeler-Rex Drill Taps will fit all popular tapping machines including:
Mueller B100 • Mueller B101 • Mueller A2 • Mueller A3 • Hays Transmate B1 • All Reed**

89075	3/4" CC Thread Drill Tap	1.1 lbs.	(.49kg)
89100	1" CC Thread Drill Tap	1.3 lbs.	(.58kg)
86075	3/4" CC PVC Drill Tap	1.1 lbs.	(.45kg)
86100	1" CC PVC Drill Tap	1.3 lbs.	(.58kg)

Resharpener service only available for Wheeler-Rex CC Thread Drill Taps (not available for PVC Drill Taps).



TAPPING FLUID

A completely new concept in a lubricant for drill taps and other related uses where a non-toxic food grade lubricant is required. Slik-tap is easy to apply, yet thick enough to hang onto the cutting tool, providing the lubrication to reduce tapping effort and produce clean threads.

8900	1 pint of Tapping Fluid Slik-Tap.....	1.5 lbs.	(.68kg)
8901	12 pack of 8900 Tapping Fluid Slik-Tap	15 lbs.	(6.8kg)

PORTABLE HOLE CUTTER SYSTEM

A compact, light-weight hole cutter system that utilizes a drill to cut a hole in pipes. Designed to cut most materials, including steel.

Without drill – provide your own:

3090	With adaptor only for Milwaukee® Drill (less drill).....	46 lbs.	(21kg)
3091	With adaptor only for DeWalt® DW130V Drill (less drill).....	45 lbs.	(20.45kg)

With drill:

3092	Hole Cutter System with Milwaukee® Model 1660-6 Drill	58 lbs.	(26.3kg)
3093	Hole Cutter System with DeWalt® DW130V Drill	54 lbs.	(24.5kg)
701173	Drill Adapter Kit for DeWalt® 131 Drill for all models	1 lb.	(.5kg)

Accessories:

276436	2-Pin Arbor		
908094	Center Drill		

Features:

- Cuts holes up to 4 3/4" (120mm)
- For use with standard off-the-shelf hole saw **(not included)**
- Comes standard with metal carrying case
- Comes standard with enough chain for 10" pipes, extra chain available upon request
- Handle can be changed for right or left feed
- Rack & pinion feed gear
- Fast, easy, secure mounting to pipe
- Spring loaded pin holds drill in position
- Comes complete and ready to use with either:
DeWalt® DW130V Drill or Milwaukee® 1660-6 Drill



DRILLING AND TAPPING TOOLS

CONTINUED



HOLE CUTTER SYSTEM

The Wheeler-Rex Hole Cutter System is designed to easily cut holes from 4"-12" (100-300mm) into clay tile, ductile and cast iron, plastic and reinforced concrete pipes. The unit is available with a variety of power sources including 2-cycle gasoline engine, pneumatic motor, electric motor and hydraulic motor. The system is modular in design which allows a single operator to set up and perform non-pressure taps safely and quickly. The basic system can be used on pipes from 6"-20" (150-500mm) O.D. and the capacity can be extended by simply adding chain to the hold down mechanism. Set up normally takes 5-10 minutes and actual cutting time is 5-10 minutes depending on pipe material and wall thickness.

- 1660** Complete with gasoline power pack and water valve assembly
Shipping weight (less cutter shells)..... 108 lbs. (49kg)
- 1661** Complete with air power pack and water valve assembly, 70-80 psi (4.6-5.5 bar),
50-60 cfm (1400-1700 lpm) Shipping weight (less cutter shells)..... 123 lbs. (55.9kg)
- 276582** Air Motor Repair Kit
- 1662** Complete with 115V electric motor and water valve assembly
Shipping weight (less cutter shells)..... 102 lbs. (46kg)
- 1663** Complete with hydraulic motor and water valve assembly, 8 gpm, 2000 psi
(30 lpm @ 130 bar) Shipping weight (less cutter shells)..... 100 lbs. (45.45kg)
Requires external hydraulic source. See page 9 for Model 6500 Hydraulic Power Pack
- 1664** Hole Cutter System less drive 93 lbs. (43kg)

701186 Bypass Valve for 1663 Hole Cutter System 8 gpm, 2000 psi..... 10.5 lbs. (4.7kg)
The Model 701186 is a Bypass Valve Kit designed to be used with your skid loader, backhoe or tractor for the Wheeler-Rex Model 1663 Hydraulic Hole Cutter System. The 701186 will adapt your current hydraulic system to the specs required to operate the 1663 Hole Cutter System. (8 gpm and 2000 psi required) Portable at 10 pounds and easy to connect. The hole cutter's hydraulic lines will directly attach to the quick disconnects for both input & output points on the bypass valve. Hydraulic lines not included (between hydraulic power source & bypass valve.)

- 210** HSS Center Drill for Cl, DI & Plastic Pipe
- 211** Carbide-Tipped Center Drill for Clay and Concrete
- 220025** Coupon Retainer

HOLE CUTTER SHELLS

Nominal Hole Size	Clay Concrete	Reinforced Concrete, Clay, Ductile & Cast Iron	Plastic
4" (100mm)	3395*	6395*	4395
4 1/2" (112mm)	3450*	6450*	4450
6" (150mm)	3595*	6595*	4595
6 1/2" (172mm)	3650*	6650*	4650
8" (200mm)		6800*	4800

* Water coolant required

Larger sizes available upon request


EARTHWORM HYDRO-DRILL

Bores holes underground without trenching or disturbing surface materials. Ideal for installing water, gas, drain, and electrical lines. Comes standard with a combination drive/water valve assembly, and a 2" (50mm) diameter auger. User supplies 3/4" pipe for drill shaft.

- 7800** Shipping weight..... 3.65 lbs. (1.65kg)

Additional Augers


- 7801** 1" (25mm) Auger
- 7802** 2" (50mm) Auger
- 7810** 3" (75mm) Auger
- 7808** 4" (100mm) Reversing Auger
- 7809** 6" (150mm) Reversing Auger



1662
ELECTRIC



1661
PNEUMATIC



1660
GAS



1663
HYDRAULIC



701186
Bypass Valve



PIPE SLICES

8600 PIPE SLICE with 1" NPT Male Thread, 3 Blades3 lbs. (1.4kg)
Splits 3/4" to 2" poly pipe and copper or pulls out 3/4" – 2" lead or galvanized services.

Accessories:

8605	3/8" x 50' Cable with Ferrule.....	16 lbs.	(7.5kg)
8606	3/8" x 75' Cable with Ferrule.....	22 lbs.	(10kg)
8607	3/8" x 100' Cable with Ferrule.....	28 lbs.	(12.7kg)
8608	3/8" x 150' Cable with Ferrule.....	37 lbs.	(16.8kg)
8610	Cable Grip	7 lbs.	(3kg)
8625	3/4" Poly/Copper Pipe Pulling Attachment.....	2 lb.	(.9kg)
8626	1" Poly/Copper Pipe Pulling Attachment.....	2 lb.	(.9kg)

Kits:

8627	Includes 8600 Pipe Slice, 8605 50' Cable/Ferrule, 8610 Grip	25 lbs.	(11.4kg)
8628	Includes 8600 Pipe Slice, 8606 75' Cable/Ferrule, 8610 Grip	31 lbs.	(14kg)
8629	Includes 8600 Pipe Slice, 8607 100' Cable/Ferrule, 8610 Grip	38 lbs.	(17.3kg)
8630	Includes 8600 Pipe Slice, 8608 150' Cable/Ferrule, 8610 Grip	46 lbs.	(21kg)

8601 PIPE SLICE II with 1 1/2" – 12 Straight Thread, Single Blade 2.5 lbs. (1.2kg)
Splits 3/4" to 1" poly or copper pipe or pulls out 1" lead or galvanized services.

Accessories:


8605	3/8" x 50' Cable with Ferrule.....	16 lbs.	(7.5kg)
8606	3/8" x 75' Cable with Ferrule.....	22 lbs.	(10kg)
8607	3/8" x 100' Cable with Ferrule.....	28 lbs.	(12.7kg)
8608	3/8" x 150' Cable with Ferrule.....	37 lbs.	(16.8kg)
8610	Cable grip.....	7 lbs.	(3kg)
8645	3/4" PE Pipe Pulling Attachment.....	2 lb.	(.91kg)
8646	1" PE Pipe Pulling Attachment.....	2 lb.	(.91kg)
8648*	3/4" Copper Flare Locknut	1 lb.	(.45kg)
8649*	1" Copper Flare Locknut.....	1 lb.	(.45kg)
8647	3/4" and 1" Double Flare Tool	2 lb.	(.91kg)

Kits:

8620	Includes 8601 Pipe Slice II, 8605 50' Cable/Ferrule, 8610 Grip.....	25 lbs.	(11kg)
8621	Includes 8601 Pipe Slice II, 8606 75' Cable/Ferrule, 8610 Grip.....	31 lbs.	(14kg)
8622	Includes 8601 Pipe Slice II, 8607 100' Cable/Ferrule, 8610 Grip.....	38 lbs.	(17kg)
8623	Includes 8601 Pipe Slice II, 8608 150' Cable/Ferrule, 8610 Grip.....	46 lbs.	(20.9kg)
8640	Includes 8601 Pipe Slice II, 8645 & 8646 PE Pulls, 8648 & 8649 Copper Locknut, 8647 Flare Tool.....	7 lbs.	(3.0kg)
8641	Includes 8601 Pipe Slice II, 8645 & 8646 PE Pulls.....	5 lbs.	(2.3kg)
8642	Includes 8601 Pipe Slice II, 8648 & 8649 Copper Locknut, 8647 Flare Tool.....	5 lbs.	(2.2kg)

***New Fittings for Copper Pipe:**

Copper Connections: Simply slide the locking nut over the pipe, flare it and then slide the locking nut up and thread onto the back of the Pipe Slice II. The Pipe Slice II now has a radius at the back end to assist in securing the pipe to the tool.



Poly/Copper Pipe Pulling Attachments



Cable & Grip



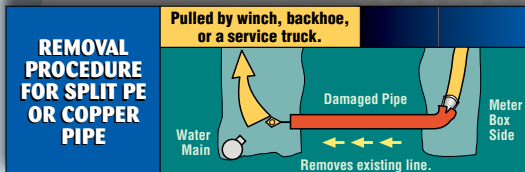
Poly Pipe Pulling Attachments



Double Flare Tool

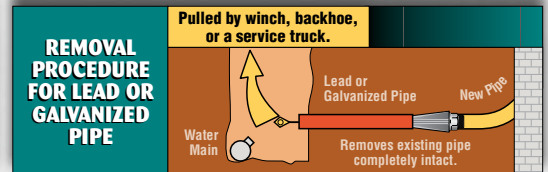


Copper Flare Locknut



REMOVAL PROCEDURE FOR SPLIT PE OR COPPER PIPE

Pulled by winch, backhoe, or a service truck.



REMOVAL PROCEDURE FOR LEAD OR GALVANIZED PIPE

Pulled by winch, backhoe, or a service truck.

8500 MINI PIPE SLICE for 1/2" to 3/4" lines with 1/2" NPT Male Thread1 lb. (.5kg)

Accessories:

8506	1/4" x 50' Cable and Ferrule	8 lbs.	(3.6kg)
8507	1/4" x 75' Cable and Ferrule	11 lbs.	(5kg)
8508	1/4" x 100' Cable and Ferrule	13 lbs.	(5.9kg)
8525	1/2" – 3/4" Poly Pipe Pull Attachment.....	1 lb.	(.45kg)

Kits:

8520	Includes 8500 Mini Slice, 8506 50' Cable, 8610 Cable Grip	15 lbs.	(6.8kg)
8521	Includes 8500 Mini Slice, 8507 75' Cable, 8610 Cable Grip	18 lbs.	(8kg)
8522	Includes 8500 Mini Slice, 8508 100' Cable, 8610 Cable Grip	21 lbs.	(9.5kg)

Mini Pipe Slice



Other cable lengths available upon request.



VALVE EXERCISERS



SEE THE VALVEMASTER IN ACTION ON OUR WEBSITE AT WWW.WHEELERREX.COM



FREE CD AVAILABLE

VALVEMASTER PORTABLE VALVE EXERCISER


ValveMaster portable valve exerciser delivers 0–600 ft. lbs. of torque with finger tip control. All torque absorbed by frame to protect the operator. Standard features include digital counter, 2" ball hitch coupling, 4.80 x 12" wheels and auxiliary connections for use as hydraulic power source for other tools.

(Type II 8 gpm, 2000 psi) 8ft telescoping key included


98001 With Honda engine..... 512 lbs. (233kg)

98003 With Honda engine and reversible counter..... 510 lbs. (232kg) 7,500.00

Note: 8 foot is the maximum key length recommended for optimal performance.




Patent #5,810,051



68115



681150



681155



681150 in use

VALVE EXERCISER / POWER DRIVE

The 68 series valve exerciser offers high performance in a compact, lightweight package. A wide variety of adapters are available for multiple uses. 115V, 1/2 hp, 6 amps, 250 ft. lbs., 22 RPM, 50–60Hz.

68115 Power Drive only – For use with adapters below.....35 lbs. (15.90kg)
Other voltages may be available upon request.

681150 Power Drive with 13964.....45 lbs. (20.45kg)

681155 Rising Stem Valve Operator with counter, clutch and hand wheel adapter
Shipping weight62 lbs. (28.1kg)

13964 Torque Limiting Adapter with counter and 1" square drive. 0-250 ft. lbs.
Shipping weight8 lbs. (3.6kg)

10709 1" Square Female Adapter
Shipping weight3 lbs. (1.4kg)

10696 Adapter for 12R drop head dies
Shipping weight2 lbs. (.9kg)


701061 Electric Counter Assembly Shipping weight.....1.5 lbs. (.65kg)

13964


10709

10696

701061



13968 and 13970 assembled.



NEW!



13968 RISING STEM TORQUE ADAPTER.....10 lbs. (4.5kg)

Features:

- Clutch “slips” to keep operator and valve safe while exercising.
- Torque Specs: adjustable 0 – 200 ft/lbs.
- Unique clutch system allows you to set the torque accordingly, to exercise valves without exceeding their limit.
- Clutch can be easily adjusted with any 3/4" wrench. (Not included)
- Control Rods have graduations for approximate ft/lbs. of torque.
- To be used with the 13970 on rising stem valves.
- The 701061 counter assembly can be added to the 68115 and the 13970 for ease of valve revolution counting.
- Clutch is allowed to “slip” and keep correct count when using the 701061 counter assembly.

13970 HAND WHEEL ADAPTER.....12 lbs. (5.45kg)

Features:

- Adapts to most valves with hand wheels with or without rising stems up to 3" in diameter.
- Series of bolt holes to adapt to many different spoke patterns and styles available.
- Allows you to exercise the valve with ease by using the 68115 with the addition of a 13968 Rising Stem Torque Adapter.
- The 701061 counter assembly can be added to the 68115 and the 13968 for ease of valve revolution counting.

10700 HYDRANT NUT

A convenient 1" square drive adapter designed for most hydrants. Use it with a portable power drive or with a T-Handle Key. It reduces worker fatigue when used with the Wheeler-Rex 681150 Power Drive. Can also use the Wheeler-Rex 8806 or 8808 Telescoping Valve Keys.

Machined and fabricated steel construction, adjustable to a variety of pentagon nut sizes. a 3/4" jam bolt is included.

Shipping weight6 lbs. (2.7kg)

VALVE KEYS

8806 6 FT. TELESCOPING VALVE KEY

Packed into a convenient 24" carrying case. Quick disconnect pull pins make adjustments fast and easy. Both a manual handle and a 1" square power adapter are included. 2" square female

drive fits most standard valves. Telescopes to 6 ft.20 lbs. (9kg)

8808 8 FT. TELESCOPING VALVE KEY

Packed into a convenient 24" carrying case. Quick disconnect pull pins make adjustments fast and easy. Both a manual handle and a 1" square power adapter are included. 2" square female drive fits most standard valves. Telescopes to 8 ft.23 lbs. (10.5kg)

88024 2 FT. EXTENSION

To extend your 8806 6' key into an 8808 8' key5.5 lbs. (2.5kg)



WRENCHES, PLIERS & FASTENING TOOLS

Heavy Duty Iron Pipe Wrenches have I-Beam handles for proven strength and durability without excess weight. Full floating jaws have spring suspension for fast grip and release. Replaceable jaws are made of tough heat-treated alloy steel. Aluminum Wrenches are nearly 50% less weight compared to Iron Wrenches. The End Wrenches and the Off-Set Wrenches allow for usage in areas with space restrictions. All Pipe Wrenches are made to U.S. Federal Specifications. Parts are interchangeable with most major brands and carry a limited lifetime warranty.

HEAVY DUTY STRAIGHT IRON PIPE WRENCHES

Manufactured to U.S. Specifications GGG-W-651e Type II Class A

Model Number	Description	Pipe Capacity		Weight		Std Pack
		Inches	mm	lbs	Kg	
4508	8" (200mm) Straight Pipe Wrench	1	25	3/4	0.3	6
4510	10" (250mm) Straight Pipe Wrench	1 1/2	40	1 3/4	0.8	6
4512	12" (300mm) Straight Pipe Wrench	2	50	2 3/4	1.2	6
4514	14" (350mm) Straight Pipe Wrench	2	50	3 1/2	1.6	6
4518	18" (450mm) Straight Pipe Wrench	2 1/2	65	5 3/4	2.6	6
4524	24" (600mm) Straight Pipe Wrench	3	80	9 3/4	4.4	4
4536	36" (900mm) Straight Pipe Wrench	5	125	19	8.7	1
4548	48" (1200mm) Straight Pipe Wrench	6	150	34	15.5	1
4560	60" (1524mm) Straight Pipe Wrench	8	200	51 1/4	23.3	1

HEAVY DUTY END IRON PIPE WRENCHES

Manufactured to U.S. Specifications GGG-W-651e Type VI

Model Number	Description	Pipe Capacity		Weight		Std Pack
		Inches	mm	lbs	Kg	
4710	10" (250mm) End Pipe Wrench	1 1/2	40	1 3/4	0.8	6
4714	14" (350mm) End Pipe Wrench	2	50	3 1/2	1.6	6
4718	18" (450mm) End Pipe Wrench	2 1/2	65	5 3/4	2.6	3
4724	24" (600mm) End Pipe Wrench	3	80	9 3/4	4.4	1

ALUMINUM STRAIGHT PIPE WRENCHES

Manufactured to U.S. Specifications GGG-W-651e Type II Class C

Model Number	Description	Pipe Capacity		Weight		Std Pack
		Inches	mm	lbs	Kg	
4410	10" (250mm) Aluminum Straight	1 1/2	40	1	0.4	6
4414	14" (350mm) Aluminum Straight	2	50	2 1/2	1.1	6
4418	18" (450mm) Aluminum Straight	2 1/2	65	3 3/4	1.7	6
4424	24" (600mm) Aluminum Straight	3	80	6	2.7	6
4436	36" (900mm) Aluminum Straight	5	125	11	5	4
4448	48" (1200mm) Aluminum Straight	6	150	19	8.7	1

ALUMINUM OFF-SET PIPE WRENCHES

Manufactured to U.S. Specifications GGG-W-651 Type II Class C

Model Number	Description	Pipe Capacity		Weight		Std Pack
		Inches	mm	lbs	Kg	
4814	14" (350mm) Aluminum Off-Set	2	50	2	0.9	6
4818	18" (450mm) Aluminum Off-Set	2 1/2	65	3 1/2	1.6	6
4824	24" (600mm) Aluminum Off-Set	3	80	5	2.3	6





GRIPMASTER

The GripMaster is a one-handed operation wrench which provides a fast, secure grip. Spring-loaded jaws for fast placement on pipe and secure ratchet action.

Model Number	Description	Pipe Capacity		Weight		Std Pack
		Inches	mm	lbs	Kg	
4310	10" GripMaster	1 1/2	37.5	2	0.9	6
4314	14" GripMaster	2	50	4	1.8	6

SPUD WRENCH

The 4612 Spud Wrench is for 3/8"-2 5/8" pipes and is designed with narrow jaws to fit into small spaces. The smooth jaws are the perfect tool when toothed jaws may not be the right choice for the job.

Model Number	Description	Pipe Capacity		Weight		Std Pack
		Inches	mm	lbs	Kg	
4612	12" Spud Wrench	2 5/8	67	2.7	1.2	6

DOUBLE-UP WRENCH

One through-bolt wrench with two sockets makes for fast, easy tightening of your repair clamp and service saddle nuts. Easy reversing with a single lever. Strong, all steel construction with a vinyl grip.

- 9600 1 1/4" x 1 1/16" Double-Up Wrench 2.75 lbs.
- 9601 1 5/16" x 1 1/8" Double-Up Wrench..... 2.75 lbs.

HEAVY DUTY DEEP SOCKETS

Designed for tightening hex nuts on repair clamps, mechanical joint fittings, and saddles. Large diameter barrels make fast hand tightening easy. Operates with any 1/2" drive manual or impact wrench. Eleven individual kits are available.

Individual Six Point Deep Sockets (Metric sizes listed in Blue)

- 978 3/4" Deep Socket 6 pt. 1 lb. (.45kg)
- 979 7/8" Deep Socket 6 pt. 1 lb. (.45kg)
- 980 15/16" Deep Socket 6 pt. 1.2 lbs. (.54kg)
- 981 1 1/16" Deep Socket 6 pt. 1.4 lbs. (.64kg)
- 982 1 1/4" Deep Socket 6 pt. 1.5 lbs. (.68kg)
- 983 1 1/8" Deep Socket 6 pt. 1.5 lbs. (.68kg)
- 984 1 5/16" Deep Socket 6 pt. 1.85 lbs. (.84kg)
- 985 1 7/16" Deep Socket 6 pt. 2.15 lbs. (.97kg)
- 986 1" Deep Socket 6 pt. 1.2 lbs. (.54kg)
- 987 1 1/2" Deep Socket 6 pt. 2.3 lbs. (1.04kg)
- 947 17mm Deep Socket 6 pt.85 lb. (.38kg)
- 943 19mm Deep Socket 6 pt.95 lb. (.43kg)
- 944 22mm Deep Socket 6 pt. 1.05 lbs. (.47kg)
- 945 24mm Deep Socket 6 pt. 1.15 lbs. (.52kg)
- 948 27mm Deep Socket 6 pt. 1.4 lbs. (.64kg)
- 946 30mm Deep Socket 6 pt. 1.55 lbs. (.70kg)

Kits Available with Deep Sockets in Tool Box with 6515 Ratchet as Follows:

- 960 Includes 980- 15/16", 981- 1 1/16", 982- 1 1/4" 7.75 lbs. (3.5kg)
- 961 Includes 980- 15/16", 981- 1 1/16", 982- 1 1/4", 983- 1 1/8" 9 lbs. (4kg)
- 962 Includes 980- 15/16", 982- 1 1/4", 983- 1 1/8" 7.75 lbs. (3.5kg)
- 963 Includes 981- 1 1/16", 982- 1 1/4", 984- 1 5/16", 985- 1 7/16" 13 lbs. (5.9kg)
- 964 Includes 981- 1 1/16", 982- 1 1/4", 983- 1 1/8" 8 lbs. (3.6kg)
- 965 Includes 979- 7/8", 981- 1 1/16", 982- 1 1/4" 7.6 lbs. (3.45kg)
- 966 Includes 978- 3/4", 979- 7/8", 980- 15/16", 981- 1 1/16" 8 lbs. (3.6kg)
- 967 Includes 978- 3/4", 979- 7/8", 980- 15/16", 981- 1 1/16", 982- 1 1/4", 983- 1 1/8", 984- 1 5/16", 985- 1 7/16", 986- 1", 987- 1 1/2" 8 lbs. (3.6kg)

Kits with Deep Sockets in Metric Sizes:

- 940 Includes 943- 19mm, 944- 22mm, 945- 24mm 7 lbs. (3kg)
- 941 Includes 943- 19mm, 944- 22mm, 945- 24mm, 946- 30mm 8 lbs. (3.6kg)
- 942 Includes 947- 17mm, 943- 19mm, 945- 24mm, 946- 30mm 8 lbs. (3.6kg)
- 950 Includes 947- 17mm, 943- 19mm, 944- 22mm, 945- 24mm, 948- 27mm, 946- 30mm 13 lbs. (5.9kg)



WRENCHES, PLIERS & FASTENING TOOLS CONTINUED

TWINTITE™

For torquing both screws simultaneously. The TwinTite™ attaches to most 3/8" reversible cordless drills. Fits couplings 1 1/2" to 4". Individual torque settings allow each clamp screw to be tightened to correct torque specification. The torque is preset to 60in lbs. or 80in lbs. and can be recalibrated with a torque wrench. The TwinTite™ is quick and easy to attach to your drill and the wire form can be bent to fit other drills.

1990	TwinTite™ 60in/lb. with 5/16" replacement socket	2.5 lbs.	(1.2kg)
1992	TwinTite™ 80in/lb. with 5/16" replacement socket	2.5 lbs.	(1.2kg)
1994	TwinTite™ 80in/lb. with 3/8" replacement socket.....	2.5 lbs.	(1.2kg)



Attachment procedure is 3 simple steps:

1. Place gear box shaft in drill chuck and tighten
2. Place wire form around drill handle and wire ends into clamp holes on bottom of gear box and tighten screws.
3. Assemble 2-piece clamp around wire form near drill handle base and tighten the screws.



SOIL PIPE COUPLING TORQUE WRENCH

This durable "T-Handle" type torque tool with a contoured comfort-fit handle features a removable socket and a unique locking collar, which allows the tool to be used as an untorqued snug-up or back-off, as well as a conventional torque tool. With the locking collar retracted, the tool torques to the right (tightening), while ratcheting to the left. When proper torque value has been achieved, the mechanism slips internally and over-tightening is impossible.

1977 T-Torque for tightening 5/16" coupling nuts to 60 in. lbs.....	Weight 1 lb. (.5kg)
1980 T-Torque for tightening 5/16" coupling nuts to 80 in. lbs.....	Weight 1 lb. (.5kg)
1981 T-Torque for tightening 3/8" coupling nuts to 80 in. lbs.....	Weight 1 lb. (.5kg)
1982 T-Torque for tightening 5/16" & 3/8" coupling nuts to 80 in. lbs.....	Weight 1 lb. (.5kg)

275410	5/16" Replacement Socket
275818	3/8" Replacement Socket




Replaceable Socket →

NO-HUB® COUPLING WRENCHES

Wheeler-Rex powered No-Hub® Coupling Wrenches tighten or loosen couplings in just a few seconds. The tools can be used with most 3/8" reversible electric drills. They can be installed and removed as quickly as a drill bit. Automatic clutch in torque heads prevent over and under tightening. Recalibration is easy with a torque wrench.

1964 "Fastite"	For tightening 5/16" coupling nuts to 60 in. lbs.	Shipping weight8 lb.
1965 "Fastite Plus"	For tightening 3/8" coupling nuts to 80 in. lbs.	Shipping weight8 lb.
1966 "Fastite Plus 2"	For tightening 5/16" coupling nuts to 80 in. lbs.	Shipping weight8 lb.
1974 "Fastite Two"	For tightening 1/4" coupling nuts to 80 in. lbs.	Shipping weight8 lb.






BASIN WRENCH

Quickly & easily tightens or loosens faucet shank nuts in close quarters. Complete with spring loaded jaws and a telescopic handle that adjusts from 10 to 17 inches and a friction plug that helps hold the head in position. 3/8" to 1 1/4" capacity.


- 9400 Shipping weight..... 2 lbs.
- 9401 Same as 9400 except with non-telescopic handle 2 lbs.



STRAP WRENCHES

Provides quick gripping to plastic or chrome plated objects without scratching or damaging the surface. Neoprene Coated Strap. Ductile iron handles for high strength.


Model No.	Pipe capacity	O.D. Capacity	Handle Length
8312	1/8"-2" (10-63mm)	1/8"-3 1/2" (10-90mm)	12" (305mm) weight 2.0 lbs.
8318	1"-5" (33-127mm)	1"-6" (33-150mm)	18" (458mm) weight 3.3 lbs.
8324	2"-12" (60-324mm)	2"-14" (60-350mm)	24" (610mm) weight 5.7 lbs.
83120	Replacement Strap for 8312		
83180	Replacement Strap for 8318		
83240	Replacement Strap for 8324		



ALUMINUM VALVE WHEEL WRENCHES

Designed to provide leverage to turn a valve wheel without slipping. Made from aluminum to be light weight and non-sparking. Three convenient sizes for added leverage.

- 8708 8" Length (3/4" Mouth Opening) Shipping weight..... 6 oz.
- 8714 14" Length (1" Mouth Opening) Shipping weight 1 lb.
- 8718 18" Length (1 3/8" Mouth Opening) Shipping weight..... 2.5 lbs.



HYDRANT WRENCH

For removing hydrant caps and operating hydrants. Made of sturdy forged construction; will fit pentagon nuts up to 1 3/4" or square nuts up to 1 1/4" with spanners for either pin or lug style host couplings.

- 8700 Hydrant Wrench5 lbs. (2.5kg)



5400 LIGHT DUTY CHAIN WRENCH

With forged alloy steel handles, the 5400 is ideal for use in small locations. The 5400 is designed for pipes up to 4" O.D. Chain length is 15 3/4"; handle length is 12".

- Weight.....2.5 lbs. (1.2kg)



UTILITY PLIERS

Waterpump style, with hardened anti-slip teeth on all jaw surfaces, create outstanding gripping and holding power. Unique cam/channel jaw positioning system permits fast, easy adjustments, along with wide comfort-fit handle.

- 1910 10" length 1 1/4" jaw capacity Shipping weight..... 1 lb.
- 1912 12" length 1 7/8" jaw capacity Shipping weight..... 2 lbs.



CRIMPING TOOLS

CRIMPING TOOLS

Wheeler Rex introduces a line of crimping tools specifically designed to help install better connections on PEX potable water or radiant heating systems. The full circle crimp eliminates the unsightly appearance of tool marks and distortion of crimped rings.

89202 1/2" PEX RING CRIMPER

A PEX Ring Crimper for 1/2". Crimps conform to ASTM specifications and is supplied with a go/no-go gauge. Complete with a soft, comfortable grip. OAL 12"

Shipping weight.....4 lbs. (1.8kg)

89203 3/4" PEX RING CRIMPER

A PEX Ring Crimper for 3/4". Crimps conform to ASTM specifications and is supplied with a go/no-go gauge. Complete with a soft, comfortable grip. OAL 12"

Shipping weight.....4 lbs. (1.8kg)

89204 1" PEX RING CRIMPER

A PEX Ring Crimper for 1". Crimps conform to ASTM specifications and is supplied with a go/ no-go gauge. Complete with a soft, comfortable grip and long handles for extra leverage. OAL 19"

Shipping weight..... 6 lbs. (2.7kg)

89206 1/2" AND 3/4" PEX COMBO CRIMPER

A Combination Pex Ring Crimper for 1/2" and 3/4". Crimps conform to ASTM specifications and is supplied with a go / no-go gauge. Complete with a soft, comfortable grip and long handles for extra leverage. OAL 16"

Shipping weight..... 5.4 lbs. (2.5kg)

STAINLESS CLAMP PINCHER RATCHET TOOL

The PEX Stainless Clamp Pincher Ratchet Tool with a full cycle mechanism assures consistent water tight crimps, eliminating the need for a crimp gauge. Made from heat treated steel for strength and durability. Its compact design and lightweight frame allow this tool to be extremely versatile when used in confined areas.

Our PEX Stainless Clamp Pincher ratchet tool can be used for 3/8", 1/2", 3/4" and 1". Crimps conform to ASTM F2098 specifications. OAL 11"

89250 Stainless Clamp Pincher, Shipping weight..... 2 lb. (.9kg)

PEX RING REMOVER

This unique tool is designed for fitting recovery without damaging the fittings. The high mechanical advantage makes shearing of rings much easier and faster than sawing off a crimped ring. Just two cuts on the ring allow the user to reclaim the fitting. Saves time and money!!

89210 1/2"-1" Ring Remover, Shipping weight1.2 lbs. (.54kg)

892100 Replacement Cutting Blade (old style)






CLOSE QUARTERS CRIMP TOOLS

A unique tool designed for 1/2" and 3/4" pipe sizes. These tools provide a toggle action which helps to assure a complete crimp cycle. Light weight with a comfort fit handle, it's high mechanical action allows one hand crimping to ASTM specifications. OAL 12"


- 89215 1/2" Close Quarters Crimp Tool3.2 lbs. (1.45kg)
- 89216 3/4" Close Quarters Crimp Tool3.2 lbs. (1.45kg)



89217 CLAMP CRIMPER

The Close Quarters Tool crimps rings to ASTM F-1087 on 3/8", 1/2", 3/4", and 1" pipe. A wrench is used to torque the bolts down until the gap is eliminated. Convenient 1" and 3/4" on one side, flip over and 1/2" and 3/8" on the reverse. Complete with a gauge to assure crimps are to specifications. OAL 3 1/2"

Weight.....1.5 lbs. (.68kg)



89211 CLAMP REMOVAL TOOL

This unique tool allows fitting recovery with an effortless torquing action. Apply the socket to a "T" bar or socket wrench and place over the pinched clamp. By turning 90 degrees in a clockwise action and then counter-clockwise the clamp is sheared making fitting recovery quick and easy. Remove all clamps 3/8", 1/2", 5/8", 3/4" and 1" with ONE tool. Wrench nut supplied.

Weight.....1 lb. (.5kg)



89220 CRIMP KIT

A 1" Crimp Tool with interchangeable die inserts. Kit comes with 1/2", 3/4" and 1" inserts in a convenient carrying case with a crimp gauge. Optional 3/8" and 5/8" inserts are available. Die inserts are easily changed without tools. No calibration procedure is required and all crimps conform to ASTM F-1807 specifications. Kit includes the 89210 Ring Remover.

Weight.....8.5 lbs. (3.86kg)

DIE SETS

892201	3/8" Die Set for 89220
892202	1/2" Die Set for 89220
892203	5/8" Die Set for 89220
892204	3/4" Die Set for 89220



MISCELLANEOUS TOOLS

BOLT CUTTERS

Wheeler Rex offers three models for cutting rod, wire mesh, concrete form ties, rebar, cables, bolts and other materials. They are designed for cutting close to surfaces. The jaws are made of Chrome-Molybdenum Steel for maximum strength and durability. The bolt cut head assemblies are replaceable with special threaded bolt and nut.

All three models come with cushioned grips.

- 814218 18" HD Bolt Cutter Weight 4 lb. (1.8kg)
- 814223 24" HD Bolt Cutter Weight 6 lb. (3kg)
- 814228 30" HD Bolt Cutter Weight 9 lb. (4kg)



NEW!

Wheeler #	Overall Length	Medium Metals 15HRC	Hard Metals 40 HRC	Replacement Head Assembly	Weight Dims
814218	18" (450mm)	8mm (5/16")	5mm (3/16")	818368	4lbs / 1.8 kg 20 x 6 x 2
814223	24" (600mm)	10mm (3/8")	6mm (7/32")	818373	6lbs / 2.7 kg 26 x 6 x 2
814228	30" (750mm)	13mm (1/2")	7mm (9/32")	818378	9lbs / 4 kg 33 x 7 x 2

7100 HACK SAWS AND BLADES

The Model 7100 Hack Saw is a high tension hacksaw for plumbers, electricians and maintenance workers. Built-in storage in handle for 10 blades.

- 7100 Hack Saw Weight 2 lbs. (.9kg)

Features:

- Aluminum construction
- Powder coat finish
- Ergonomic design
- BiMetal blade included

Replacement Blades

Wheeler #	Blade Size	Teeth per inch	Weight
7114	12 x 1/2 x .025	14	.05 lb. (.02kg)
7118	12 x 1/2 x .025	18	.05 lb. (.02kg)
7124	12 x 1/2 x .025	24	.05 lb. (.02kg)
7132	12 x 1/2 x .025	32	.05 lb. (.02kg)

Blades priced individually but sold in 10 packs only.

MULTI-PURPOSE 6-IN-1 SCREWDRIVER

Comfortable grip handle and includes the following:

- #1 and #2 Phillips® tips
- 3/16" and 1/4" flat tips
- 5/16" and 1/4" nut drivers in the shaft

Sold separately or in a convenient 12 pack display.

- 6018 6-in-1 Screwdriver Weight .35 lb. (.16kg)
- 6019 12-Pack Display of 6018 Weight 4.4 lbs. (2kg)

DIAMETER TAPE

For measuring diameter or circumference of pipes and cylindrical objects.

- 71 Pocket size 6' (1.82m) linear / 22" (.56m) Diameter Tape.
English/Metric Scales. Weight .35 lbs (.16kg)



DISTRIBUTOR MARKETING AIDS



998008 Pipe Wrench Display Board with Pipe Wrench 4514, 4714, 4414 & 4814 (14 lbs.)




998025 Generic Tool Mat



998014 Tubing Tools Display Board with 7290, 5290, 5190, 90750, 90735, 90728 & 90722 (11 lbs.)

ALL DISPLAYS CAN BE HUNG ON EITHER SLOT WALL OR PEGBOARD!



998034 Blank Peg Board



998034 Sample 1



998034 Sample 2



998037 Plumbing and Waterworks Counter Mat



THE FASTEST GROWING LINE OF PROFESSIONAL TOOLS & EQUIPMENT...



Pipe Cutters



Plastic Pipe Tools




Tube Tools

...FOR THE CONSTRUCTION, INDUSTRIAL, MUNICIPAL & WATER WORKS MARKETS.



Hydrostatic Test Pumps



Threading Machines



Drilling & Tapping Tools

- PIPE CUTTERS
- PIPE FABRICATION
- THREADING MACHINES
- REPLACEMENT THREADING DIES
- HYDROSTATIC TEST PUMPS

- TRASH PUMPS
- TUBE TOOLS
- CUTTER WHEELS
- GLASS TUBING CUTTERS
- PLASTIC PIPE TOOLS

- PIPE WORKING TOOLS
- SHUT OFF TOOLS
- PIPE FREEZING KITS
- DRILLING & TAPPING TOOLS

- WRENCHES
- PLIERS
- FASTENING TOOLS
- VALVE EXERCISERS
- CRIMPING TOOLS

PRODUCT INDEX

Part No.	Description	Page	Part No.	Description	Page
70	SHUT OFF TOOL 1-1/4"-2"	44	982	1-1/4 HD DEEP SOCKET	53
71	ENGLISH/METRIC 6 FOOT	58	983	1-1/8 HD DEEP SOCKET	53
75	SHUT OFF TOOL 3/8"-2" PLASTIC WATER	44	984	1-5/16 HD DEEP SOCKET	53
77	SHUT OFF TOOL 3/8"-2" PLASTIC GAS	44	985	1-7/16 HD DEEP SOCKET	53
85	SHUT OFF TOOL 3/4"- 1"	44	986	1 HD DEEP SOCKET	53
86	SHUT OFF TOOL 1/2"- 1"	44	987	1-1/2 HD DEEP SOCKET	53
450	TUBE CLEANING BRUSH	31	1300	PIPE SCRAPER, 3"-12"	7
452	REPLACEMENT BRUSH SET	31	1301	BELT ASSEMBLY FOR 1300	7
522	COMPLETE CHAIN FOR 6" 490/590	6	1350	PIPE SCRAPER, 12"-36"	7
528	COMPLETE CHAIN FOR 8" 590/490	6	1351	BELT ASSEMBLY FOR 1350	7
532	COMPLETE CHAIN FOR 6" 590/490	6	1590	INTERNAL PIPE CUTTER 1-1/2"	40
533	COMPLETE CHAIN FOR 8" 590/490	6	1630	PUMP W/BASE, FOR 2990 HYDRAULIC CUTTER	5
600	PLASTIC PIPE HAND SAW 18"	38	1660	HOLE CUTTER, GAS POWERED	48
601	PLASTIC PIPE HAND SAW 18" PTFE COATED BLADE	38	1661	HOLE CUTTER, PNEUMATIC POWERED	48
602	PLASTIC PIPE HAND SAW 13"	38	1662	HOLE CUTTER, ELECTRIC POWERED	48
603	PLASTIC PIPE HAND SAW 13" PTFE COATED BLADE	38	1663	HOLE CUTTER, HYDRAULIC POWERED	48
610	REPLACEMENT 18" BLADE FOR 600 HAND SAW	38	1664	HOLE CUTTER, LESS DRIVE	48
611	REPLACEMENT 18" BLADE FOR 601 HAND SAW	38	1697	T-HANDLE GUILLOTINE CUTTER 8"	41
612	REPLACEMENT 13" BLADE FOR 602 HAND SAW	38	1755	3/8 - 2 3/8 FREEZE KIT	45
613	REPLACEMENT 13" BLADE FOR 603 HAND SAW	38	1892	T-HANDLE GUILLOTINE CUTTER	41
626	26" CABLE SAW	38	1910	10" WATERPUMP UTILITY PLIERS	55
636	36" CABLE SAW	38	1912	12" WATERPUMP UTILITY PLIERS	55
640	POWER DRIVE W/CASE, ADAPTER	13	1924	COMPLETE CHAIN FOR 8" 2990	6
726	26" ECONOMY HAND SAW FOR PVC	38	1926	COMPLETE CHAIN FOR 6" 2990	6
727	REPLACEMENT BLADE FOR 726 ECONOMY	38	1964	FASTITE 5/16" SOCKET 60IN LB	54
730	26" ECONOMY HAND SAW WITH PTFE COATED BLADE	38	1965	FASTITE 3/8" SOCKET 80IN LB	54
731	REPLACEMENT BLADE FOR 730 ECONOMY SAW	38	1966	FASTITE 5/16" SOCKET 80IN LB	54
841	STAND FOR 7991	18	1974	FASTITE 1/4" SOCKET 80IN LB	54
850	FOLDING PIPE STAND W/ V HEAD	42	1977	SOIL PIPE TORQUE WRENCH, 5/16", 60 IN LBS	4, 54
851	FOLDING PIPE STAND W/BT HEAD	42	1980	SOIL PIPE TORQUE WRENCH, 5/16", 80 IN LBS	4, 54
854	BALL TRANSFER SET (PAIR)	42	1981	SOIL PIPE TORQUE WRENCH, 3/8", 80 IN LBS	4, 54
856	V-HEAD W/ADJUSTMENT NUT	42	1982	SOIL PIPE TORQUE WRENCH, 5/16" & 3/8", 80 IN LBS	4, 54
880	PIPE DOLLIE 3"-30"	43	1990	TWINTITE 60in lbs 5/16"	54
892	T-HANDLE GUILLOTINE CUTTER	41	1992	TWINTITE 80in lbs 5/16"	54
920	DEBURRING TOOL	34	1994	TWINTITE 80in lbs 3/8"	54
921	DEBURRING TOOL 10 PACK OF 920	34	2290	INTERNAL PIPE CUTTER 2"	40
940	HD METRIC DS SET, 19,22,24MM	53	2490	INTERNAL PIPE CUTTER 51MM	40
941	HD METRIC DS SET 17,19,24,30MM	53	2492	INTERNAL PIPE CUTTER 2" SCH 80	40
942	HD METRIC DS SET 17,19,24,30 MM	53	2690	1/8"-2" STEEL PIPE CUTTER	7
943	HD 19MM DEEP SOCKET	53	3090	HOLE CUTTER W/MILWAUKEE® ADAPTER	47
944	HD 22MM DEEP SOCKET	53	3091	HOLE CUTTER W/DEWALT® ADAPTER	47
945	HD 24MM DEEP SOCKET	53	3092	3090 HOLE CUTTER W/MILWAUKEE® DRILL	47
946	HD 30MM DEEP SOCKET	53	3093	3091 HOLE CUTTER W/DEWALT® DRILL	47
947	HD 17MM DEEP SOCKET	53	3290	INTERNAL PIPE CUTTER 3"	40
948	HD 27MM DEEP SOCKET	53	3395	DIAMOND CUTTER SHELL 3-7/8"	48
950	HD METRIC DS KIT 17,19,22,24,27,30	53	3450	DIAMOND CUTTER SHELL 4-1/2"	48
960	HD DEEP SOCKET KIT 980,981,982	53	3490	INTERNAL PIPE CUTTER 3" SCH 80	40
961	HD DEEP SOCKET KIT 980,981,982,983	53	3590	1/8"-3/8" RATCH-CUT	32
962	HD DEEP SOCKET KIT 980,982,983	53	3595	DIAMOND CUTTER SHELL 5-7/8"	48
963	HD DEEP SOCKET KIT 981,982,984,985	53	3650	DIAMOND CUTTER SHELL 6-1/2"	48
964	HD DEEP SOCKET KIT 981,982,983	53	3790	5/16"-1-1/8" RATCH CUT	32
965	HD DEEP SOCKET KIT 979,981,982	53	3801	WHEELER HYDROYL ONE QUART	5
966	HD DEEP SOCKET KIT 978,979,980,981	53	3804	WHEELER HYDROYL ONE GALLON	5
967	HD DEEP SOCKET KIT 978,979,980,981,982,983,984,985,986,987	53	3824	COMPLETE CHAIN 12" FOR 389012	6
978	3/4 HD DEEP SOCKET	53	4006	PIPE VISE	43
979	7/8 HD DEEP SOCKET	53	4012	PIPE PULLER 4" - 14"	43
980	15/16 HD DEEP SOCKET	53	4015	PIPE VISE	43
981	1-1/16 HD DEEP SOCKET	53	4020	PIPE VISE	43

PRODUCT INDEX

CONTINUED

Part No.	Description	Page	Part No.	Description	Page
4028	PIPE VISE	43	4908	RATCHET PIPE CUTTER, 2"-8"	4
4060	6" PLUG POPPER	43	4910	BRASS HAMMER 3# FOR 4900	34
4080	8" PLUG POPPER	43	4916	RATCHET PIPE CUTTER 1-1/2"-6"	4
4160	TRIPOD CHAIN VISE 1/8"-6"	42	4918	RATCHET PIPE CUTTER 1-1/2"-8"	4
4180	BENCH CHAIN VISE, 1/8" TO 6"	42	4991	CLOSE QUARTERS CUTTER	31
4190	MICRO SNIPPER 1/4" TO 3/8"	37	5090	PIPE CUTTER 1/2"- 2"	7
4200	1/2"-2" MANUAL THREADER SET	13	5190	MINI SNIPPER 1/8" TO 1-1/4"	37
4202	1/2"- 1" RATCHET THREADER SET	13	5191	MINI SNIPPER 1/8" TO 1-1/4" W/PTFE COATED BLADE	37
4207	1/2-1-1/4" MANUAL THREADER SET	13	5195	ECONOMY SNIPPER 1/8" - 1-1/4"	37
4209	1/2"-2" NPSM MANUAL THREADER	13	5196	SNIPPER BLADE FOR 5195	37
4211	1"-2" MANUAL THREADER SET	13	5200	BLADE FOR 5190	37
4213	1/2"-2" MANUAL THREADER SET	13	5210	COMPLETE CHAIN, 10" 490/590	6
4215	1/2-2"BSPT MANUAL THREADER SET	13	5212	COMPLETE CHAIN, 12" 490/590	6
4290	INTERNAL PIPE CUTTER 4"	40	5215	COMPLETE CHAIN, 15" 490/590	6
4310	10" GRIPMASTER PIPE WRENCH	53	5256	CHAIN EXTENSION 490/590 8 PINS	6
4314	14" GRIPMASTER PIPE WRENCH	53	5258	CHAIN EXTENSION 490/590 14PINS	6
4395	CARBIDE CUTTER SHELL 3-7/8"	48	5290	PLASTIC PIPE CUTTER 1/8"-1-5/8	37
4410	10" ALUMINUM STRAIGHT PIPE	52	5295	ECONOMY SNIPPER 1/8" - 1-5/8"	37
4414	14" ALUMINUM STRAIGHT PIPE	52	5296	SNIPPER BLADE FOR 5295	37
4418	18" ALUMINUM STRAIGHT PIPE	52	5299	BLADE FOR 5191 PTFE COATED	37
4424	24" ALUMINUM STRAIGHT PIPE	52	5300	BLADE FOR 5290	37
4436	36" ALUMINUM STRAIGHT PIPE	52	5400	CHAIN WRENCH	55
4448	48" ALUMINUM STRAIGHT PIPE	52	5412	OPC,4-12" CUT & GRV STL & ALUM	11
4450	CARBIDE CUTTER SHELL 4-1/2"	48	5524	COMPLETE CHAIN 18" FOR 559018	6
4490	INTERNAL PIPE CUTTER 4" SCH 80	40	5690	AUTO C CUTTER 1/2" (15.9MM)	31
4506	COPPER TUBE CLEANER (6-IN-1)	31	5691	AUTO C CUTTER 3/4" (22.2MM)	31
4508	8" HD STRAIGHT IRON PIPE WRENCH	52	5692	AUTO C CUTTER 1" (28.6MM)	31
4510	10" HD STRAIGHT IRON PIPE WRENCH	52	5800	3/4 PLASTIC PIPE CUTTER SHELL	46
4512	12" HD STRAIGHT IRON PIPE WRENCH	52	5801	1" PLASTIC PIPE CUTTER SHELL	46
4514	14" HD STRAIGHT IRON PIPE WRENCH	52	5900	OIL BUCKET W/PUMP	13
4518	18" HD STRAIGHT IRON PIPE WRENCH	52	5906	MANUAL PIPE CUTTER 2"-6"	4
4524	24" HD STRAIGHT IRON PIPE WRENCH	52	5908	MANUAL PIPE CUTTER 2"-8"	4
4536	36" HD STRAIGHT IRON PIPE WRENCH	52	5916	MANUAL CUTTER 1-1/2"-6"	4
4548	48" HD STRAIGHT IRON PIPE WRENCH	52	5918	MANUAL PIPE CUTTER 1-1/2"-8"	4
4560	60" HD STRAIGHT IRON PIPE WRENCH	52	6000	INTERNAL PIPE CUTTER 6"	40
4590	5/8" OD SELF FEED RATCH-CUT	32	6018	6 IN 1 COMFORT GRIP SCREWDRIVR	58
4595	CARBIDE CUTTER SHELL 5-7/8"	48	6019	12 PACK OF 6018 SCREWDRIVERS	58
4606	6" DIAMOND BLADE FOR DI & CI	8	6395	DIAMOND CUTTER SHELL 3-7/8"	48
4612	12" SPUD WRENCH	53	6412	OPMT CUT & BEVEL DIP 4"-12"	11
4616	6" DIAMOND ECONOMY BLADE	8	6450	DIAMOND CUTTER SHELL 4-1/2"	48
4624	PIPEMASTER, 6"-24"	8	6515	RATCHET MALE 1/2" SQ DRIVE	44
4648	PIPEMASTER, 6"-48"	8	6519	RATCHET,FEMALE 1/2 SQ DRIVE	4
4650	CARBIDE CUTTER SHELL 6-1/2"	48	6590	THREADING MACHINE 2-1/2"-6"	17
4690	2"-4" STEEL PIPE CUTTER	7	6595	DIAMOND CUTTER SHELL 5-7/8"	48
4700	HAMMERHEAD FLARING KIT	34	6598	THREADING MACHINE 2-1/2-6"220V	
4705	5" TCT BLADE FOR STEEL	8	6600	ROLL GROOVER, MANUAL	10
4706	6.5" TCT BLADE FOR STEEL	8	6601	ROLL GROOVER,MANUAL, COPPER	10
4710	10" HD END IRON PIPE WRENCH	52	6602	STEEL KIT FOR ROLL GROOVER	10
4714	14" HD END IRON PIPE WRENCH	52	6603	STABILIZERS FOR 300 ROLL GROOVER	10
4718	18" END IRON PIPE WRENCH	52	6604	ROLL GROOVE BRACKET KIT FOR 7090	10
4724	24" END IRON PIPE WRENCH	52	6605	COPPER ROLL GROOVER KIT	10
4790	7/8" OD SELF FEED RATCH-CUT	32	6650	DIAMOND CUTTER SHELL 6-1/2"	48
4800	CARBIDE CUTTER SHELL 8"	48	6790	THREADING MACHINE 1/2"-4"	17
4814	14" ALUMINUM OFF-SET PIPE WRENCH	52	6793	6790 THREADING MACHINE 1/2"-4" WITH WHEEL CUTTER	17
4818	18" ALUMINUM OFF-SET PIPE WRENCH	52	6794	6790 THREADING MACHINE 1/2"-4" WITH BLADE CUTTER	17
4824	24" ALUMINUM OFF-SET PIPE WRENCH	52	6798	THREADING MACHINE 1/2"-4" 220V	
4900	REROUNDING TOOL KIT 3/4"-2"	34	6800	DIAMOND CUTTER SHELL 8"	48
4906	RATCHET PIPE CUTTER, 2"-6"	4	7100	HI-TENSION HACKSAW	58

Part No.	Description	Page	Part No.	Description	Page
7114	BI-METAL HACKSAW BLADE 14 TPI	58	8090	THREADING MACHINE 1/2"-2"	16
7118	BI-METAL HACKSAW BLADE 18 TPI	58	8092	3 & 4" CU CAPITOL WHEEL	35
7124	BI METAL HACKSAW BLADE 24 TPI	58	8096	THREADING MACHINE (8090) 1/2"-2"W/2 DIE HEADS	16
7132	BI-METAL HACKSAW BLADE 32 TPI	58	8097	THREADING MACHINE (8090) 1/2"-2" W/897065 DIE HEAD	16
7290	PLASTIC PIPE CUTTER 1/8-2-3/8"	37	8098	THREADING MACHINE (8090) 1/2"-2" 220V	16
7300	BLADE FOR 7290	37	8100	DRILLING MACHINE 3/4" & 1" NPT	46
7325	BLADE SHARPENER	37	8200	DRILLING MACHINE 3/4" & 1" CTS	46
7702	ROLL GROOVING MACHINE W/MANUAL PUMP	11	8300	DRILLING MACHINE 3/4" & 1"BSPT	46
7703	ROLL GROOVING MACHINE W/POWER	11	8312	12" STRAP WRENCH, 1/2-2" PIPE	55
7800	EARTHWORM HYDRO DRILL	48	8318	18" STRAP WRENCH, 1-5" PIPE	55
7801	1 INCH AUGER	48	8324	24" STRAP WRENCH, 2-12" PIPE	55
7802	2 INCH AUGER	48	8400	ROLL GROOVER FITS 6090,7090,8090 THREADERS	10
7808	4 INCH REVERSE AUGER	48	8401	ROLL GROOVER FITS 300 SERIES	10
7809	6 INCH REVERSE AUGER	48	8402	ROLL GROOVER FITS 300 COMPACT	10
7810	3 INCH AUGER	48	8403	ROLL GROOVER FITS 6790 THREADER	10
7890	THREADING MACHINE 1/2"- 1-1/2"	16	8412	OPMT CUT BEVEL STEEL 4"-12"	11
7914	3/8 PITCH CUTTER CHAIN	36	8415	MANTIS BAND SAW W/CHAIN VISE	12
7922	1-1/2" GLASS CUTTER CHAIN	36	8416	MANTIS BAND SAW W/FLAT VISE	12
7991	SIDEKICK II 1/2-1" PIPE THREADER	15	8500	MINI PIPE SLICE	49
7992	SIDEKICK II 1/2"-1" WITH 60131 DIE HEAD	15	8506	1/4 X 50' CABLE FOR MINI SLICE	49
7993	SIDEKICK II 1/2"-1" WITH 2 - #70131 DIE HEADS	15	8507	1/4 X 75' CABLE FOR MINI SLICE	49
7998	SIDEKICK II 1/2"-1" 220V THREADER	15	8508	1/4 X 100' CABLE FOR MINI	49
8001	CUTTER WHEEL	35	8520	MINI PIPE SLICE 50'-8506,8500,8610	49
8002	CUTTER WHEEL	35	8521	MINI PIPE SLICE 75'-8507,8500,8610	49
8004	CUTTER WHEEL, 4690 (SS)	35	8522	MINI PIPE SLICE 100'-8508,8500,8610	49
8006	CUTTER WHEEL	35	8525	1/2-3/4 POLY PULLER	49
8012	CUTTER WHEEL	35	8570	SHUT OFF TOOL COMBO 85 & 70	44
8015	CUTTER WHEEL	35	8600	PIPE SLICE	49
8021	CUTTER WHEEL	35	8601	PIPESLICE II	49
8025	CUTTER WHEEL	35	8605	3/8" X 50' CABLE W/FERRULE	49
8034	CUTTER WHEEL	35	8606	3/8" X 75' CABLE W/FERRULE	49
8037	CUTTER WHEEL	35	8607	3/8" X 100' CABLE AND FERRULE	49
8038	CUTTER WHEEL, 4990 / 4991	35	8608	3/8" X 150' CABLE W/FERRULE	49
8039	CUTTER WHEEL, 5090 (STEEL)	35	8610	CABLE GRIP	49
8040	CUTTER WHEEL FOR 2590/3590	35	8620	PIPESLICE II-50'8605,8601,8610	49
8041	CUTTER WHEEL FOR 2790/3790	35	8621	PIPESLICE II-75'8606,8601,8610	49
8042	CUTTER WHEEL FOR 4590	35	8622	PIPESLICE II-100'8607,8601	49
8043	CUTTER WHEEL FOR 4790	35	8623	PIPESLICE II-150' 8608,8601	49
8044	CUTTER WHEEL FOR 2790/2790	35	8625	3/4 POLY/COPPER PIPE PULLING ATTACHMENT	49
8045	CUTTER WHEEL	35	8626	1" POLY/COPPER PIPE PULLING ATTACHMENT	49
8046	CUTTER WHEEL FOR AUTO C CUTTERS	35	8627	PIPESLICE 50'-8605,8600,8610	49
8050	CUTTER WHEEL FOR 95041 (STEEL)	35	8628	PIPESLICE 75'-8606,8600,8610	49
8051	CUTTER WHEEL FOR 95041 (CI/DI)	35	8629	PIPESLICE 100'-8607,8600,8610	49
8052	CUTTER WHEEL FOR 95061 (STEEL)	35	8630	PIPESLICE 150'-8608,8600,8610	49
8053	CUTTER WHEEL FOR 95061/81/121 (CI/DI)	35	8640	PIPESLICE II-8645,8646, 8648	49
8054	CUTTER WHEEL FOR 95081/121 (STEEL)	35	8641	PIPESLICE II-8645,8646	49
8060	CUTTER WHEEL FOR CI	35	8642	PIPESLICE II-8648, 8649	49
8061	CUTTER WHEEL FOR STEEL & DI	35	8645	3/4 PE PIPE PULLING ATTACHMENT	49
8065	CUTTER WHEEL OP2	35	8646	1" PE PULLER ATTACHMENT	49
8070	CUTTER WHEEL USE 8045	35	8647	3/4"+ 1" DOUBLE FLARE TOOL	49
8071	CUTTER WHEEL FOR 90735	35	8648	3/4" COPPER FLARE LOCKNUT FOR 8601	49
8073	CUTTER WHEEL FOR 90750	35	8649	1" COPPER FLARE LOCKNUT FOR 8601	49
8074	CUTTER WHEEL FOR 90737,90751	35	8670	SHUT OFF TOOL COMBO 86 & 70	44
8075	CUTTER WHEEL FOR 90738, 90752	35	8700	FORGED HYDRANT WRENCH	55
8076	CUTTER WHEEL FOR 95061/81/121 (UNIVERSAL)	35	8708	8" ALUMINUM VALVE WHEEL WRENCH	55
8078	SEE 8050 (95041 (STEEL)	35	8714	14" ALUMINUM VALVE WHEEL WRENCH	55
8079	CUTTER WHEEL FOR 95041 (UNIVERSAL)	35	8718	18" ALUMINUM VALVE WHEEL WRENCH	55
8082	CUTTER WHEEL FOR 2690 (SS)	35	8806	6 FT ADJUST-A-KEY	51

PRODUCT INDEX

CONTINUED

Part No.	Description	Page	Part No.	Description	Page
8808	8 FT ADJUST-A-KEY	51	29908	2-8" HYDRAULIC PIPE CUTTER	5
8838	CUTTER WHEEL FOR 1290,1390,1490	35	30050	1/2" IPS CHAMFERING TOOL	40
8839	CUTTER WHEEL FOR 1298, 1398, 1498	35	30075	3/4" IPS CHAMFERING TOOL	40
8900	SLIK-TAP DIRECT TAP LUBRICANT	47	30100	1" IPS CHAMFERING TOOL	40
8901	SLIK-TAP, 12 PACK CASE	47	30125	1-1/4" IPS CHAMFERING TOOL	40
9000	POWER PLASTIC BEVELER	38	30150	1-1/2" IPS CHAMFERING TOOL	40
9001	MODEL 9000 WITH CARBIDE BIT	38	30200	2" IPS CHAMFERING TOOL	40
9015	PLASTIC PIPE BEVEL TOOL	38	32150	PNEUMATIC TEST PUMP 1GPM/1500PSI	29
9050	PNEUMATIC PLASTIC PIPE BEVELER	38	32300	PNEUMATIC TEST PUMP .5GPM / 3000PSI	29
9400	TELESCOPING BASIN WRENCH	55	32450	PNEUMATIC TEST PUMP 10,000PSI	29
9401	STANDARD BASIN WRENCH	55	32900	3" CAPITOL STYLE CI CUTTER	7
9600	1-1/4 X 1-1/16 DOUBLE-UP WRNCH	53	33100	ELECTRIC TEST PUMP 1000psi 1GPM	28
9601	15/16 X 1 1/8 DOUBLE-UP WRENCH	53	33101	ELECTRIC TEST PUMP (33100) 220V 50HZ	28
9700	HYDRAULIC ROLL GROOVER FOR 6090, 7090, 8090	10	35100	ELECTRIC TEST PUMP 500PSI 3GPM	28
9701	HYDRAULIC ROLL GROOVER FOR 6790	10	35101	ELECTRIC TEST PUMP (35100) 220V 50HZ	28
9703	HYDRAULIC ROLL GROOVER FOR 300 SERIES	10	36200	HYDROSTATIC TEST PUMP GAS 3.5GPM / 1200PSI	26
10050	1/2" CTS CHAMFERING TOOL	40	36454	HYDROSTATIC TEST PUMP GAS 400PSI, 10GPM	26
10075	3/4" CTS CHAMFERING TOOL	40	37208	ELECTRIC TEST PUMP 3000 PSI, 3.5GPM	28
10100	1" CTS CHAMFERING TOOL	40	39300	ELECTRIC TEST PUMP 300PSI 4GPM 1/2HP	28
10125	1-1/4" CTS CHAMFERING TOOL	40	39301	ELECTRIC TEST PUMP (30300) ,220V,60HZ	28
10150	1-1/2" CTS CHAMFER TOOL	40	39906	HD RATCHET PIPE CUTTER 6"	4
10200	2" CTS CHAMFERING TOOL	40	39908	HD RATCHET PIPE CUTTER 8"	4
10696	ADAPTER FOR 12R	50	40020	20MM POLY CHAMFERING TOOL	40
10700	HYDRANT NUT DRIVER	51	40025	25MM POLY CHAMFERING TOOL	40
10709	1" SQUARE DRIVE ADAPTER	50	40032	32MM POLY CHAMFERING TOOL	40
13020	2" HINGED PIPE VISE	43	40040	40MM POLY CHAMFERING TOOL	40
13040	2-1/2" HINGED PIPE VISE	43	40050	50MM POLY CHAMFERING TOOL	40
13060	4" HINGED PIPE VISE	43	40063	63MM POLY CHAMFERING TOOL	40
13080	5" HINGED PIPE VISE	43	42900	4" CAPITOL STYLE CI CUTTER	7
13964	TORQUE LIMITING ADAPTER W/COUNTER & 1" SQ DR	50	43300	METAL CARRYING CASE	13
13965	SQUARE DRIVE	50	43310	RATCHET & HANDLE	13
13968	RISING STEM TORQUE ADAPTER	51	46200	HYDROSTATIC TEST PUMP GAS 1200PSI, 3.5GPM	26
13970	RISING STEM HAND WHEEL ADAPTER	51	46301	HYDROSTATIC TEST PUMP GAS 300PSI, 5.4GPM	26
16010	1.5"-4" PIPE HOG KIT SCH 40	39	46453	HYDROSTATIC TEST PUMP GAS 400PSI, 10GPM	26
16050	12 IN EXTENSION SHAFT	39	46501	HYDROSTATIC TEST PUMP GAS 500 PSI, 10GPM	27
16055	CARBIDE INSERT FOR PIPE HOG	39	46600	HYDROSTATIC TEST PUMP GAS 300PSI, 15GPM	27
16150	1-1/2" PIPE HOG	39	46701	HYDROSTATIC TEST PUMP GAS W/TANK 500PSI, 10GPM	27
16200	2" PIPE HOG	39	46800	HYDROSTATIC TEST PUMP GAS 250PSI, 26GPM	27
16300	3" PIPE HOG	39	47100	HYDROSTATIC TEST PUMP ELECTRIC 1000PSI, 2.2GPM	28
16400	4" PIPE HOG	39	47101	HYDROSTATIC TEST PUMP 220V ELECTRIC 1000PSI, 2.2GPM	28
17500	REPLACEMENT POLAR GAS CANISTER	39	47102	HYDROSTATIC TEST PUMP ELECTRIC 2000PSI, 1.1GPM	28
18050	1/2" CTS FITTING SAVER	39	47103	HYDROSTATIC TEST PUMP ELECTRIC 220V 2000PSI, 1.1GPM	28
18075	3/4" CTS FITTING SAVER	39	47105	ELECTRIC TEST PUMP ELECTRIC 2000PSI, 2.2GPM	28
19010	CHAIN EXTENSION 8 PINS 2990	6	49010	RATCHET PIPE CUTTER 2"-10"	4
19012	CHAIN EXTENSION 14 PINS 2990	6	49012	RATCHET PIPE CUTTER 2"-12"	4
19015	CHAIN EXTENSION 20 PINS 2990	6	49015	RATCHET PIPE CUTTER 2"-15"	4
19020	FITTING SAVER KIT IPS SCH 40	39	49075	REROUNDING TOOL 3/4"	34
19025	FITTING SAVER KIT IPS SCH 80	39	49100	REROUNDING TOOL 1"	34
19050	1/2" SCH 40 FITTING SAVER	39	49150	REROUNDING TOOL 1-1/2"	34
19051	1/2" SCH 80 FITTING SAVER	39	49200	REROUNDING TOOL 2"	34
19075	3/4" IPS FITTING SAVER SCH 40	39	50100	INNER-OUTER REAMER 3/8"-2"	34
19076	3/4" IPS FITTING SAVER SCH 80	39	52510	CHAIN EXTENSION 490/590 20 PINS 6"	6
19100	1" SCH 40 FITTING SAVER	39	52512	CHAIN EXTENSION 490/590 26 PINS 8"	6
19101	1" SCH 80 FITTING SAVER	39	56200	2" TRASH PUMP	30
29200	MANUAL TEST PUMP 300PSI	25	56201	2" TRASH PUMP (56200) ON WHEELED CART	30
29201	MANUAL TEST PUMP 1000PSI	25	56250	2 x 20' SUCTION HOSE	30
29900	MANUAL TEST PUMP W/TANK 870PSI	25	56251	2 x 25' DISCHARGE HOSE	30
29906	2-6" HYDRAULIC PIPE CUTTER	5	56300	3" TRASH PUMP	30

Part No.	Description	Page	Part No.	Description	Page
56301	3" TRASH PUMP (56300) ON WHEELED CART	30	89203	3/4" PEX RING CRIMPER	56
56310	3" MUDSUCKER DIAPHRAGM PUMP	30	89204	1" PEX RING CRIMPER	56
56350	3" x 15' SUCTION HOSE	30	89206	1/2" & 3/4" PEX COMBO CRIMPER	56
56351	3 X 25' DISCHARGE HOSE	30	89210	1/2"- 1" RING REMOVER	56
56400	4" TRASH PUMP B+S VANGUARD	30	89211	CLAMP REMOVAL TOOL	57
56451	4" X 15' SUCTION HOSE	30	89215	1/2" CLOSE QTRS CRIMP TOOL	57
56452	4" X 25' DISCHARGE HOSE	30	89216	3/4" CLOSE QTRS CRIMP TOOL	57
59010	MANUAL PIPE CUTTER 2"-10"	4	89217	COMBO CLAMP STYLE CRIMPER	57
59012	MANUAL PIPE CUTTER 2"-12"	4	89220	CRIMP KIT 1/2",3/4",1"	57
59015	MANUAL PIPE CUTTER 2"-15"	4	89250	SS CLAMP PINCHER	56
60504	FOLDING STAND FOR MANTIS	12	90722	TUBE CUTTER 1/4"- 7/8"	33
60506	WHEELED CART FOR 6790	18	90724	MINI TUBING CUTTER FOR SS	33
60507	WHEELED CART W/TOOL BOX, 6790	18	90728	TUBE CUTTER 1/8"- 1"	33
60508	COLLAPSIBLE CART FOR 7090	18	90730	TUBING CUTTER FOR SS	33
60509	COLLAPSIBLE CART FOR 6090	18	90735	TUBE CUTTER 1/4"-1-3/8"	33
60512	COLLAPSIBLE CART FOR 300	18	90750	TUBE CUTTER 1/4"- 2-5/8"	33
60513	COLLAPSIBLE CART FOR 8090	18	90751	TUBING CUTTER 2"-5"	33
60514	WHEELED CART FOR 6590	18	90752	TUBE CUTTER 4"- 6-5/8"	33
60515	WHEEL CART W/TOOLBOX FOR 6590	18	90764	TUBING CUTTER FOR SS	33
60601	THREADMASTER OIL GALLON JUG	18	90799	CUTTER WHEEL FOR 90724, 90730, 90764	33
60602	THREADMASTER OIL 5 GALLON PAIL	18	95041	HINGED PIPE CUTTER 2-1/2"- 4"	7
60603	THREADMASTER OIL 2 QUART BOTTLE	18	95061	HINGED PIPE CUTTER 4"- 6"	7
60604	THREADMASTER OIL 1 QUART BOTTLE	18	95081	HINGED PIPE CUTTER 6"-8"	7
60605	THREAD CUTTING OIL FOR SS (4L)	18	95121	HINGED PIPE CUTTER 8"-12"	7
62000	NIPPLE ATTACHMENT NPT 1/2"	18	98001	VALVEMASTER FWD CTR HONDA	50
62001	NIPPLE ATTACHMENT NPT 3/4"	18	98003	VALVEMASTER 2 WAY CTR HONDA	50
62002	NIPPLE ATTACHMENT NPT 1"	18	90799	REPLACEMENT CUTTER WHEEL FOR 90724, 90730, 90764	33
62003	NIPPLE ATTACHMENT NPT 1-1/4"	18	192410	COMPLETE CHAIN 10" FOR 299010	6
62004	NIPPLE ATTACHMENT NPT 1-1/2"	18	192412	COMPLETE CHAIN 12" FOR 299012	6
62005	NIPPLE ATTACHMENT NPT 2"	18	192415	COMPLETE CHAIN 15" FOR 299015	6
62006	NIPPLE ATTACHMENT NPT 2-1/2"	18	220855	SUPPORT STAND, OPMT	11
62007	NIPPLE ATTACHMENT NPT 3"	18	299010	2-10" HYDRAULIC PIPE CUTTER	5
62009	NIPPLE ATTACHMENT NPT 4"	18	299012	2-12" HYDRAULIC PIPE CUTTER	5
64200	640 POWER DRIVE AND 4200	13	299015	2-15" HYDRAULIC PIPE CUTTER	5
68115	POWER DRIVE 115V	50	363020	FIRE HOSE TESTER, ELECTRIC 2 HOSE, 3GPM 500PSI	29
69012	GLASS TUBE CUTTER 1/4"-3/4"	36	363040	FIRE HOSE TESTER, ELECTRIC 4 HOSE, 3GPM 500PSI	29
79014	GLASS TUBE CUTTER 1/4"-1"	36	363060	FIRE HOSE TESTER, GAS 4 HOSE, 10GPM 400PSI	29
79022	GLASS TUBE CUTTER 1/4"-1-1/2"	36	364540	HYDROSTATIC TEST PUMP GAS HONDA 400PSI, 10GPM	26
83120	REPLACEMENT STRAP FOR 8312	55	373080	HYDROSTATIC TEST PUMP GAS HONDA 3.5GPM 300PSI	26
83121	REPLACEMENT WEDGE FOR 8312	55	382415	COMPLETE CHAIN 15" FOR 389015	6
83180	REPLACEMENT STRAP FOR 8318	55	382418	COMPLETE CHAIN 18" FOR 389018	6
83181	REPLACEMENT WEDGE FOR 8318	55	382424	COMPLETE CHAIN 24" FOR 389024	6
83240	REPLACEMENT STRAP FOR 8324	55	382515	CHAIN EXTENSION 8 PINS 3890	6
83241	REPLACEMENT WEDGE FOR 8324	55	382518	CHAIN EXTENSION 14 PINS 3890	6
84000	BASE FOR 8400, 60/70/8090	10	382520	CHAIN EXTENSION 20 PINS 3890	6
84001	BASE FOR 8401, 300	10	382524	CHAIN EXTENSION 26 PINS 3890	6
84002	BASE FOR 8402, 300C	10	389012	4"-12" HYDRAULIC PIPE CUTTER	5
84003	BASE FOR 8403 (6790)	10	389015	4"-15" HYDRAULIC PIPE CUTTER	5
86075	3/4 CC PVC DRILL TAP	47	389018	4"-18" HYDRAULIC PIPE CUTTER	5
86100	1 CC PVC DRILL TAP	47	389024	4"-24" HYDRAULIC PIPE CUTTER	5
87050	1/2" NIPPLE CHUCK/INT WRENCH	18	400600	PIPE VISE W/LEGS 3/4"-6"	43
87075	3/4" NIPPLE CHUCK/INT WRENCH	18	401500	PIPE VISE W/LEGS 3/4"-15"	43
87100	1" NIPPLE CHUCK/INT WRENCH	18	402000	PIPE VISE W/LEGS 3/4"-20"	43
87101	SET OF NIPPLE CHUCKS 1/2"-1"	18	402800	PIPE VISE W/LEGS 3/4"-28"	43
88024	2 FOOT KEY EXTENSION	51	462000	HYDROSTATIC TEST PUMP GAS HONDA 1200PSI, 3.5GPM	26
89075	3/4" DRILL TAP	47	463010	HYDROSTATIC TEST PUMP GAS HONDA 300PSI, 5.4GPM	26
89100	1" DRILL TAP	47	464530	HYDROSTATIC TEST PUMP GAS HONDA 400PSI, 10GPM	26
89202	1/2" PEX RING CRIMPER	56	465010	HYDROSTATIC TEST PUMP GAS HONDA 500 PSI, 10GPM	27

PRODUCT INDEX

CONTINUED

Part No.	Description	Page
466000	HYDROSTATIC TEST PUMP GAS HONDA 300PSI, 15GPM	27
467010	HYDROSTATIC TEST PUMP GAS HONDA W/TANK 500PSI, 10GPM	27
468000	HYDROSTATIC TEST PUMP GAS HONDA 250PSI, 26GPM	27
475190	CHAIN VISE UNIT FOR MANTIS	12
475192	FLAT VISE UNIT FOR MANTIS	12
475200	BAND SAW BLADE-ALLOY 8 TEETH	12
475201	BAND SAW BLADE- ALLOY 10 TEETH	12
475202	BAND SAW BLADE- ALLOY 14 TEETH	12
475203	BAND SAW BLADE- ALLOY 18 TEETH	12
475204	BAND SAW BLADE- ALLOY 24 TEETH	12
475210	BAND SAW BLADE - BI METAL 10	12
475211	BAND SAW BLADE - BI METAL 14	12
475212	BAND SAW BLADE - BI METAL 18	12
475213	BAND SAW BLADE - BI METAL 24	12
475220	GRID SAW	12
552420	COMPLETE CHAIN 20" FOR 559020	6
552424	COMPLETE CHAIN 24" FOR 559024	6
552436	COMPLETE CHAIN 36" FOR 559036	6
552520	CHAIN EXTENSION 4 PINS 5590	6
552524	CHAIN EXTENSION 10 PINS 5590	6
552536	CHAIN EXTENSION 28 PINS 5590	6
559018	6"-18" HYDRAULIC PIPE CUTTER	5
559020	6"-20" HYDRAULIC PIPE CUTTER	5
559024	6"-24" HYDRAULIC PIPE CUTTER	5
559036	6"-36" HYDRAULIC PIPE CUTTER	5
562000	2" TRASH PUMP W/HONDA ENGINE	30
562001	2" TRASH PUMP (562000) WITH WHEELED CART	30
563000	3" TRASH PUMP W/HONDA ENGINE	30
563001	3" TRASH PUMP (563000) WITH WHEELED CART	30
563100	3" MUDSUCKER DIAPHRAGM PUMP	30
564000	4" TRASH PUMP W/13HP HONDA ENGINE	30
681150	POWER DRIVE W/CLUTCH,COUNTER.250 FT LBS,22RPM,115V, 6AMPS	50
681155	RIISING STEM VALVE OPERATOR W/COUNTER & HAND WHEEL ADAPTER	50
690012	CHAIN FOR GLASS CUTTER 12 PIN	36
701440	HOT TAP ARBOR ASSEMBLY FOR 1-1/2" & 2"	46
802050	3/4" CTS ADAPTER	46
802051	3/4" NPT ADAPTER	46
802052	1" CTS ADAPTER	46
802053	1" NPT ADAPTER	46
802054	1-1/4" CTS ADAPTER	46
802055	1-1/4" NPT ADAPTER	46
802056	1-1/2" CTS ADAPTER	46
802057	1-1/2" NPT ADAPTER	46
802058	2" CTS ADAPTER	46
802059	2" NPT ADAPTER	46
802060	1-1/2" ADAPTER FOR MUELLER 110	46
802061	2" ADAPTER FOR MUELLER 110	46
802062	ADAPTER FOR MUELLER 3/4 H15009	46
802063	ADAPTER FOR MUELLER 1" H15009	46
802071	3/4" BSPT ADAPTER	46
802072	1" BSPT ADAPTER	46
802073	1-1/4" BSPT ADAPTER	46
802074	1-1/2" BSPT ADAPTER	46
802075	2" BSPT ADAPTER	46
802084	1-3/8 PVC CUTTER SHELL	46
802085	1-7/8 PVC CUTTER	46

Part No.	Description	Page
814218	BOLT CUTTER 18"	58
814223	BOLT CUTTER 24"	58
814228	BOLT CUTTER 30"	58
818368	HEAD ASSEMBLY 18" BOLT CUTTER	58
818373	HEAD ASSEMBLY 24" BOLT CUTTER	58
818378	HEAD ASSEMBLY 30" BOLT CUTTER	58
837390	1/2" 12R STYLE DROP HEAD WITH DIES NPT	14
837395	3/4" 12R STYLE DROP HEAD WITH DIES NPT	14
837400	1" 12R STYLE DROP HEAD WITH DIES NPT	14
837405	1-1/4" 12R STYLE DROP HEAD WITH DIES NPT	14
837410	1-1/2" 12R STYLE DROP HEAD WITH DIES NPT	14
837415	2" 12R STYLE DROP HEAD WITH DIES NPT	14
837570	1/2" 12R STYLE DROP HEAD WITH DIES NPSM	14
837575	3/4" 12R STYLE DROP HEAD WITH DIES NPSM	14
837580	1" 12R STYLE DROP HEAD WITH DIES NPSM	14
837585	1-1/4" 12R STYLE DROP HEAD WITH DIES NPSM	14
837590	1-1/2" 12R STYLE DROP HEAD WITH DIES NPSM	14
837595	2" 12R STYLE DROP HEAD WITH DIES NPSM	14
837825	1/2" 12R STYLE DIES NPT	14
837830	3/4" 12R STYLE DIES NPT	14
837835	1" 12R STYLE DIES NPT	14
837840	1-1/4" 12R STYLE DIES NPT	14
837845	1-1/2" 12R STYLE DIES NPT	14
837850	2" 12R STYLE DIES NPT	14
837965	3/4" 12R STYLE DIES NPSM	14
837970	1" 12R STYLE DIES NPSM	14
837980	1-1/2" 12R STYLE DIES NPSM	14
847745	1/2"-3/4" NPT DIES FOR UNIVERSAL DIE HEAD	24
847750	1"-2" NPT DIES FOR UNIVERSAL DIE HEAD	24
847785	1/2"-3/4" SS-NPT DIES FOR UNIVERSAL DIE HEAD	24
847790	1"-2" SS-NPT DIES FOR UNIVERSAL DIE HEAD	24
865965	1/2" 12 R STYLE DROP HEAD WITH DIES BSPT	14
865970	3/4" 12R STYLE DROP HEAD WITH DIES BSPT	14
865975	1" 12R STYLE DROP HEAD WITH DIES BSPT	14
865980	1-1/4" 12R STYLE DROP HEAD WITH DIES BSPT	14
865985	1-1/2" 12R STYLE DROP HEAD WITH DIES BSPT	14
865990	2" 12R STYLE DROP HEAD WITH DIES BSPT	14
866110	1/8" 12R STYLE DIES BSPT	14
866115	1/4" 12R STYLE DIES BSPT	14
866120	3/8" 12R STYLE DIES BSPT	14
866125	1/2" 12R STYLE DIES BSPT	14
866130	3/4" 12R STYLE DIES BSPT	14
866135	1" 12R STYLE DIES BSPT	14
866140	1-1/4"12R STYLE DIES BSPT	14
866145	1-1/2" 12R STYLE DIES BSPT	14
866150	2" 12R STYLE DIES FOR BSPT	14
897065	UNIVERSAL DIE HEAD, 1/8" to 2"	24
902048	1-1/2" MUELLER ADAPTER	46
903071	11/16HSS CUTTER SHELL (502723)	46
903072	1" HSS CUTTER SHELL 506542	46
903073	1-1/4" CUTTER SHELL 506547	46
903074	1-1/2" CUTTER SHELL WITH 908097	46
903075	2" HSS CUTTER SHELL WITH 908097	46
904065	11/16 CUTTER FOR 3/4 DI TAP	46
904066	7/8 CUTTER FOR 1" DI TAP	46
904067	1-1/8 DI HS FOR 1-1/4 TAP	46
904068	1-3/8 CUTTER FOR 1-1/2 DI TAP	46
904069	1-7/8 CUTTER FOR 2" DI TAP	46

WHEELER MANUFACTURING

DIVISION OF REX INTERNATIONAL U.S.A., INC.



Wheeler Manufacturing was established in 1957 with the invention of the chain type snap cutter for cast iron and clay tile pipes. It was a revolutionary tool which has since been adopted worldwide. This innovative product was followed by several other industry firsts, such as cutters for glass tube, power bevelers for PVC pipes, power torque wrenches for soil pipe couplings, shut off tools for copper and poly pipes, and sewer tapping machines. Today Wheeler Rex sells worldwide with a wide variety of tools for the piping professional.

In 1988, Wheeler became part of the Rex Industries family. Rex Industries produces the highest quality and largest variety of pipe threading machines in the world. Rex has been an industry leader for over 75 years and has developed advanced features such as through the die head oiling, auto open die heads, notch type quick adjustments, and ball detent die location. Their quality is backed up by the best warranty in the business.

Wheeler-Rex products are sold exclusively through an extensive network of authorized distributors and service centers. To find your nearest location, contact Wheeler at 800-321-7950, Fax: 440-992-2925 or check out the website: www.wheelerrex.com.

VISIT THE WHEELER-REX WEBSITE

Online catalogs, product information, tool parts breakdowns, video clips and other helpful information.



www.WHEELERREX.COM



Expert Customer Service



3D Design



CNC Machining



98% of all orders are filled within 2 working days



WHEELER MANUFACTURING, Division of Rex International U.S.A., Inc.
 P.O. Box 688 • 3744 Jefferson Road • Ashtabula, Ohio 44005 U.S.A.
 Tel: (440) 998-2788 • Toll-Free: 1-800-321-7950
 Fax: (440) 992-2925 • www.wheelerrex.com • E-mail: wheeler@wheelerrex.com

Wheeler Rex is UCC #662933



WHEELER-REX



WHEELER MANUFACTURING
DIVISION OF REX INTERNATIONAL U.S.A., INC.
PHONE: 800-321-7950
WEBSITE: WWW.WHEELERREX.COM
E-MAIL: WHEELER@WHEELERREX.COM

