

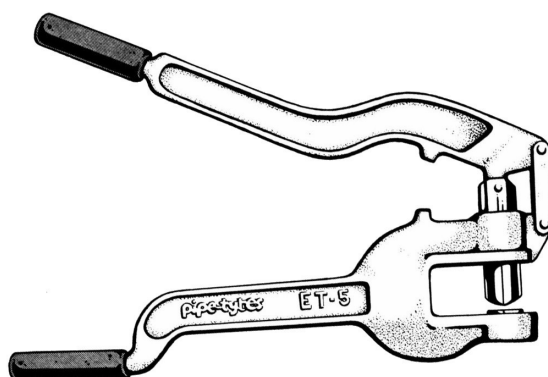
pipe-tytes[®] INC.

Manufacturer of Plumbing Products since 1978.

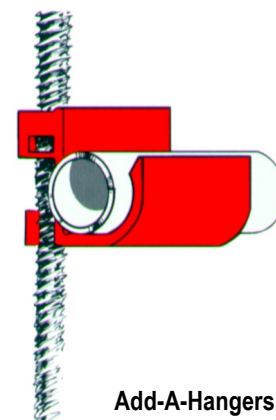
1-800-325-8739



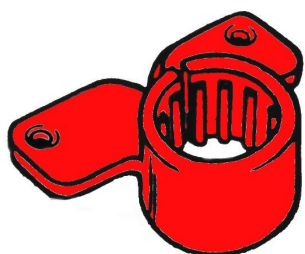
Pipe-Tytes
Page 5



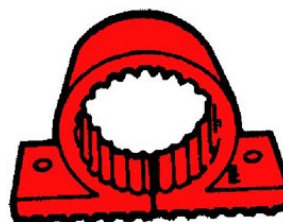
ET5 Metal Stud Punch
Page 11



Add-A-Hangers
Page 3-4



Suspension Clamps
Page 7



Pipe Clamp
Page 6



Toilet Kart page 9-10

- ADD-A-HANGER attach tubing to all thread rod.
- PIPE-TYTES INSULATORS for metal studs
- ET5 METAL STUD PUNCH punches 1-11/32" hole.
- TOILET KART for lifting and setting toilets.
- SUSPENSION CLAMPS
- PIPE CLAMPS



9050 16th Street
Vero Beach FL 32966
Phone: 1-772-770-3200 & 1-800-325-8739
Fax: 1-772-770-6200 & 1-866-576-6200

Contact Information:

Pipe-Tytes Inc.

Address: 9050 16th Street, Vero Beach FL 32966

Website: www.pipetytes.com

Email: sales@pipetytes.com

Phone: 1-772-770-3200, if in US, 1-800-325-8739


Fax: 1-772-770-6200, if in US, 1-866-576-6200

- Manufacturing in the US since 1978.
- Please contact us for representative & wholesaler locations.
- Also available (free): Product literature, samples & counter displays.
- Refer to local plumbing code before using our products.
- Products listed with Underwriters Laboratories: PipeTytes Insulators for Metal Studs Add-A-Hangers

Items available:

Part #	Description	Quantity per bag	Page #
503TR	1/2" Add-A-Hanger	25	3-4
753TR	3/4" Add-A-Hanger	25	3-4
1003TR	1" Add-A-Hanger	25	3-4
500P	1/2" Pipe-Tytes	100	5
750P	3/4" Pipe-Tytes	100	5
1000P	1" Pipe-Tytes	100	5
505SC	1/2" Suspension Clamp	100	7
705SC	3/4" Suspension Clamp	50	7
1005SC	1" Suspension Clamp	50	7
2125SC	1-1/4" Suspension Clamp	25	7
3155SC	1-1/2" Suspension Clamp	25	7
4275SC	2" Suspension Clamp	10	7
504PC	1/2" Pipe Clamp	100	6
704PC	3/4" Pipe Clamp	50	6
1004PC	1" Pipe Clamp	50	6
2124PC	1-1/4" Pipe Clamp	25	6
3154PC	1-1/2" Pipe Clamp	25	6
4250PC	2" Pipe Clamp	10	6
ET5	Metal Stud Punch	1	11
A601	Frame for ET5	1	11
A602	Lever for ET5	1	11
A603	Link	1	11
A604	Die	1	11
A606	Cutter	1	11
TK400	Toilet Kart	1	9-10
WMTO2015	Wall mount toilet orientation cradle	1	8

ADD-A-HANGER



SIMPLEST WAY TO RUN PIPE

Use with copper or cpvc tubing.

Attach tubing to 3/8" new or existing all thread rod.

One piece design that attaches anywhere on rod.





Meets UL2043 plenum rating.

Tubing is secure and protected from sharp metal edges.

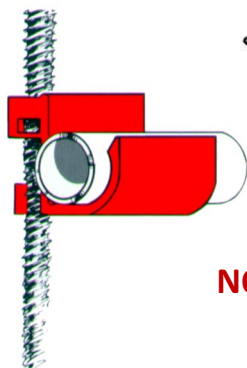
Eliminates pipe rattle and electrolysis.

FUNCTION: To hang copper or cpvc tubing from 3/8" threaded rod. Based on an industry average of \$8-\$12 (parts and labor) to install one threaded rod and hanger, Pipe-Tytes' Add-A-Hanger will save you up to 90% of the cost to hang an additional pipe.

HOW THEY WORK: The Add-A-Hanger twists on & off. Fine vertical adjustments can be made by turning the hanger around the rod like a nut. Pipes can snap in and out. Hangers should be spaced no more than 5 feet apart. Available for 1/2" 3/4" & 1" Tubing and installs on existing or new 3/8" threaded rod.



Place Hanger around rod as shown. Then twist until vertical and locked into place. Snap tubing into place.



SEE BACK PAGE FOR SPECIFICATIONS.

NOTE: Refer to local plumbing code before using this product.

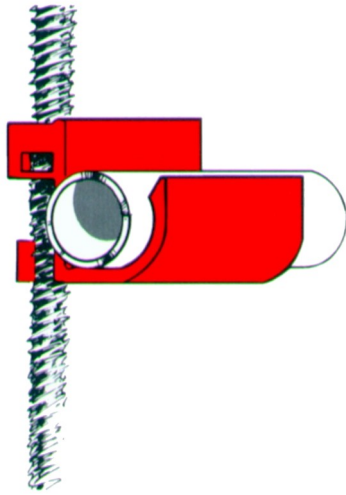
Add-A-Hanger for 3/8" all thread rod

CTS	Part #	Bagged Quantity
1/2"	503TR	25
3/4"	753TR	25
1"	1003TR	25

Contact Info:
Pipe-Tytes, Inc.
Phone 1-800-325-8739
Email sales@pipetytes.com
Website www.pipetytes.com



ADD-A-HANGER SPECIFICATION SHEET

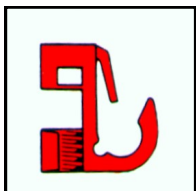


Note: Refer to local plumbing code before using this product.

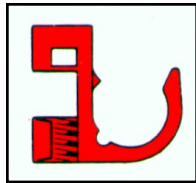


Meets UL Standard 2043: of Visible Smoke Release for Discrete Products and their accessories installed in Air-Handling Spaces.

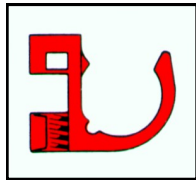
Hangers are used for copper tubing and cpvc tubing.



TUBING	OD SIZE	ITEM #	MATERIAL	WEIGHT	DIMENSIONS	MAX. LOAD
1/2 inch	5/8 inch	503-TR	Polyethylene	10 g	1-1/2"L x 1-3/8"W x 1-3/8"D	25 lbs.



3/4 inch	7/8 inch	753-TR	Polyethylene	12 g	1-1/2"L x 1-5/8"W x 1-3/8"D	25 lbs.
----------	----------	--------	--------------	------	-----------------------------	---------



1 inch	1-1/8 inch	1003-TR	Polyethylene	14 g	1-1/2"L x 1-7/8"W x 1-3/8"D	25 lbs.
--------	------------	---------	--------------	------	-----------------------------	---------

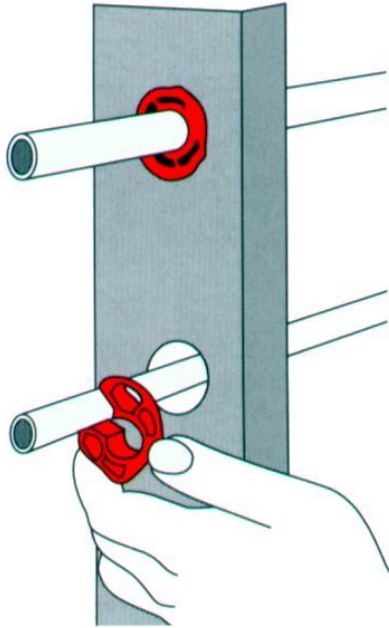
Add-A-Hanger for 3/8" all thread rod

CTS	Part #	Bagged Quantity
1/2"	503TR	25
3/4"	753TR	25
1"	1003TR	25

Contact Info:
Pipe-Tytes, Inc.
Phone 1-800-325-8739
Email sales@pipetytes.com
Website www.pipetytes.com



PIPE-TYTES INSULATOR



Pipe-Tytes grommets are made of tough durable plastic that insulates copper or polypipe tubing from metal stud edges.

- Eliminates pipe rattle & electrolysis.
- Isolates the pipe from the metal stud.
- Available for 1/2" 3/4" & 1" copper tubing.
- Off-set hole makes for better pipe alignment.
- Made of tough, durable polyethylene.
- Withstands temps of 180° F.
- For use on all metal studs 18 gauge or lighter.
- Meets UL Standard 2043.

Physical/Chemical Properties

Material Polyethylene
Color Red
Temperature 180° F or less.





Standards

Meets UL Standard 2043, "Fire Test for Heat and Visible Smoke Release for Discrete Products and Their Accessories Installed in Air-Handling Spaces." Please refer to www.pipetytes.com for more info.

Installation

1. Punch 1-11/32" hole in metal stud.
2. Place PipeTyte grommet over the pipe and push into the hole. Will not fall out or break. Secures the pipe to the stud either before or after soldering. This feature enables the plumber to fit many pipes together and maintain accurate pipe position before soldering.
3. The off-center hole allows you to rotate the PipeTyte grommet in the hole to level or add pitch to the pipe, enabling the pipe to pass by stacks, or rotate back away from drywall screws or nails.



Pipe-Tytes Insulators for metal studs

CTS	Part #	Bagged Quantity
1/2"	500-P	100
3/4"	750-P	100
1"	1000-P	100

Contact Info:
Pipe-Tytes, Inc.
Phone 1-800-325-8739
Email sales@pipetytes.com
Website www.pipetytes.com



PIPE CLAMP




Used in many applications to stand copper or polypipe tubing away from wood framing.

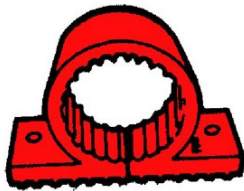
- Eliminates pipe rattle and electrolysis.
- Reduces noise transmission
- Two holes may be used with nails or screws.



Use on pipe chase or on side of stud.



Use on top of joist or rafter and under joist or rafter.



Physical/Chemical Properties


Material Polyethylene
Color Red
Dimensions vary per size.

Pipe Clamp		
CTS	Part #	Bagged Quantity
1/2"	504PC	100
3/4"	704PC	50
1"	1004PC	50
1-1/4"	2124PC	25
1-1/2"	3154PC	25
2"	4250PC	10

Contact Info:
Pipe-Tytes, Inc.
Phone 1-800-325-8739
Email sales@pipetytes.com
Website www.pipetytes.com



SUSPENSION CLAMP



Used in many applications to stand copper or polypipe tubing away from wood framing.

- Eliminates pipe rattle and electrolysis.
- Reduces noise transmission
- Two holes may be used with nails or screws.

Attach to stud when running tubing through stud.



Use on top of joist or rafter and under joist or rafter.



Use on pipe chase or on side of stud.


Physical/Chemical Properties

Material Polyethylene
Color Red




Suspension Clamp		
<u>CTS</u>	<u>Part #</u>	<u>Bagged Quantity</u>
1/2"	505SC	100
3/4"	705SC	50
1"	1005SC	50
1-1/4"	2125SC	25
1-1/2"	3155SC	25
2"	4275SC	10

Contact Info:
Pipe-Tytes, Inc.
Phone 1-800-325-8739
Email sales@pipetytes.com
Website www.pipetytes.com




This is used to get a wall mount toilet in the correct position to enable it to be attached the Toilet Kart for installation. This is only used to install a toilet, not necessary for repairs. The photos show the progression.



1 Place on Toilet.



2 Install supplied wing nuts.



3 Tip Forward.



4 Forward Position



5 Place Toilet Kart on toilet.



Ready to install...

Part # WMTO2015

**THIS ITEM SHIPS IN 2 PIECES
WITH THE
NECESSARY BOLTS TO ASSEMBLE.**

toilet **KART**

THE BEST WAY TO LIFT SET AND MOVE A TOILET !

FAST... Attaches securely to toilet in seconds
Folds for compact storage
Speedy installations

EASY... Crank lifts & holds toilet level
Fits through narrow doors

SAFE... 3 clamps keep toilet firmly fixed
Takes the stress off your back
Great for wall hung toilets



Three clamps for secure attachment.



TK-400

TOILET KART

PART # TK400

Use for 1 piece, 2 piece & wall hung toilets.

Max load: 200 lbs.

Dim: 40" tall x 22" wide x 18-1/2" deep.

Weight: 21 lbs.

Manufacturer: Pipe-Tytes, Inc.

Phone: 1-800-325-8739

Email: sales@pipetytes.com

Website: www.pipetytes.com



pipe-tytes[®]
INC.

toilet KART



Operation:

Roll the Toilet Kart to the toilet, 3 clamps attach to the inside of the toilet rim. Once locked against the clamp bar, use the crank to lift the toilet up and hold it stationary above the floor. Roll the toilet where you need it. Fast & easy alignment with closet bolts. Folds to 4 inches wide (see pic on left) for storage or to hang in van. Made in the USA of powder coated steel tubing. Recommended Max Load: up to 200 lbs.

Dimensions: Height: 40 in. Width: 22 in.* Depth: 18-1/2 in. Weight: 21lbs.

Features:

- ◆ For wall mounts, 1 piece, 2 piece: all toilets with a non-sloping rim.
- ◆ Two minute assembly: attach legs with a clip.
- ◆ Easily lifts and holds the toilet level until you are ready to install.
- ◆ Lifts the rim of the toilet up to 20 inches off the ground.
- ◆ Tips back for transport over uneven surfaces.
- ◆ *Fits through narrow doors (as small as 19" entry).
- ◆ Storage: fold and lock to hang or store. 4" width

Benefits:

- ◆ Saves your back = career longevity
- ◆ Manpower: multiple toilet setting will be a 1 person job.
- ◆ Cleaner Repair Work - don't have to set dirty toilet on the floor.
- ◆ Safety: reduces the chance of worker's comp claims.
- ◆ Speedy Installations



**Rotate wheels to inside
for narrow entryways.**

Three clamps for secure attachment.



TOILET KART

PART # TK400

Use for 1 piece, 2 piece & wall hung toilets.

Max load: 200 lbs.

Dim: 40" tall x 22" wide x 18-1/2" deep.

Weight: 21 lbs.

Manufacturer: Pipe-Tytes, Inc.

Phone: 1-800-325-8739

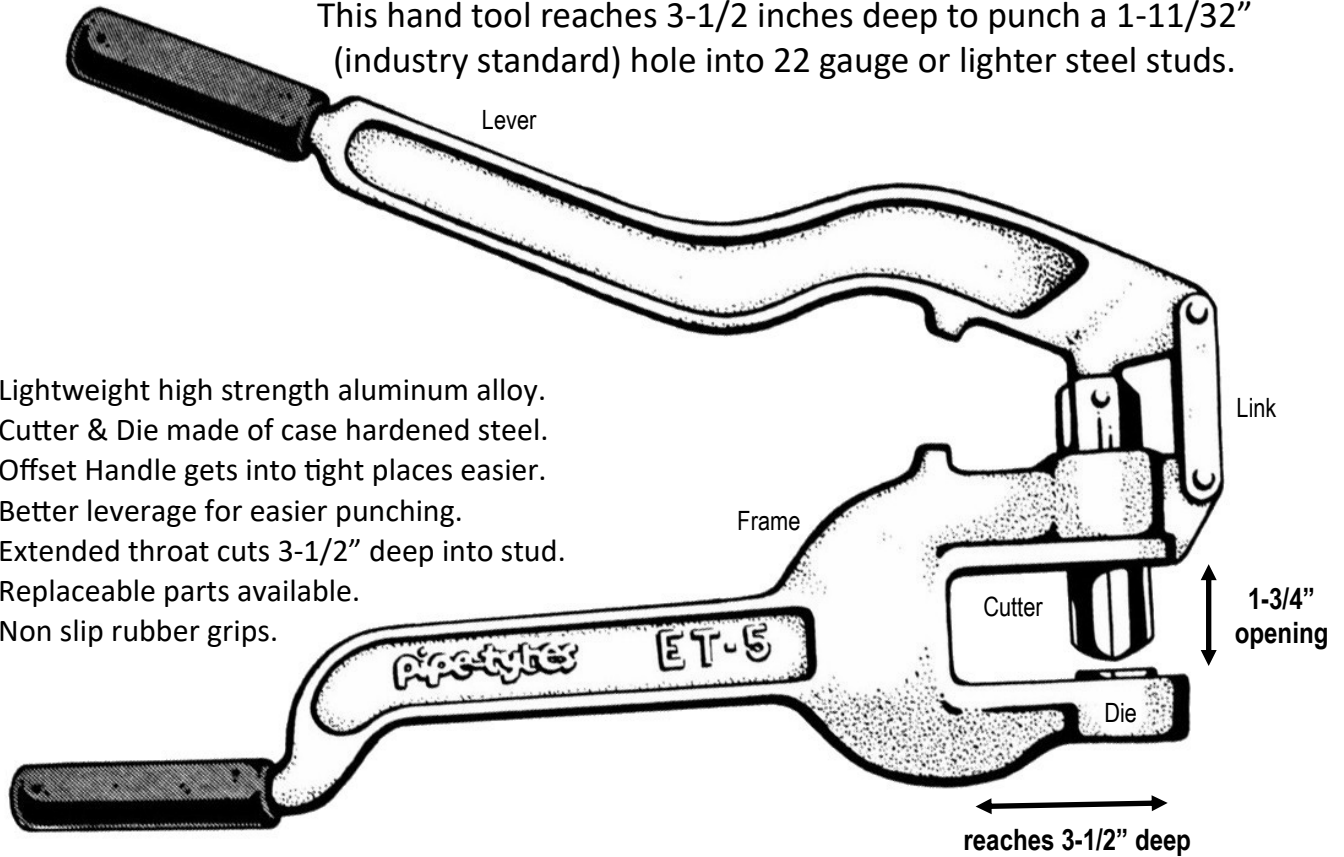
Email: sales@pipetytes.com

Website: www.pipetytes.com



ET-5 METAL STUD PUNCH

This hand tool reaches 3-1/2 inches deep to punch a 1-11/32" (industry standard) hole into 22 gauge or lighter steel studs.



- Lightweight high strength aluminum alloy.
- Cutter & Die made of case hardened steel.
- Offset Handle gets into tight places easier.
- Better leverage for easier punching.
- Extended throat cuts 3-1/2" deep into stud.
- Replaceable parts available.
- Non slip rubber grips.

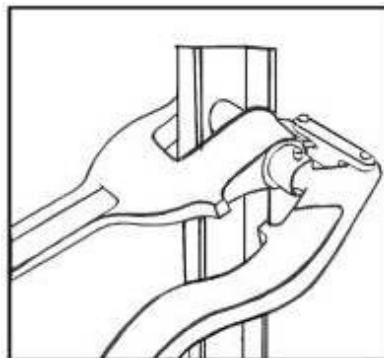
Physical/Chemical Properties

Material	Aluminum cast lever, frame and link. Case hardened steel cutter and die. Nonslip rubber grips.
Weight	5 pounds, 14 ounce (boxed weight 6 lbs 5 ounces)
Dimensions	21-1/4" Length x 8" Height x 2-5/16" Width



Parts List (includes required pins)

ET5	Metal Stud Punch
A-601	Frame
A-602	Lever
A-603	Link with pins
A-604	Die with set screw
A-606	Cutter with pin



Metal Stud Punch
Part # ET-5
Hole Size: 1-11/32:
For studs up to 22 gauge

Q: 1 per box, 5 per master carton

Contact Info:
 Pipe-Tytes, Inc.
 Phone 1-800-325-8739
 Email sales@pipetytes.com
 Website www.pipetytes.com

