

Fusion Series

Fire Safe Threaded Ball Valves

Models:

S23 1-Piece Seal-Weld Body Design

T23 2-Piece Full Port Design

Full Port:

¼"—2" 2000 WOG

2½"—4" 1500 WOG

Steam Rated:

S23 250 WSP

T23 150 WSP

Temperature Range:

-20°F to 550°F CS Body

-50°F to 550°F SS Body

(Dependant on Seat Material)



S23 with oval handle
1pc Body


Standard Product Numbers for 1pc Body S23:

S23-SS-YGG-L

S23-CS-YGG-L

Standard Product Numbers for 2pc Body T23:

T23-SS-FFG-L

T23-CS-FFG-L

T23-SS-FGG-L Fire Safe

T23-CS-FGG-L Fire Safe



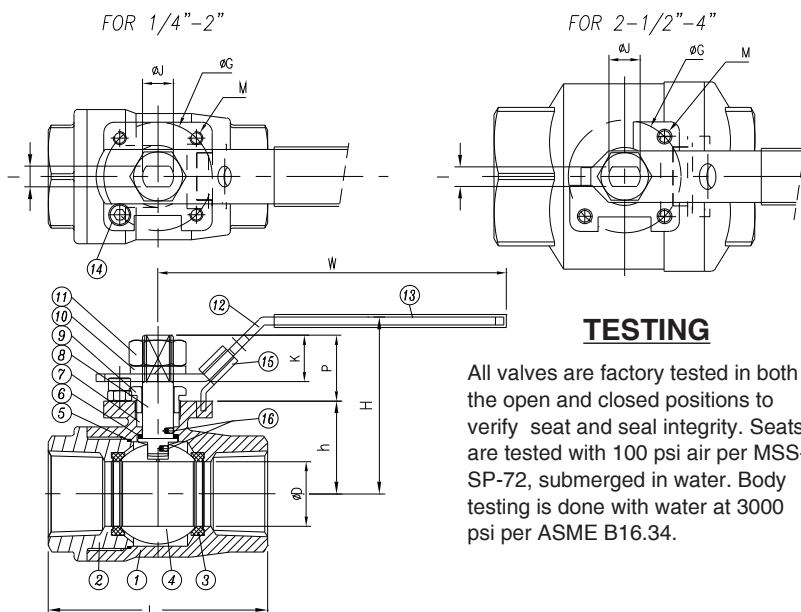
T23
2pc Body

Design Features

- ISO Automation Pad
- Anti-Static Grounding
- Adjustable Stem Packing
- Supertek Seating
- Safety Locking Handles
- Quality Investment Castings Foundry Heat Number for Full Traceability
- Metal Name Plates For Ease of Identifying Soft Parts
- API 608
- Fire Safe API 607-5 Certified
- NACE-MR-0175
- CE Marking
- Vacuum Service to 20 Microns Hg
- NPT Connection ANSI B1-20-1
- Shell Wall Testing to 3000 PSI
- Pressure Balanced Ball
- Corrosion Resistant Black Phosphate Coating
- Blowout-Proof Stem

One Valve Built to Handle Multiple Plant Applications
www.flotite.com

Fusion Series T23 - 2PC Body



TESTING

All valves are factory tested in both the open and closed positions to verify seat and seal integrity. Seats are tested with 100 psi air per MSS-SP-72, submerged in water. Body testing is done with water at 3000 psi per ASME B16.34.

MODELS

T23-SS Stainless Steel

T23-CS Carbon Steel

SIZE Range 1/4" thru 4"

1/4" - 2" 2000 WOG

2 1/2" - 4" 1500 WOG

All sizes 150 WSP

THREADED ENDS

ANSI B1-20-1 NPT

BSP Threaded

Available, C/F

ALSO AVAILABLE:

Locking Handle

Oval Handle

Stem Extension

Bill of Materials

No.	Parts	T23-SS	T23-CS	Qty
1	Body	ASTM A351 CF8M	ASTM A216 WCB	1
2	End Cap	ASTM A351 CF8M	ASTM A216 WCB	1
3	Seats #	Super-Tek	Super-Tek	2
4	Ball	ASTM A351 CF8M	ASTM A351 CF8	1
5	Gasket #	Graphite	Graphite	1
6	Thrust Washer #	TFM	TFM	1
7	Stem Packing #	TFM / GRAPHITE *	TFM / GRAPHITE *	1
8	Stem	A276-316 / 17-4PH	A276-304 / 17-4PH	1
9	Gland	SS304	SS304	1
10	Handle Washer	SS304	SS304	1
11	Handle Nut	SS304	SS304	1
12	Handle	SS304	Zinc Plated Steel	1
13	Handle Cover	PVC	PVC	1
14	Stop Screw	SS304	Steel	1
15	Locking Device	SS304	Zinc Plated CS	1
16	Anti-Static Devices	SS316	SS304	2

Parts included in repair kits
Repair kits are only for the T23

* Fire Safe uses graphite

API 607-5th: Certified * option

NACE MR-0175 Compliance

CRN Registered

CE Approved per PED97/23/EC

TRACEABILITY:

FOUNDRY HEAT # FOR ALL VALVES

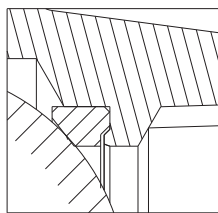
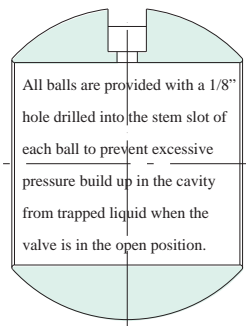
Metal nameplate on the valve identifies all soft parts

Vacuum service:

Standard valve to 25 torr.

Custom assembled valve
to 20 microns

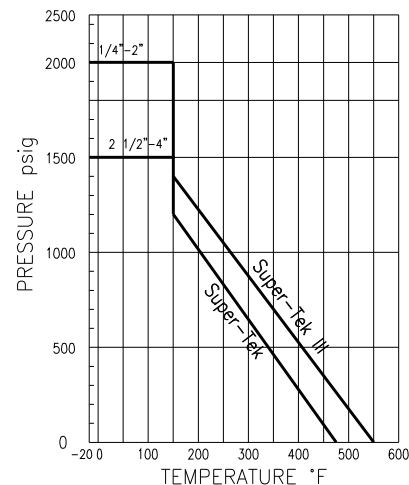
Ball design added
safety feature for
all sizes of S23 and
T23



Fire Safe Design Feature:

T23 valves are supplied standard as FFG with TFM stem packing. Valves can be supplied fire safe as FGG with graphite stem packing as an option at a slight upcharge. In the event of fire, after heat destroys the primary resilient seat, the ball makes contact with the secondary metal seat, forming a secure seal. The graphite body seal prevents external leakage. The graphite stem packing prevents stem leakage.

Pressure/Temperature Chart

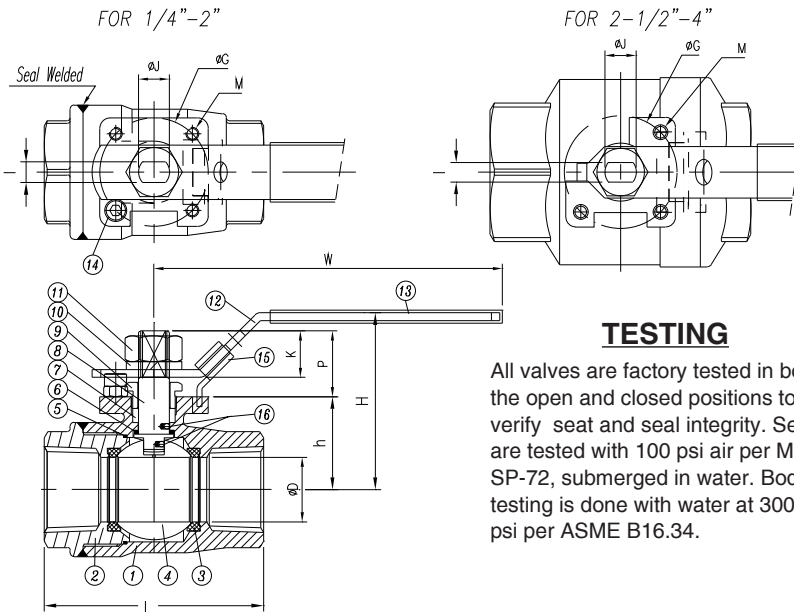


Dimensions and Weights

SIZE	D	G	H	h	I	J	K	L	M	P	W	Cv	Torque in-lb			Weight lbs
													800 psi	1000 psi	2000 psi	
1/4"	0.43	1.42	2.17	0.94	0.20	0.31	0.35	2.32	M5	0.59	5.31	8	60	68	100	0.97
3/8"	0.49	1.42	2.17	0.94	0.20	0.31	0.35	2.32	M5	0.59	5.31	8	60	68	100	0.97
1/2"	0.59	1.42	2.24	1.02	0.20	0.31	0.45	2.52	M5	0.69	5.31	15	60	70	100	0.97
3/4"	0.79	1.42	2.46	1.28	0.24	0.39	0.59	2.87	M5	0.79	5.31	38	80	90	115	1.35
1"	0.98	1.65	2.70	1.42	0.31	0.47	0.65	3.35	M5	0.91	6.50	65	95	102	178	2.25
1 1/4"	1.26	1.65	2.91	1.63	0.31	0.47	0.71	3.94	M5	1.00	6.50	118	190	210	270	3.20
1 1/2"	1.50	1.97	3.56	2.01	0.31	0.55	0.79	4.53	M6	1.06	6.89	195	310	330	430	5.20
2"	1.97	1.97	4.17	2.56	0.39	0.55	0.79	5.28	M6	1.06	9.65	320	385	420	586	8.65
2-1/2"	2.56	2.76	5.06	3.15	0.47	0.79	1.14	6.54	M8	1.56	12.6	485	480	585	674	14.77
3"	3.15	2.76	5.49	3.58	0.47	0.79	1.14	7.44	M8	1.56	12.6	770	800	975	1238	21.60
4"	3.94	4.02	6.50	4.41	0.63	0.98	1.48	9.09	M10	2.07	10.8	1460	1750	1908	2200	44.75

Torque based on clean liquid media

Fusion Series S23 - 1PC Body



TESTING

All valves are factory tested in both the open and closed positions to verify seat and seal integrity. Seats are tested with 100 psi air per MSS-SP-72, submerged in water. Body testing is done with water at 3000 psi per ASME B16.34.

MODELS

S23-SS Stainless Steel
S23-CS Carbon Steel

SIZE Range 1/4" thru 4"

1/4" - 2" 2000 WOG
2 1/2" - 4" 1500 WOG
All Sizes 250 WSP

THREADED ENDS

ANSI B1.20.1 NPT
BSP Threaded
Available, C/F

ALSO AVAILABLE:

Locking Handle
Oval Handle
Stem Extension

API 607-5th: Certified
NACE MR-0175 Compliance
CRN Registered
CE Approved per PED97/23/EC

TRACEABILITY:

FOUNDRY HEAT # FOR ALL VALVES

Metal nameplate on the valve identifies all soft parts

Vacuum service:
Standard valve to 25 torr.
Custom assembled valve
to 20 microns

Bill of Materials

No.	Parts	S23-SS	S23-CS	Qty
1	Body	ASTM A351 CF8M	ASTM A216 WCB	1
2	End Cap	ASTM A351 CF8M	ASTM A216 WCB	1
3	Seats #	Super-Tek III	Super-Tek III	2
4	Ball	ASTM A351 CF8M	ASTM A351 CF8	1
5	Gasket #	Graphite	Graphite	1
6	Thrust Washer #	25% Carbon PTFE	25% Carbon PTFE	1
7	Stem Packing #	Graphite	Graphite	1
8	Stem	A276-316 / 17-4PH	A276-304 / 17-4PH	1
9	Gland	SS304	SS304	1
10	Handle Washer	SS304	SS304	1
11	Handle Nut	SS304	SS304	1
12	Handle	SS304	Zinc Plated Steel	1
13	Handle Cover	PVC	PVC	1
14	Stop Screw	SS304	Steel	1
15	Locking Device	SS304	Zinc Plated CS	1
16	Anti-Static Devices	SS316	SS304	2

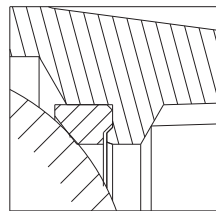
Parts included in repair kits
Repair kits are only for the S23

Seal Weld Design Model S23

Eliminates the possibility of body tail piece unthreading
Eliminates any possible leakage at body joints - safe, sure pressure containment.

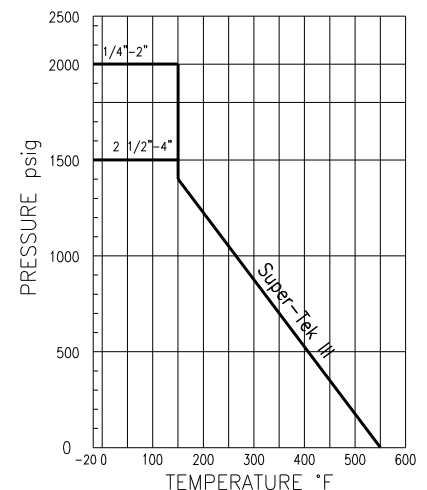
Automatic Welding equipment is used for welding body joints. The welding width is always uniform and the weld penetration is consistent. Our equipment maintains a consistent water flow inside the valve, assuring a safe temperature. This prevents damage to all valve seats and seals.

Fire Safe Design Feature:



S23 valves are supplied as standard with graphite stem packing and body seal. Valves are certified fire safe. In the event of fire, after heat destroys the primary resilient seat, the ball makes contact with the secondary metal seat, forming a secure seal. The graphite body seal prevents external leakage. The graphite stem packing prevents stem leakage.

Pressure/Temperature Chart

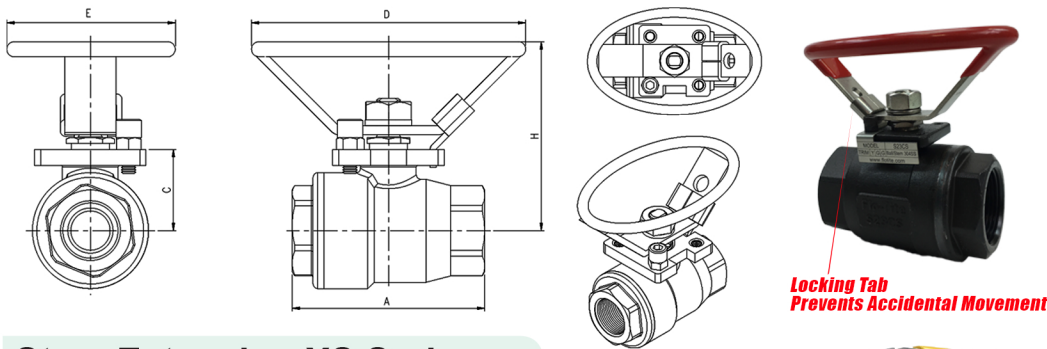


Dimensions and Weights

SIZE	D	G	H	h	I	J	K	L	M	P	W	Cv	Torque in-lb #		Weight lbs
													1000 psi	2000 psi	
1/4"	0.43	1.42	2.17	0.94	0.20	0.31	0.35	2.32	M5	0.59	5.31	8	90	110	0.97
3/8"	0.49	1.42	2.17	0.94	0.20	0.31	0.35	2.32	M5	0.59	5.31	8	90	110	0.97
1/2"	0.59	1.42	2.24	1.06	0.20	0.31	0.45	2.52	M5	0.65	5.31	15	90	110	0.97
3/4"	0.79	1.42	2.46	1.28	0.24	0.39	0.59	2.87	M5	0.79	5.31	38	122	140	1.35
1"	0.98	1.65	2.70	1.42	0.31	0.47	0.65	3.35	M5	0.91	6.50	65	148	189	2.25
1 1/4"	1.26	1.65	2.91	1.63	0.31	0.47	0.71	3.94	M5	1.00	6.50	118	282	360	3.20
1 1/2"	1.50	1.97	3.56	2.01	0.31	0.55	0.79	4.53	M6	1.06	6.89	195	490	600	5.20
2"	1.97	1.97	4.17	2.56	0.39	0.55	0.79	5.28	M6	1.06	9.65	320	638	850	8.65
2-1/2"	2.56	2.76	5.06	3.15	0.47	0.79	1.14	6.54	M8	1.56	12.6	485	695	1200	14.77
3"	3.15	2.76	5.49	3.58	0.47	0.79	1.14	7.44	M8	1.56	12.6	770	1180	1475	21.60
4"	3.94	4.02	6.50	4.41	0.63	0.98	1.48	9.09	M10	2.07	10.8	1460	2478	2750	44.75


Torque based on clean liquid media

Valve with Oval Handle Dimensions



SIZE	A	C	D	E	H
1/4"	2.32	0.94	3.58	2.20	2.40
3/8"	2.32	0.94	3.58	2.20	2.40
1/2"	2.52	1.06	3.58	2.20	2.52
3/4"	2.87	1.28	3.58	2.20	2.74
1"	3.35	1.52	4.88	2.76	3.66
1 1/4"	3.94	1.63	4.88	2.76	3.78
1 1/2"	4.53	2.01	5.28	3.31	4.27
2"	5.28	2.56	5.28	3.31	4.80

Stem Extension XS Series



SIZE	Model of Stem Extension	A	C	D	H	W
1/4"	XS1	2.32	0.94	3.00	5.16	5.31
3/8"	XS1	2.32	0.94	3.00	5.16	5.31
1/2"	XS1	2.52	1.06	3.00	5.28	5.31
3/4"	XS2	2.87	1.28	3.00	5.49	5.31
1"	XS3	3.35	1.52	3.00	5.79	6.50
1 1/4"	XS3	3.94	1.63	3.00	5.91	6.50
1 1/2"	XS4	4.53	2.01	3.00	6.54	9.65
2"	XS5	5.28	2.56	3.00	7.09	9.65

Seal Welded Body Option



Safety Trigger Locking Handle



Standard Unique Features

- Flo-Tites safety trigger handle is designed to prevent accidental movement.
- The valve can be latch locked in the open or closed positions.
- The valve can also be padlocked to limit unwanted access.
- The safety trigger locking device is also standard.



SAFETY FIRST!!!



Flo-Tite, Inc.
4815 West 5th Street
Lumberton, NC 28358

P.O. Box 1293
Lumberton, NC 28359
Website: www.flotite.com

Tel: 910.738.8904
Fax: 910.738.9112
E-mail: flotite@flotite.com