



Peerless, Inc.

Water Conditioning Equipment

1701 E. Vine St., P.O. Box 3615, Kalamazoo, MI 49003-3615
Phone: (269) 344-6137 Fax: (269) 344-2894

FME Series Automatic Water Softeners



FME 3/4"-1" Electronic Water Softeners

For Residential Use

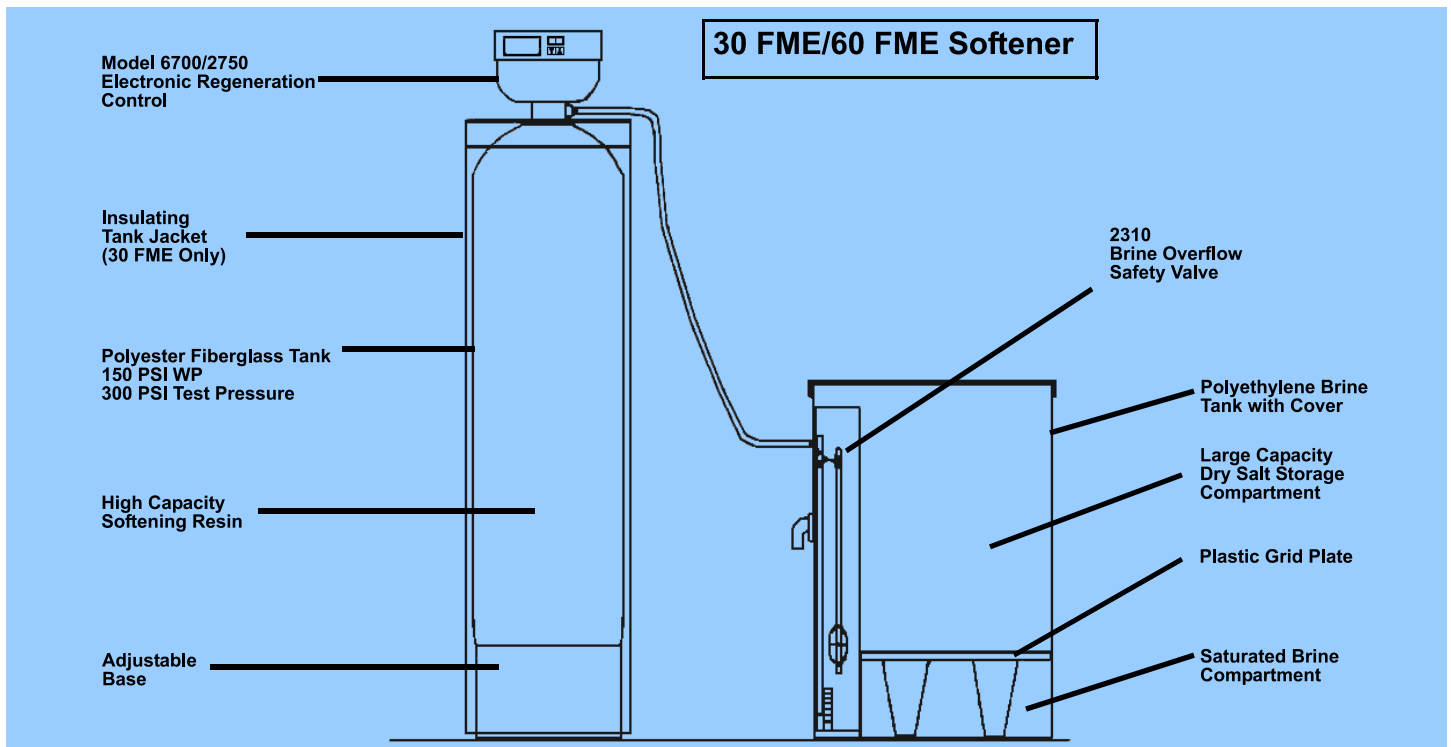
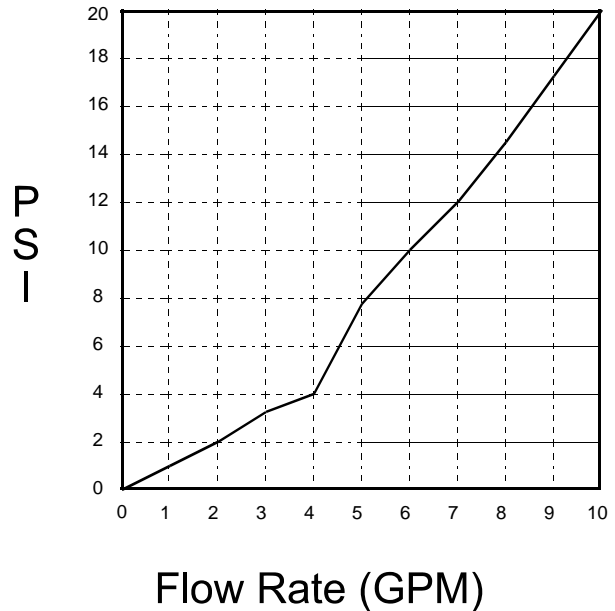
Full 3/4" and 1" Piping Size

Important Features

- Quick regeneration time
- Full flow 3 position (on/off/bypass) bypass valve (except for 60 FME)
- Low salt usage
- Low water usage
- Full rated capacity each regeneration
- Repeatable and accurate brine refill with overflow protection
Battery back-up included for time of day and water usage during power outages. All other programming stored in permanent memory without battery for up to 11 years
- Microprocessor monitors the usage of your water and adjusts automatically
- User setable time of regeneration
- Large internal piping to help minimize pressure loss
- Large, easy to read display with cycle indicator lights and low battery indicator

30 FME Flow Chart

Pressure Drop - VS - Flow Rate
30 FME with 3/4" internals



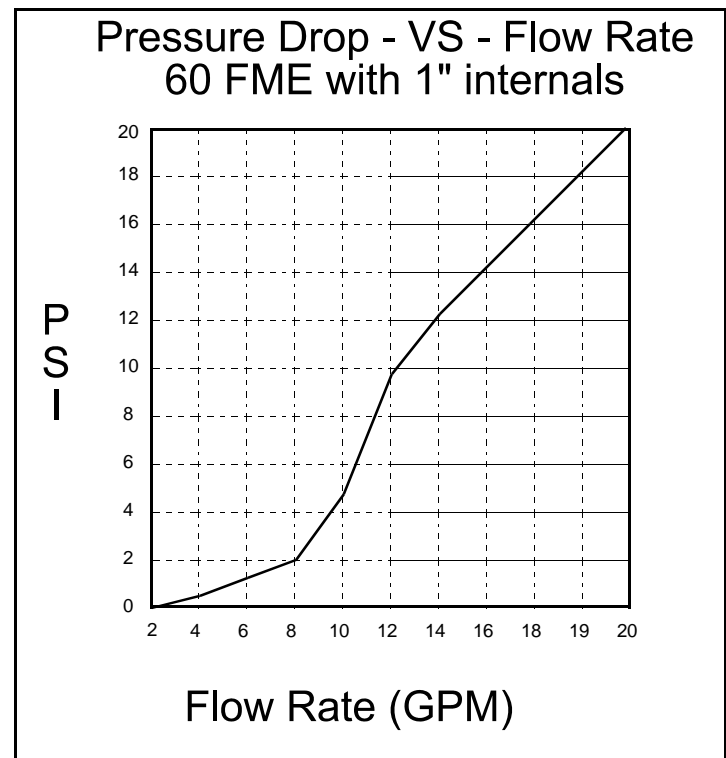


Model 6700 Electronic Control Valve

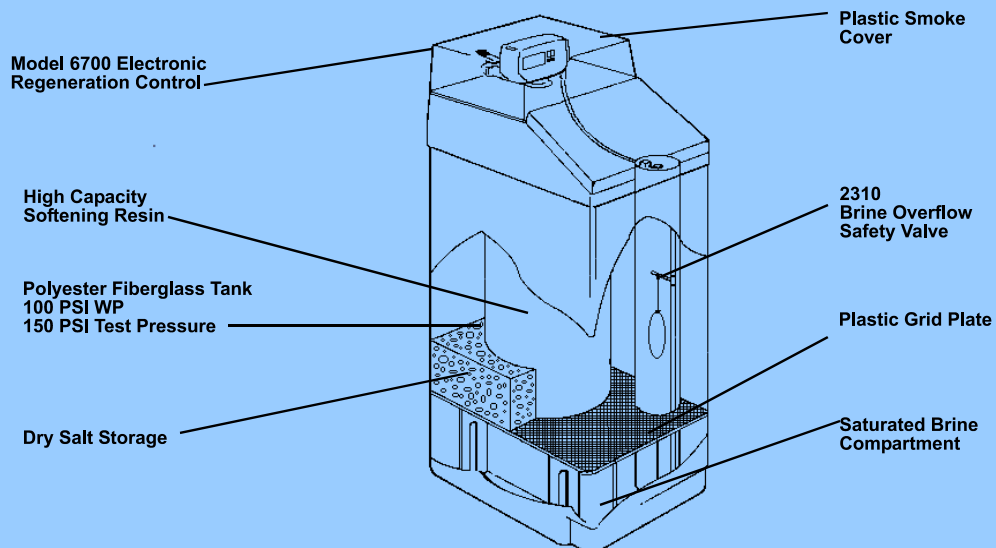


Model 2750 Electronic Control Valve

60 FME Flow Chart



30 FME-C Softener



Specifications: FME Units

Model	Softener Tank Size	Maximum Work Pressure	Cubic Ft. Resin	Service Pipe Size	Internal Pipe Size	Salt Usage per Regeneration - lbs.	Steady Flow Rate - GPM	Intermittent - GPM	Backwash Flow - GPM	Brine Tanks	Salt Storage	Shipping Weight
30 FME	9"x48"	100	1	3/4"	3/4"	10	8.2	---	1.2	18"x33"	250	150
30 FME-C	10"x35"	100	2/3	3/4"	3/4"	15	8.2	---	1.2	15"x26"	200	150
60 FME	13"x54"	100	2	1"	1-1/2"	22	14.0	20.0	2.4	18"x33"	250	225

*Higher flow rates can be achieved with the possibility of greater pressure loss and hardness bleed through.

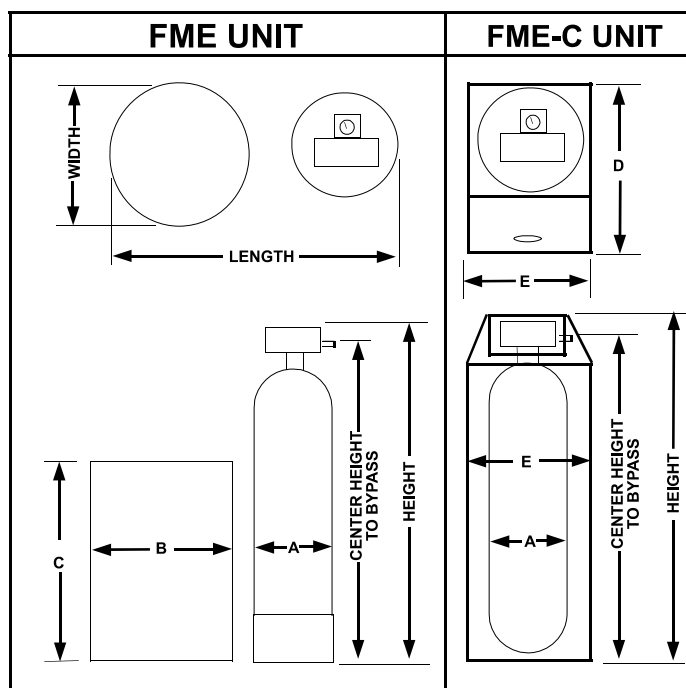
- ① Steady flow rates - based on pressure loss not to exceed 10 PSI at 15 GPM per Sq. Ft. bed area.
- ② Drains must be adequate for the disposal of back-wash water at rates indicated for a period of 20 minutes.
- ③ Automatic hard water by-pass during regeneration standard.
- ④ Water softener tanks - polyester fibre glass - 100 PSI work pressure - 150 PSI test pressure.
- ⑤ Softening resin bed depths are based on manufacturer's recommendations and 50% freeboard for proper bed expansion with controlled back-wash rates.
- ⑥ Brine tanks - Polyethylene with covers.
- ⑦ 115V/60Hz electric supply required.
- ⑧ 60 FME will require external 3 valve bypass installed in piping system

Dimensions:

	HEIGHT	WIDTH	LENGTH	CENTER HEIGHT TO BYPASS	A	B	C	D	E
30 FME	56"	18"	39"	50"	9"	18"	33"	---	---
30 FME-C	44"	15"	26"	37-3/8"	10"	---	---	26"	15"
60 FME	63"	18"	42"	---	13"	18"	33"	---	---

Warranty:

PEERLESS, INC. WILL guarantee: zero hardness water by soap or titrate test, under actual and normal operating conditions, that during the first three years the loss of mineral will not exceed 3% per annum, that the turbidity of the treated water will not be greater than the untreated water, due to the fault of equipment, that the underdrain system will not become fouled with turbidity, dirt, iron, rust or scale from the water softening system, while being operated according to factory instructions.
PEERLESS, INC. will also guarantee the complete unit for a period of one year to be free of defects in workmanship or material. Any part proven defective will be repaired or replaced during this period FOB Factory.



Peerless, Inc.

Water Conditioning Equipment 1701 E. Vine St., P.O.. Box 3615, Kalamazoo, MI 49003-3615 (269) 344-6137 FAX: (269) 344-2894
www.peerlesswater.com

Revised 2/2005