

# Tubular Plastic

## Model 500

For most tubs 14" - 16" high

## Model 550

For most tubs up to 24" high

### 1.5" Tubular Plastic Bath Wastes Slip-Joint Assembly Now Coarse Thread

#### SPECIFICATIONS

##### FEATURES:

- Metal strainer body for cast iron or plastic tubs
- Theft-resistant brass stopper
- Designed for heavy-duty use in hotels, motels, and rental properties
- Replaceable drip-proof Buna-N-Seal
- Retainer plate for overflow elbow

##### APPROVALS:

- Manufactured in compliance with ASTM F 409-2002 and NSF/ANSI 14-2007; CSA standards B181.1 and B181.2.

##### PATENTS:


- U.S. Pat. 4,457,030; 4,720,877; 5,758,368; and Patents Pending

##### THREAD SIZE (Strainer Body and Drain Elbow):

- 1 $\frac{1}{2}$ " - 11 $\frac{1}{2}$ " NPSM (Coarse Thread)
- 1.865" Major Diameter (outside thread diameter)
- 11.5 threads per inch

##### PIPING:

- PVC     ABS



**ADA**

PRESFLO® (PF)  
Foot Actuated (FA) only

##### OPTIONS:

- Removable tail piece (add code "RT-2")
- Condensate Drain adaptor (add code "CD")

## Model 510

**Tub Closure, Washer, and Drain Ell only.**  
See next page for available tub closures.

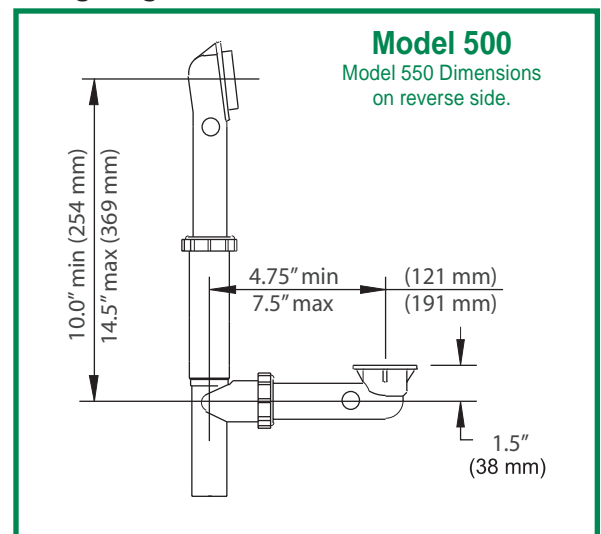
See price list for complete item numbers and available options.

When ordering, please specify complete item number and any applicable option codes.

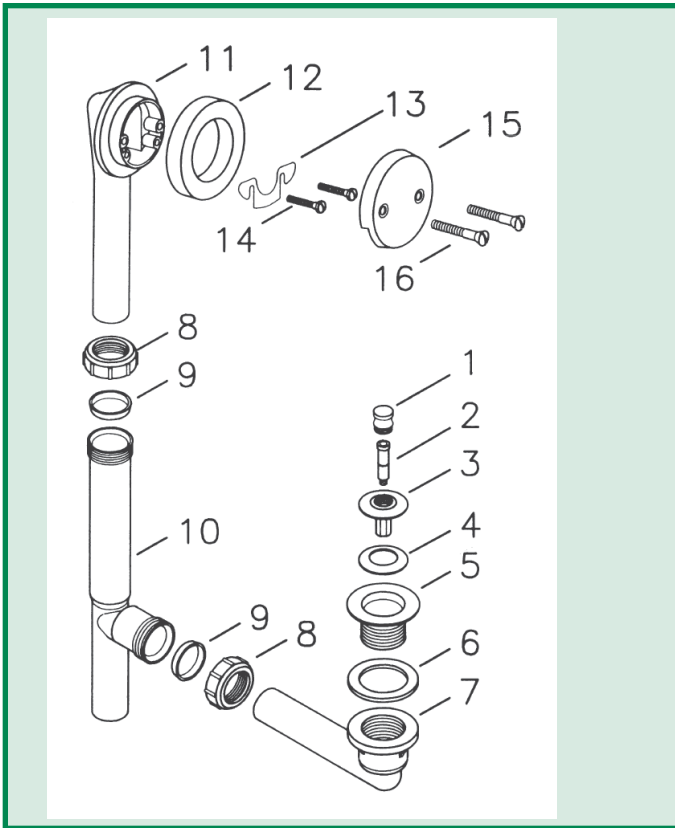


For More Information Contact:  
**WATCO Manufacturing Company**  
1220 South Powell Road  
Independence, MO 64057-2724  
Ph. 816-796-3900 • FAX 816-796-0875  
[www.watcomfg.com](http://www.watcomfg.com)

#### Roughing-In Dimensions

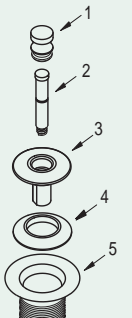
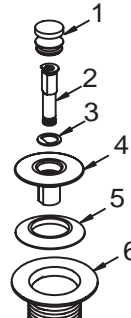
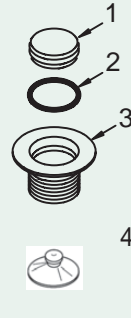
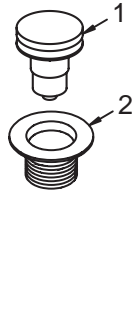


# 500/550 Series Parts List



Item	Part #	Description
1.	01010CP.....	Knob, Brass
2.	11510 .....	Friction Ring (11505) and Post (11532)
3.	01013CP.....	Stopper, Brass
4.	11507 .....	Seal, 1-1/16" dia.
5.	01016CP.....	Strainer Body, Brass, 1.865" - 11.5 - 1.25"
6.	10696 .....	Drain Ell Washer, 1.5", gray
7.	11028.....	Drain Ell, Tubular ABS, Coarse Thread
	14028.....	Drain Ell, Tubular PVC, Coarse Thread
8.	11580.....	Slip Joint Nut, ABS
	11581 .....	Slip Joint Nut, PVC
9.	11583.....	Slip Joint Polywasher
10.	11000.....	Tee, Tubular ABS
	14000 .....	Tee, Tubular PVC
11.	11003.....	Overflow Ell, Tubular ABS
	14003.....	Overflow Ell, Tubular PVC
12.	10675.....	Overflow Ell Washer
13.	11530.....	Retainer Plate
14.	11540.....	Retainer Plate Screw
15.	01003CP.....	2-Hole Overflow Plate, metal
16.	01024CP.....	Overflow Plate Screw, 2.25"

## TUB CLOSURES FOR 500/550-SERIES BATH WASTES (PUSH PULL® ALSO SHOWN ABOVE)

 PUSH PULL® Coarse Thread	 LIFT & TURN Coarse Thread	 PRESFLO® Coarse Thread	 FOOT ACTUATED Coarse Thread
<ol style="list-style-type: none"> <li>01010CP</li> <li>01010__*</li> <li>11510</li> <li>01013CP</li> <li>01013__*</li> <li>11507</li> <li>01016CP</li> <li>01016__*</li> </ol>	<ol style="list-style-type: none"> <li>01010CP</li> <li>01010__*</li> <li>11079</li> <li>11088</li> <li>11290CP</li> <li>01013__*</li> <li>11507</li> <li>11492CP</li> <li>01016__*</li> </ol>	<ol style="list-style-type: none"> <li>11145CP</li> <li>11145__*</li> <li>11132</li> <li>11060CP</li> <li>11060__*</li> <li>96039: Suction Cup for removing stopper</li> </ol>	<ol style="list-style-type: none"> <li>38412CP</li> <li>38412__*</li> <li>11492CP</li> <li>01016__*</li> </ol>
U.S. Pat. No. 4,720,877	U.S. Pat. No. 5,758,368	U.S. Pat. No. 4,457,030	

*\*If finish other than Chrome is desired, please use this part number and indicate desired finish.*

## Finishes Available in the 500/550 Series:

Tub Closures:	PUSH PULL®	LIFT & TURN	PRESFLO®	FOOT ACT.
CP - Chrome Plated	•	•	•	•
AB - Antique Brass	•	•		
AP - Aged Pewter	•	•	•	
BB - Brushed Bronze	•	•	•	
BN - Brushed Nickel	•	•	•	•
BO - Bone	•	•	•	
BS - Biscuit	•	•		
BZ - Oil-Rubbed Bronze	•	•	•	•
CB - Brushed Chrome	•	•	•	
NP - Nickel Polished	•	•	•	•
PB - Polished Nickel	•	•	•	•
PN - Pearl Nickel	•	•	•	
WH - White	•	•	•	
WI - Wrought Iron	•	•	•	

## Roughing-In Dimensions

