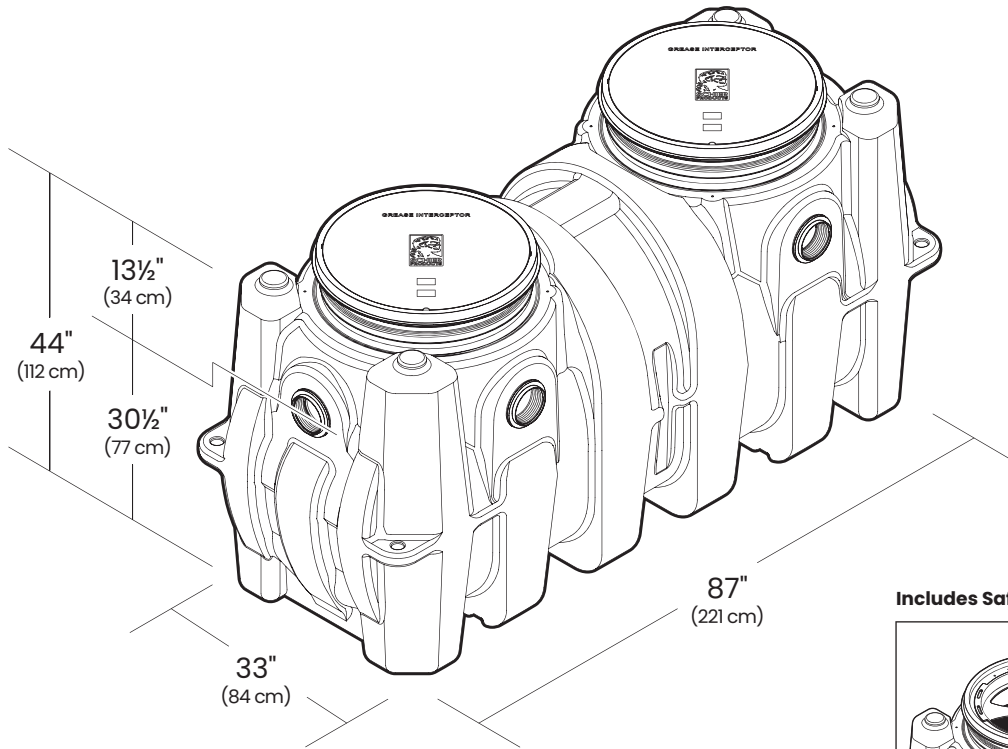




SPECIFICATION AND SUBMITTAL

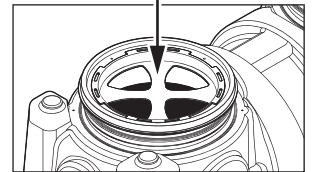
GB-250-B 75 GPM 99% Efficient Grease Interceptor for Indoor/Outdoor Installation



 This unit is certified to ASME A112.14.3 (Type D) and CSA B481.1. This unit does not require flow control.

 Satisfies Miami DERM 99% efficiency requirements. Product labels are permanently attached to inside and outside of unit for easy viewing.

Includes Safety Star™



SUBMITTAL

Standard

Location: Indoor/Outdoor
Installation: Above/Below grade
Flow Rates / Grease Capacities: 75 GPM (4.7 L/s) / 1,871 lbs.
Removal Efficiency at the Rated Capacity: 99.0%
99% Efficiency Rating: 1,817 lbs. certified grease capacity @ 99.3% efficiency
Solids Capacity: 55 gal.
Liquid Capacity: 277 gal.
Weight: 398 lbs.
Connections: 4" (100 mm) FPT (triple inlet/outlet) with 4" (100 mm) Plain End Adapters
Cover: gas/water tight pickable cast iron with 16,000 lb. H2O load rating
Access Restrictor: Safety Star™ (450 lb. rating) built into each cover adapter

Options

- 6" Plain End Inlet/Outlet (straight-through) with Four Pumpout Port Connections
- 6" Plain End Inlet/Outlet (triple outlet)
- 6" MPT Inlet/Outlet (stainless steel, straight-through)
- FO (fixed outlet)
- PLAIN-EA-24: 2" Plain End Fitting
- PLAIN-EA-34: 3" Plain End Fitting
- FPT-EA-34: 4" x 3" FPT Fitting
- FPT-EA-23: 3" x 2" FPT Fitting
- AK1: High Water Anchor Kit
- C24H2: Highway Rated Bolted Composite Covers - 16,000 lbs.
- CC2: Integral Membrane Clamping Collar Kit
- FCR2 (x2) >4" - 34" Field Cut Riser
- FCR2 (x4) >34" - 64" Field Cut Risers
- FCR2 (x6) >64" - 94" Field Cut Risers
- PP3: Pumpout Port

Approval

Signature:	Date:	Company:
Specifying Engineer:		Engineering Firm:



SCHIER

MODEL NUMBER:
GB-250-B

DESCRIPTION: 75 GPM Polyethylene Grease Interceptor

PART #: 4055-093-01

DWG BY: B. Karrer

DATE: 4/29/2020

REV:

ECO:



SPECIAL PRECAUTIONS

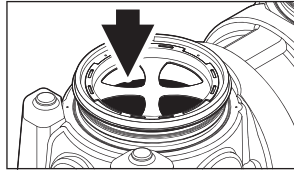
For Schier Grease Interceptor Installations – Failure to follow this guidance voids your warranty

WARNING! DO NOT AIR TEST UNIT OR RISER SYSTEM!
Doing so may result in property damage, personal injury or death.

CAUTION! Do not install this unit in any manner except as described in these instructions.

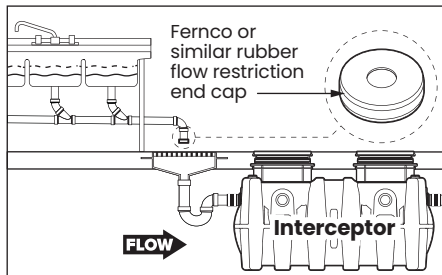
Installation Instructions

Installation instructions and additional components are included with the interceptor. Read all instructions prior to installation. This interceptor is intended to be installed by a licensed plumber in conformance with all local codes.



When Installing Interceptor Inside

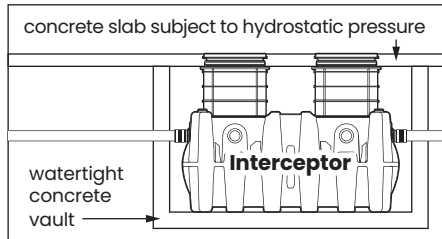
If your dishwashing sink(s) discharges into a floor drain/sink (drain), you must regulate the flow into the drain to avoid an overflow of water onto the kitchen floor. This can be done by installing a valve or flow restriction cap on the sink piping that discharges into the drain.



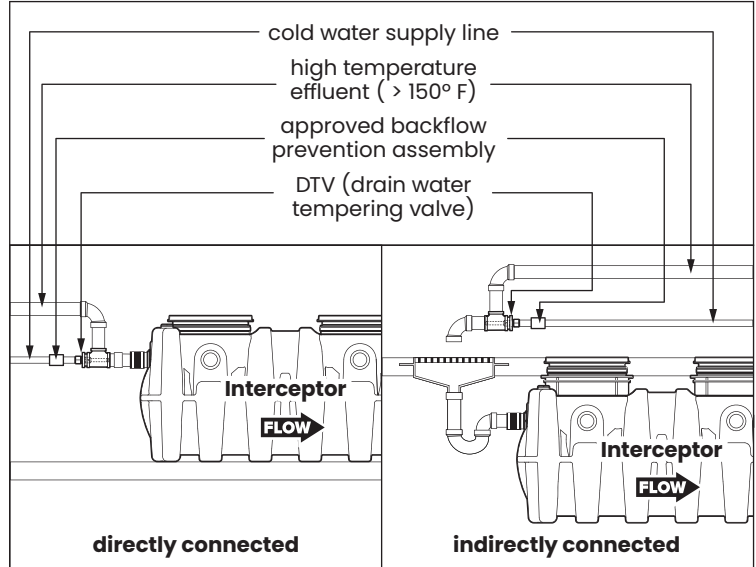
See drawing for guidance. For detailed guidance on indirect connections, go to: webtools.schierproducts.com/Technical_Data/Indirect_Connections.pdf

Hydrostatic Slabs (or Pressure Slabs)

When installed under a hydrostatic slab (slab designed to withstand upward lift, usually caused by hydrostatic pressure) interceptor must be enclosed in a watertight concrete vault.



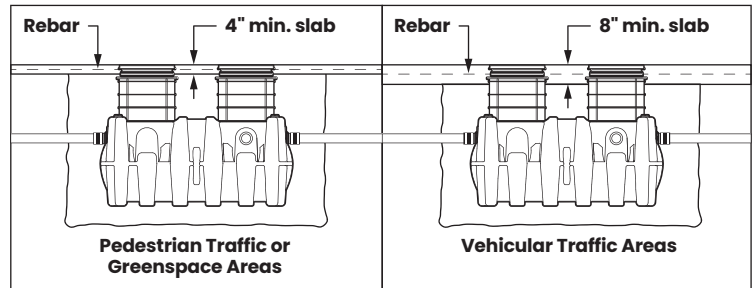
High Temperature Kitchen Water



If water is entering the interceptor at excessive temperature (over 150° F), a drain water tempering valve (DTV) and approved backflow prevention assembly must be installed. Most state and local plumbing codes prohibit water above 150° F being discharged into the sanitary sewer. Water above 150° F will weaken or deform PVC Schedule 40 pipe, poly drainage fixtures like interceptors and erode the coating of cast iron (leading to eventual failure).

Below Grade Installation Slab Requirements

A concrete slab to finished grade with rebar is required when installing interceptor below grade.



SCHIER

MODEL NUMBER:
GB-250-B

DESCRIPTION: 75 GPM Polyethylene Grease Interceptor

PART #: 4055-093-01

DWG BY: B. Karrer

DATE: 4/29/2020

REV:

ECO:

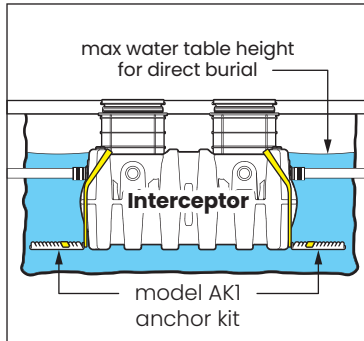


SPECIAL PRECAUTIONS

For Schier Grease Interceptor Installations – Failure to follow this guidance voids your warranty

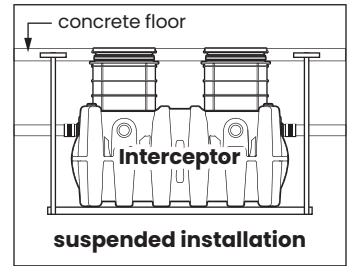
High Water Table Installations

Interceptors and risers are not designed to withstand water table height in excess of the top of the unit when buried (see figure). If it is possible for this to occur, install the interceptor and risers in a water-tight concrete vault or backfill with concrete or flowable fill (wet concrete and flowable backfill should be poured in stages to avoid crushing the interceptor). At risk areas include but are not limited to tidal surge areas, floodplains and areas that receive storm water. Great Basin™ models that are direct buried in high water table scenarios must be installed with an anchor kit. Model GB-250 uses model AK1 anchor kit.



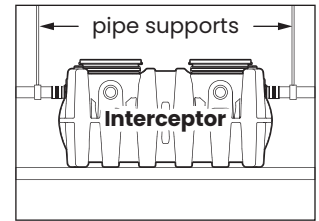
Fully Support Base of Unit

Install unit on solid, level surface in contact with the entire footprint of unit base; for suspended installations design trapeze to support the wet weight of the unit. Do not partially support unit or suspend unit using metal U-channel to create a trapeze.

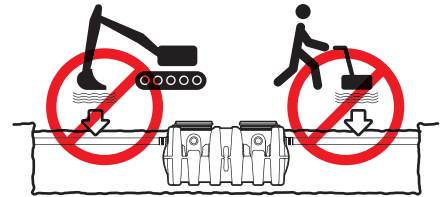


Support Inlet and Outlet Piping

For above grade installations ensure heavy inlet and outlet piping (such as cast iron or long runs) is properly supported or suspended during the entire installation process to prevent connection failure or damage to bulkhead fittings.



DO NOT COMPACT BACKFILL



SCHIER

MODEL NUMBER:
GB-250-B

DESCRIPTION: 75 GPM Polyethylene Grease Interceptor

PART #: 4055-093-01

DWG BY: B. Karrer

DATE: 4/29/2020

REV:

ECO:

SPECIFICATIONS

NOTES

1. 4" plain end inlet/outlet
2. Unit weight - w/cast iron covers: 398 lbs.; w/composite covers: 288 lbs. (For wet weight add 2,310 lbs.)
3. Maximum operating temperature: 150° F continuous
4. Capacities - Liquid: 277 gal.; Grease: 1,871 lbs. Solids: 55 gal.
5. Satisfies Miami DERM 99% efficiency requirements; retaining 1,817 lbs. of grease at 99.3% efficiency.
6. This unit does not require flow control.
7. For gravity drainage applications only.
8. Do not use for pressure applications.
9. Cover placement allows full access to tank for proper maintenance.
10. Vent not required unless per local code.
11. Engineered inlet and outlet diffusers are removable to inspect / clean piping.
12. Integral air relief / Anti-siphon / Sampling access.
13. Fixed outlet models (-FO) have inlet and outlet permanently welded at the factory in the straight-through (B) positions.
14. Safety Star™, access restrictor built into each cover adapter, prevents accidental entry to tanks (450 lb rating).

DIFFUSION FLOW TECHNOLOGY

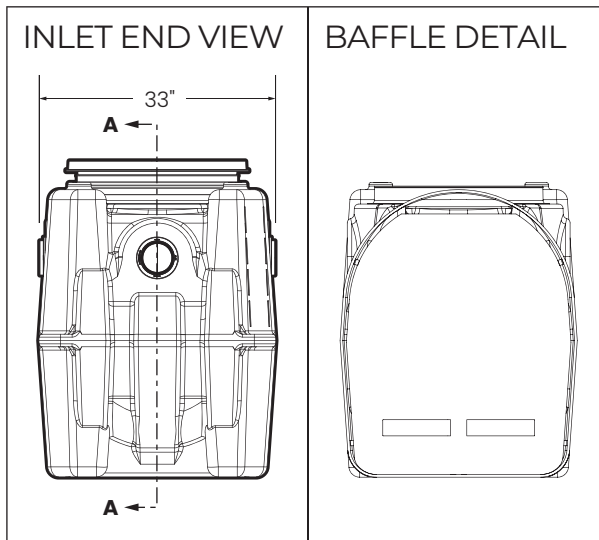
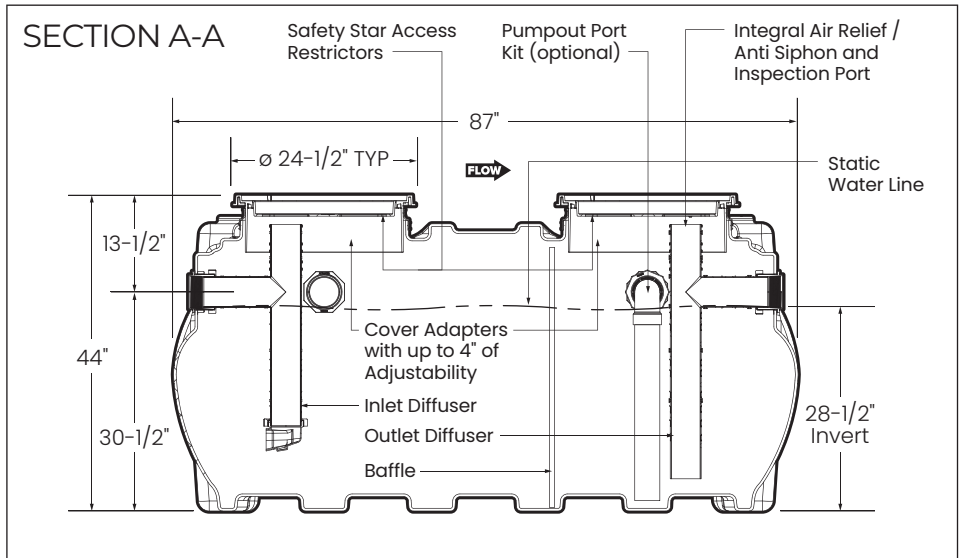
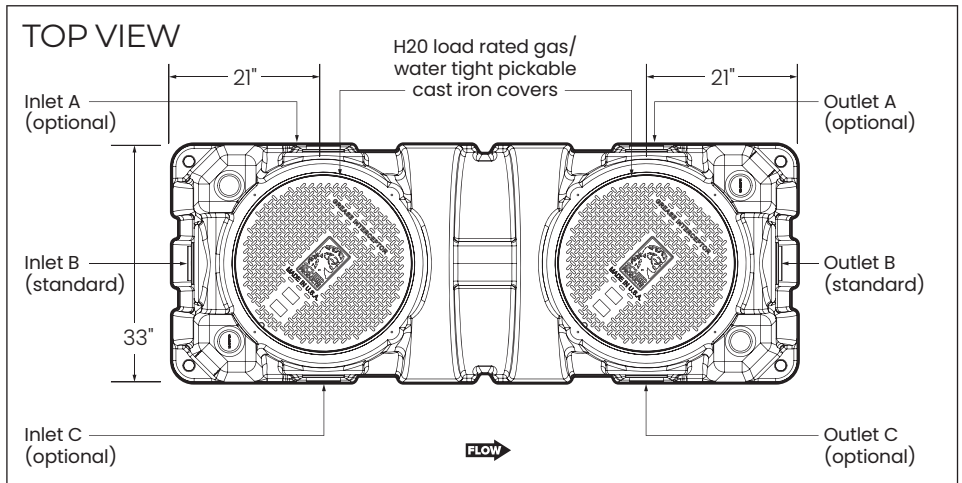
The inlet diffuser reduces turbulence, creates laminar flow and allows the entire tank volume to be utilized for efficient grease separation and minimal disturbance to existing grease and sediment layers. The inlet diffuser can be attached to any of the three inlets provided to ease job site piping layouts. The integral air relief / anti-siphon at the outlet diffuser top allows pressure stabilization within the unit during operation. The outlet diffuser can easily be attached to any of the three outlets provided to ease job site piping layouts.

ENGINEER SPECIFICATION GUIDE

Schier Great Basin™ grease interceptor model # GB-250-B shall be lifetime guaranteed and made in USA of seamless, rotationally-molded polyethylene. Interceptor shall be furnished for above or below grade installation. Interceptor shall be certified to ASME A112.14.3 (type D) and CSA B481.1, with field adjustable riser system, Safety Star™ access restrictor built into each cover adapter, three inlet options and three outlet options. Interceptor flow rate shall be 75 GPM. Interceptor grease capacity shall be 1,871 lbs. Cover shall provide water/ gas-tight seal and have minimum 16,000 lbs. load capacity.

CERTIFIED PERFORMANCE

Great Basin™ hydromechanical grease interceptors are third party performance-tested and listed by IAPMO to ASME #A112.14.3 and CSA B481.1 grease interceptor standards and greatly exceed requirements for grease separation and storage. They are compliant to the Uniform Plumbing Code and the International Plumbing Code.



Rated Grease Capacities for Units Piped in Series

No. of Units in Series	Removal Efficiency
	100 GPM
	96.7%
2	3,634 lbs.
3	5,451 lbs.
4	7,268 lbs.



SCHIER

MODEL NUMBER:
GB-250-B

DESCRIPTION: 75 GPM Polyethylene Grease Interceptor

PART #: 4055-093-01

DWG BY: B. Karrer

DATE: 4/29/2020

REV:

ECO: