

Job Name _____

Contractor _____

Job Location _____

Approval _____

Engineer _____

Contractor's P.O. No. _____

Approval _____

Representative _____

LEAD FREE*

Deringer™ 20 Double Check Valve Assembly

Sizes: 2"- 8"**

The Deringer™ 20 Double Check Valve Assembly is designed to prevent non-health hazard pollutants from entering the potable water supply system caused by backpressure and/or backsiphonage conditions

Features

- Integral shutoff valves indoor/outdoor application
- 100% stainless steel housing
- Tamper-resistant test cocks
- Patented Dual-action™ check modules
 - Poppet action at low flow
 - Swing action at high flow
- Silicone elastomer check discs
- Prewired supervisory switches
- Flange adapters available
- IPS grooved ends


Specifications

The Deringer 20 Double Check Valve shall utilize two independent Dual-action check modules and two integral resiliently seated shut-off valves all of which shall be contained within a single rigid valve housing constructed entirely of 304 stainless steel. Both integral shutoff valves shall include pre-wired supervisory tamper switches contained within a weatherproof actuator housing approved for both indoor and outdoor use. Dual-action check modules shall operate as a "poppet style" check under low flow conditions, operate as a "swing style" check under high flow conditions and utilize replaceable silicone elastomer sealing discs. Assembly test cocks shall be handle-less and operate via a tamper resistant actuator. Assembly shall have a single full access service port and cover with an "inline" replaceable elastomer seal. Assembly shall be serviceable without special tools and approved for both horizontal and vertical applications.

NOTICE

The information contained herein is not intended to replace the full product installation and safety information available or the experience of a trained product installer. You are required to thoroughly read all installation instructions and product safety information before beginning the installation of this product.

Ames Fire & Waterworks product specifications in U.S. customary units and metric are approximate and are provided for reference only. For precise measurements, please contact Ames Fire & Waterworks Technical Service. Ames Fire & Waterworks reserves the right to change or modify product design, construction, specifications, or materials without prior notice and without incurring any obligation to make such changes and modifications on Ames Fire & Waterworks products previously or subsequently sold.



Approved for Fire Protection, Waterworks, Plumbing, and Irrigation Applications.

Materials

Valve Housing:	304 Stainless Steel
Valve Cover:	304 Stainless Steel
SOV Disks:	EPDM/304SS
SOV Shafts:	304 Stainless Steel
SOV Bearings:	Teflon® fluoropolymer/Bronze
Non-wetted Bolts:	Grade 8 Zinc Plated
Check Disks:	Silicone (NSF)
Wetted Fasteners:	18-8 Stainless Steel
Check Springs:	17-7 Stainless Steel
Check Pins:	17-7/18-8 Stainless Steel
Check Seats:	Noryl® Polymer (NSF)
O-rings:	Buna-N (NSF)

Pressure — Temperature

Temperature Range: 33°F – 140°F

Working Pressure: 10 – 175psi

***The wetted surface of this product contacted by consumable water contains less than 0.25% of lead by weight.**

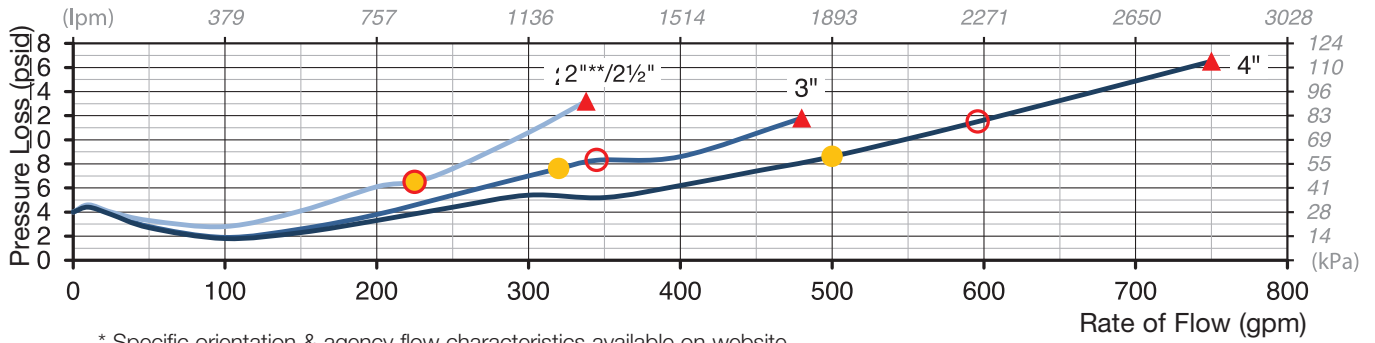
Teflon® is a registered trademark of The Chemours Company.

Noryl® is a registered trademark of SABIC Global Technologies B.V.

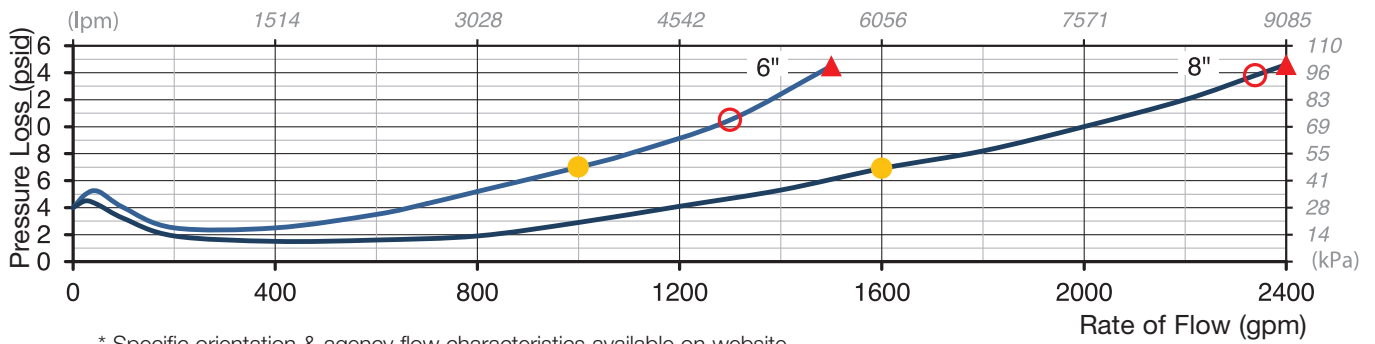


Flow Performance

● = Rated Flow ▲ = UL Tested ○ = 15 fps



* Specific orientation & agency flow characteristics available on website



* Specific orientation & agency flow characteristics available on website

Standards

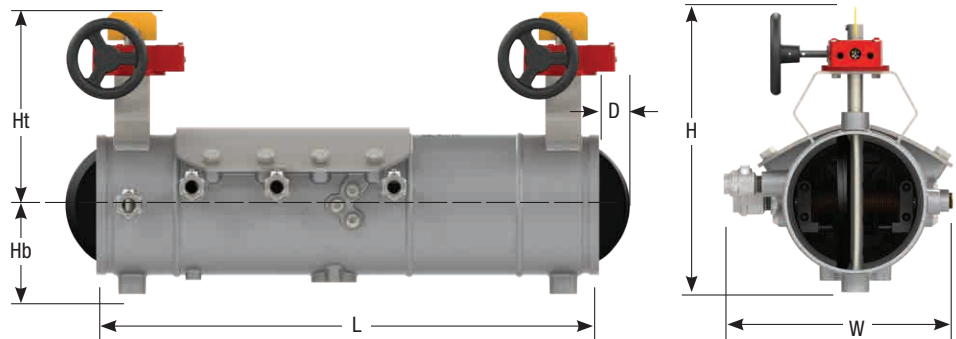
AWWA C510-07 Compliant
NSF/ANSI 372, UL CERTIFIED
LEAD FREE

End Connections

- IPS Groove for Steel Pipe:
AWWA C606
- Flange Adapters:
ANSI B16.1 Class 125



Dimensions – Weights



Size	Model	Ht		Hb		L		D		H		W		Weight	
in.		in.	mm	in.	mm	in.	mm	in.	mm	in.	mm	in.	mm	lbs	kg
2 (2 1/2)**	20	7.1	180	2.9	74	22.3	566	0.0	0	10.0	254	11.0	279	52	24
2 1/2	20	7.1	180	2.9	74	18.7	475	0.0	0	10.0	254	11.0	279	38	17
3	20	7.4	188	2.9	74	18.7	475	0.0	0	10.3	262	11.0	279	40	18
4	20	7.9	201	2.9	74	18.7	475	0.2	5	10.3	262	11.0	279	42	19
6	20	10.1	257	4.5	114	25	726	1.0	25	14.6	370	13.8	351	90	41
8	20	10.4	264	5.4	137	30.7	780	1.8	46	15.8	401	13.8	351	141	64

**2" size utilizes a 2 1/2" assembly with 2 1/2" groove to 2" female NPT adapter and couplings. Adapter and couplings ship unassembled.



A WATTS Brand

USA: Backflow T: (978) 689-6066 • F: (978) 975-8350 • AmesFireWater.com
 USA: Control Valves T: (713) 943-0688 • F: (713) 944-9445 • AmesFireWater.com
 Canada: T: (905) 332-4090 • F: (905) 332-7068 • AmesFireWater.ca
 Latin America: T: (52) 55-4122-0138 • AmesFireWater.com