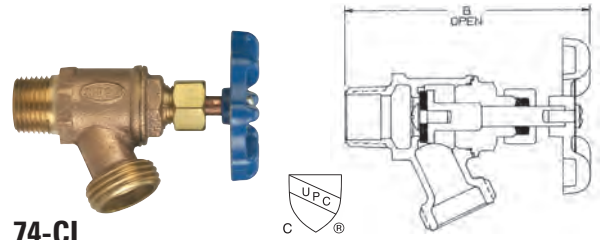


# Multi-Turn Boiler Drains

125 lb. CWP to 100°F  
Maximum Temperature 180°F

## MULTI-TURN MATERIALS LIST

PART	SPECIFICATION
Body	Cast Copper - Based Alloy C84400
Bonnet	Cast Copper - Based Alloy C84400
Stem	Cold-formed Copper Alloy
Seat Disc	Buna-N
Seat Disc Screw	Stainless Steel, Type 410
Packing Nut	Free Cutting Brass - ASTM B 16
Packing	Graphite Impregnated, Asbestos-Free
Handwheel	Epoxy Coated Zinc Alloy
Handwheel Screw	Carbon Steel - Clear Chromate Finish




74-CL

DESCRIPTION	NOM. SIZE	DIMENSIONS	APPROX. NET WT.
		B	
Boiler Drain Copper or Male Threads to Hose	1/2"	3 11/16"	.4 lb
	3/4"*	3 3/4"	.45 lb

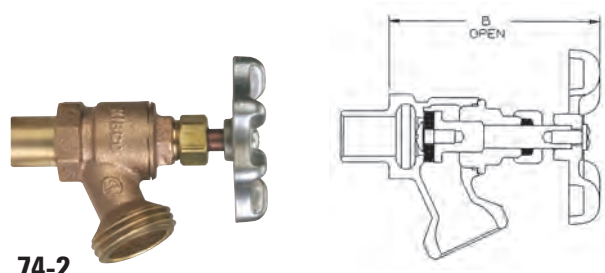
IAPMO Listed to cUPC®

\* 3/4" furnished in male threads only



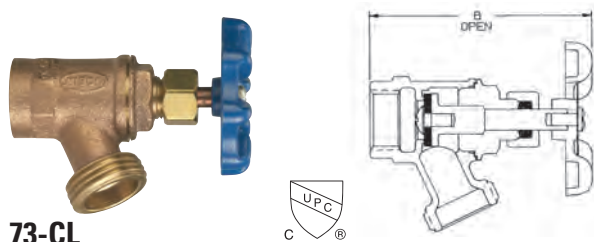
72

DESCRIPTION	NOM. SIZE	DIMENSIONS	APPROX. NET WT.
		B	
Boiler Drain Cup to Hose	1/2"	3 1/16"	.40 lb
	3/4"*	2 13/16"	.40 lb



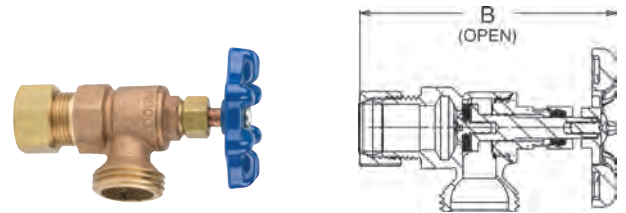
74-2

DESCRIPTION	NOM. SIZE	DIMENSIONS	APPROX. NET WT.
		B	
Boiler Drain Fit to Hose	1/2"	3 3/8"	.40 lb



73-CL

DESCRIPTION	NOM. SIZE	DIMENSIONS	APPROX. NET WT.
		B	
Boiler Drain Threaded to Hose	1/2"	3 1/4"	.50 lb
	3/4"	3 5/16"	.60 lb



4464

DESCRIPTION	NOM. SIZE	DIMENSIONS	APPROX. NET WT.
		B	
Boiler Drain Compression to Hose	1/2"	3 1/4"	.50 lb

**WARNING:** This product can expose you to chemicals including lead, which is known to the State of California to cause cancer and birth defects or other reproductive harm. For more information go to [www.P65Warnings.ca.gov](http://www.P65Warnings.ca.gov).

**NOT FOR USE WITH POTABLE DRINKING WATER APPLICATIONS AFTER JANUARY 3, 2014.**