

## Features

- Single handle controls both on/off activation and temperature settings.
- 5-13/16" (148 mm) spout reach.
- 0.5 gpm (1.9 l/min) maximum flow rate at 60 psi (4.1 bar).
- KOHLER ceramic disc valves exceed industry longevity standards for a lifetime of durable performance.
- Metal touch-activated drain with 1-1/4" tailpiece.
- Coordinates with other products in the Avid collection.

## Material

- Premium metal construction for durability and reliability.
- KOHLER finishes resist corrosion and tarnishing.

## Installation

- Single hole.
- Preattached flexible supply lines simplify installation.



**ADA** **CSA B651** **OBC**

## Codes/Standards




ASME A112.18.1/CSA B125.1  
NSF/ANSI 61  
NSF/ANSI 372  
All applicable US Federal and State material regulations  
DOE - Energy Policy Act 1992  
California Energy Commission (CEC)  
ADA  
ICC/ANSI A117.1  
CSA B651  
OBC

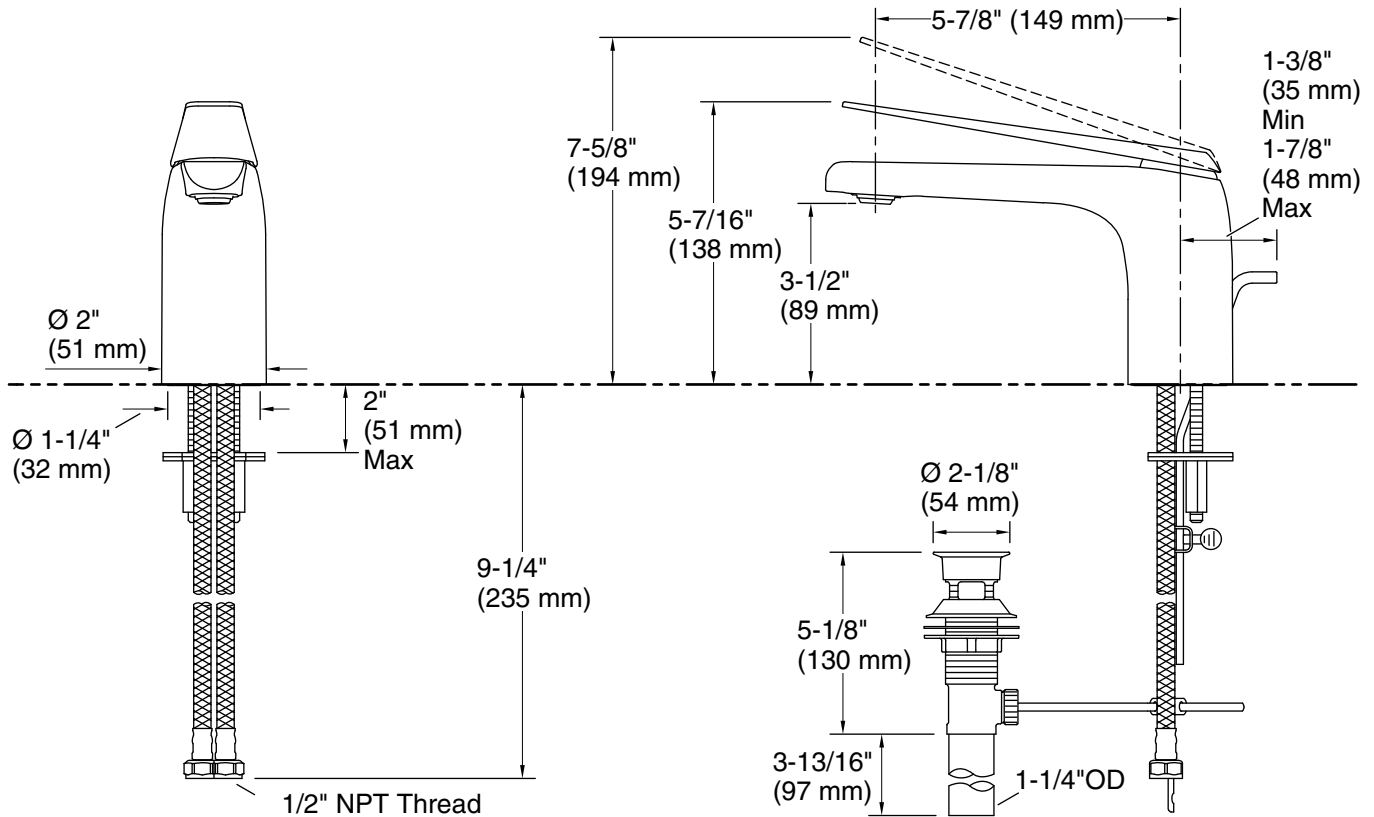
## KOHLER® Faucet Lifetime Limited Warranty

See website for detailed warranty information.

## Available Colors/Finishes

*Color tiles intended for reference only.*

Color	Code	Description
	CP	Polished Chrome
	BN	Vibrant® Brushed Nickel
	BL	Matte Black



## Technical Information

All product dimensions are nominal.

### Faucet:

Flow rate: 0.5 gal/min (1.9 l/min)  
 Pressure: 60 psi (4.1 bar)  
 Valve body: Cast brass  
 Drain included: Yes  
 Drain with overflow: Yes

### Spout:

Spout reach: 5-13/16'' (148 mm)

## Notes

Install this product according to the installation instructions.

ADA compliant for handles only.

ADA, OBC, CSA B651 compliant when installed to the specific requirements of these regulations.