




# Installation Manual

## Crossover Kit (CSV-BPK)

### Included Accessories

Check for any missing items before starting installation.

Part #	Part	Q'ty
1	Cross Over Valve Kit (cCS-V) 	1
2	Branch Pipe 	1
3	Instruction Sheet 	1



**WARNING**

### Requests to Installers

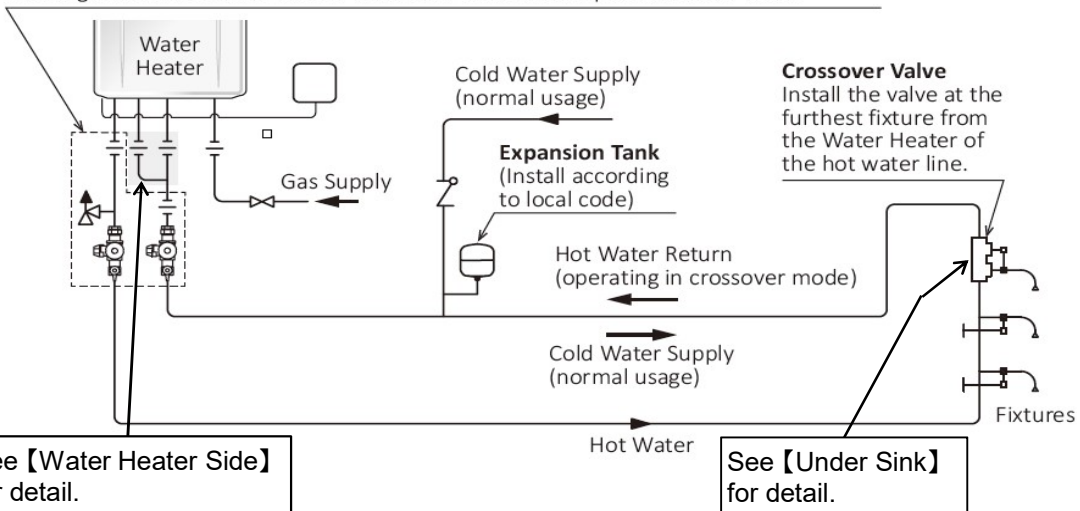
Read this Installation Manual carefully, and then install this Crossover Kit according with this Installation Manual.

### Installation Image

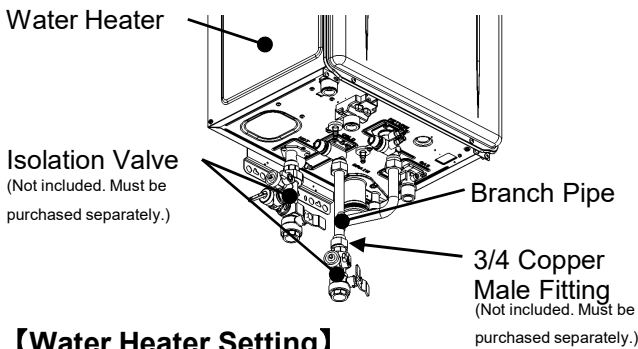
#### 【General Water Plumbing for Cross Over Mode】

#### Isolation Kit

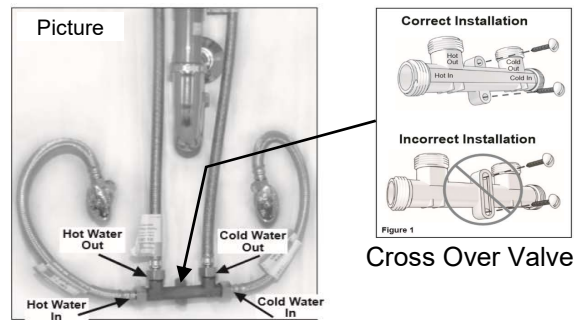
Noritz recommends the use of an Isolation Kit with the installation. These kits include an integrated shut-off and service valve with unions and a pressure relief valve.



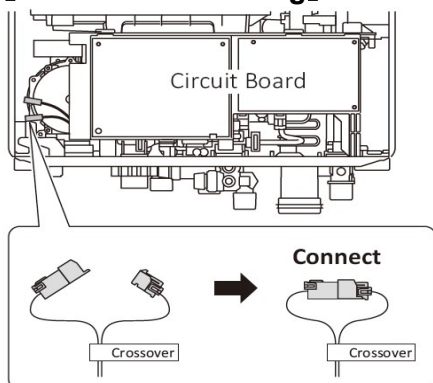
#### 【Water Heater Side】



#### 【Under Sink】



#### 【Water Heater Setting】



Connect the connector marked "Crossover" inside of the Water Heater.