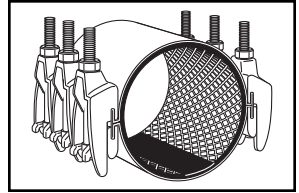


SUBMITTAL INFORMATION

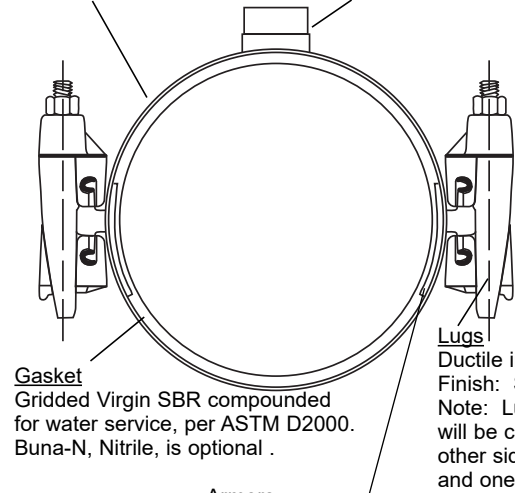
Repair Clamps - (F2-xxxx-Length style)



14" TO 20" - TWO SECTION STAINLESS STEEL REPAIR CLAMPS WITH DUCTILE IRON LUGS

Band
18-8 type 304 stainless steel

Optional Stainless Taps
18-8 type 304 stainless steel TIG welded to band.
Available with AWWA, or I.P. threads.



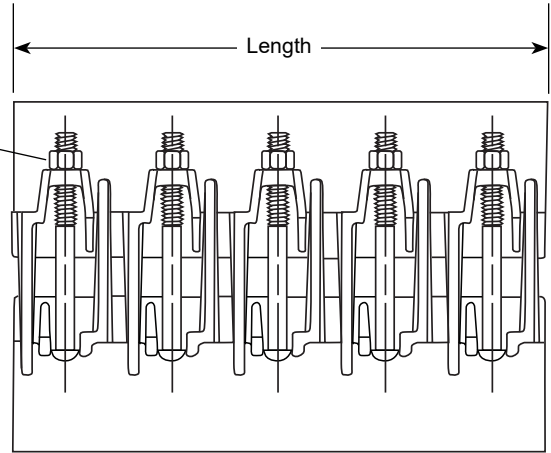
Gasket
Gridded Virgin SBR compounded for water service, per ASTM D2000. Buna-N, Nitrile, is optional.

Armors
Heavy gauge 18-8 type 304 stainless steel, are mold bonded into the gasket to ensure uniform compression against the pipe.

Nuts and Bolts
Low alloy steel per ASTM A242 and AWWA C111/A21.11

Optional
304 Stainless steel bolts and nuts

Lugs
Ductile iron per ASTM A536
Finish: Standard Shop Coat
Note: Lug set on one side of clamp will be closed style. Lug set on other side will consist of one open and one closed style.



OUTLET THREAD TAP CODE

CC (AWWA) Thread		IP Thread	
THREAD	CODE NUMBER	THREAD	CODE NUMBER
3/4" CC	-CC3	3/4" IP	-IP3
1" CC	-CC4	1" IP	-IP4
1-1/4" CC	-CC5	1-1/4" IP	-IP5
1-1/2" CC	-CC6	1-1/2" IP	-IP6
2" CC	-CC7	2" IP	-IP7



NOM. PIPE SIZE	PIPE O.D. RANGE	LENGTH AND APPROXIMATE WEIGHT (LBS.)				BOLT SIZE	BAND THICKNESS	CATALOG NUMBER	✓ SUBMITTED ITEM(S)		
		10"	12.5"	15"	20"					30"	
14"	14.38 - 15.13	31	38	48	71	5/8" x 6-1/2"	20 GA	F2-1513-Length			
	15.07 - 15.82	31	38	49	71			F2-1582-Length			
	15.20 - 16.20	31	38	49	71			F2-1620-Length			
	15.92 - 16.67	32	38	49	72			F2-1667-Length			
	16.00 - 1700	32	38	49	72			F2-1700-Length			
	16.56 - 17.31	32	38	50	72			F2-1731-Length			
16"	17.15 - 17.90	32	38	50	72			F2-1790-Length			
	17.20 - 18.20	32	38	50	72			F2-1820-Length			
	17.82 - 18.57	33	38	52	73			F2-1857-Length			
	18.40 - 19.40	33	39	52	73			F2-1940-Length			
	18.46 - 19.21	33	39	53	73			F2-1921-Length			
	19.23 - 19.98	34	39	53	74			F2-1998-Length			
18"	19.40 - 20.40	34	39	53	74			F2-2040-Length			
	19.90 - 20.65	34	39	53	74			F2-2065-Length			
	20.40 - 21.40	34	39	53	74			F2-2140-Length			
	20.70 - 21.45	35	39	54	75			F2-2145-Length			
	21.40 - 22.40	35	39	54	75			F2-2240-Length			
	21.52 - 22.27	35	39	54	75			F2-2227-Length			
20"	22.12 - 22.87	36	40	55	76			F2-2287-Length			
	22.50 - 23.60	36	40	55	76			F2-2360-Length			
	22.90 - 23.65	36	40	55	76			F2-2365-Length			
Number of Bolts		8	10	12	16			24			

FEATURES

- Drop-in bolt design allows bolts to remain attached - no loose parts to lose in the ditch
- Optional outlet taps are available for repair of service line pull-outs. Add tap code to catalog number
- All welds are fully passivated to restore corrosion resistant characteristics of stainless steel
- Removable lugs are standard
- UL Classified to ANSI/NSF Standard 61

The Ford Meter Box Company considers the information in this submittal form to be correct at the time of publication. Item and option availability, including specifications, are subject to change without notice. Please verify that your product information is current.



The Ford Meter Box Company, Inc.
P.O. Box 443, Wabash, Indiana U.S.A. 46992-0443
Phone: 260-563-3171 / Fax: 800-826-3487
Overseas Fax: 260-563-0167
www.fordmeterbox.com

02/05/18

Submitted By: