




FC SERIES

PRO AIR CIRCULATOR FAN

The XPOWER FC Line of Utility Fans are the next generation of air circulators and ventilators that will rapidly move and circulate air in the most efficient way. Every ETL / CETL certified FC Fan is designed with air fin technology that features directional airflow. Other standard features of the FC Line include: multispeed switch, a 3-hour Set-N-Forget timer, a 360 degree rotational angle rack / stand, Heavy-Duty Wrap-Around-Cord Design, a Grab-N-Go Handle, and stackable to simplify storage and transporting of equipment

- Unique grille design quietly delivers focused air movement
- 4/5-speed operating switch (model specific)
- 3-Hour Set-N-Forget Timer
- Durable, compact, lightweight housing
- Heavy Duty Wrap-Around Cord Design
- Easy portability with Grab-N-Go Handle.



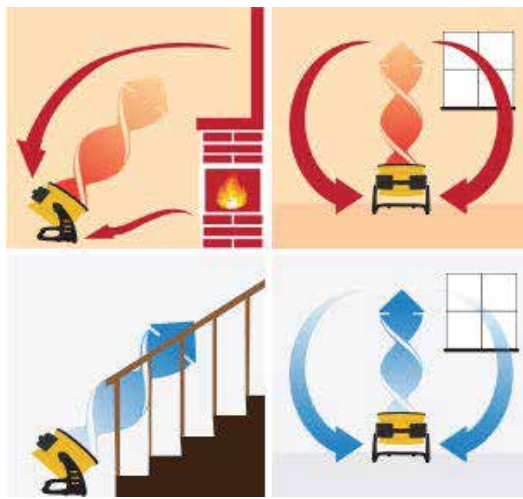
XPOWER MANUFACTURE, INC
240 CLARY AVENUE, SAN GABRIEL, CA 91776
PHONE: (626) 285-3301 EMAIL: INFO@XPOWER.COM

WWW.XPOWER.COM

SPECIFICATIONS



Model No.	FC-100	FC-200	FC-300	FC-420
Voltz/Hertz	115V / 60 Hz	115V / 60 Hz	115V / 60 Hz	115V / 60 Hz
Motor	69 Watts	115 Watts	1/4 HP	1/3 HP
Power	0.6 Amps	1.0 Amps	1.5 Amps	2.8 Amps
Rated Airflow	1100 CFM	1300 CFM	2100 CFM	3600 CFM
Airflow Travel Distance	120 Ft.	140 Ft.	170 Ft.	190 Ft.
Speeds	4 Speed	4 Speed	4 Speed	5 Speed
Cord Length	6 Ft.	6 Ft.	10 Ft.	15 Ft.
Operating Position	360° Rotation	360° Rotation	360° Rotation	360° Rotation
Stackable	6 Units	6 Units	5 Units	5 Units
Unit Weight	9.7 Lbs.	10.1 Lbs.	13 Lbs.	23.4 Lbs.
Unit Dimensions (LxWxH)	16.1 x 14.2 x 8.9 in.	17.3 x 15.4 x 8.9 in.	18.6 x 19.2 x 9.4 in.	21.9 x 9.8 x 22.5 in.
Housing	PP	PP	PP	ABS
Safety Certifications	ETL / CETL	ETL / CETL	ETL / CETL	ETL / CETL
Dual Thermal Protection	Yes	Yes	Yes	Yes
Pallet Quantity	72 Units	72 Units	28 Units	28 Units



CENTRAL AIR DISTRIBUTION

When used throughout summer and winter to circulate cool and warm air, FC units will help you save energy and still provide high living comfort for you and your family all season long. With XPOWER's Advanced Fan Technology, FC Series are the central air distribution that work for you all year long.

FEATURES

360° Rotation




Adjustable Rack



Stackable



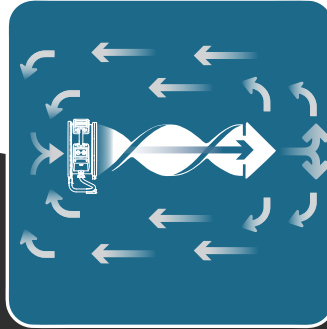
AIRFLOW DIAGRAM



FC Series Efficiently Promote Whole Room Circulation With Negative-Pressure Airflow



Large Torque Motor Creates Focused & Extended Airflow Up To 190Ft



Powerful Induced Airflow Promotes True Whole-Room Air Circulation



Extreme Negative-Pressure Airflow Promotes Whole Room Air Circulation