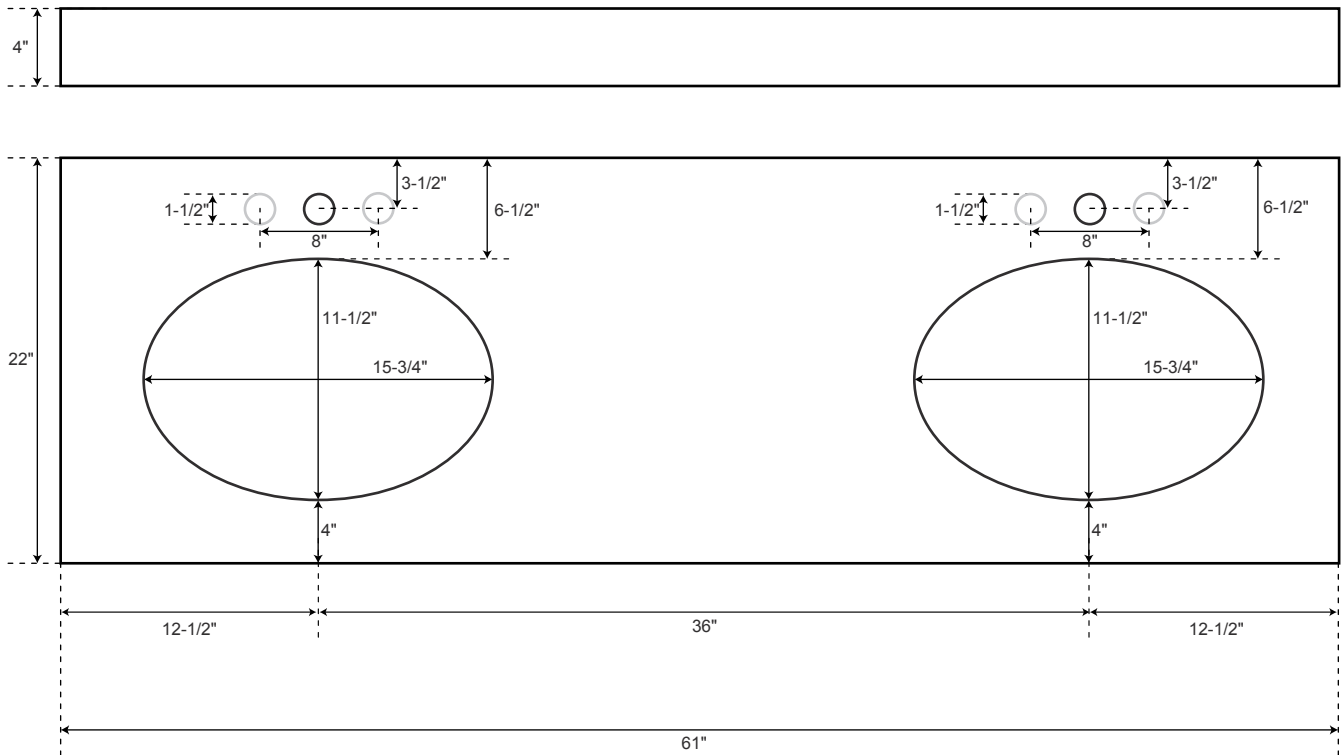




# 61" Stone

Vanity Top with  
Undermount Sinks



#### Approximate Weights

Granite	150 – 170 lbs.
Marble	150 – 160 lbs.
Quartz	140 – 150 lbs

\* Measurements are approximate. It is recommended to have the product at the job site before finalizing plumbing.



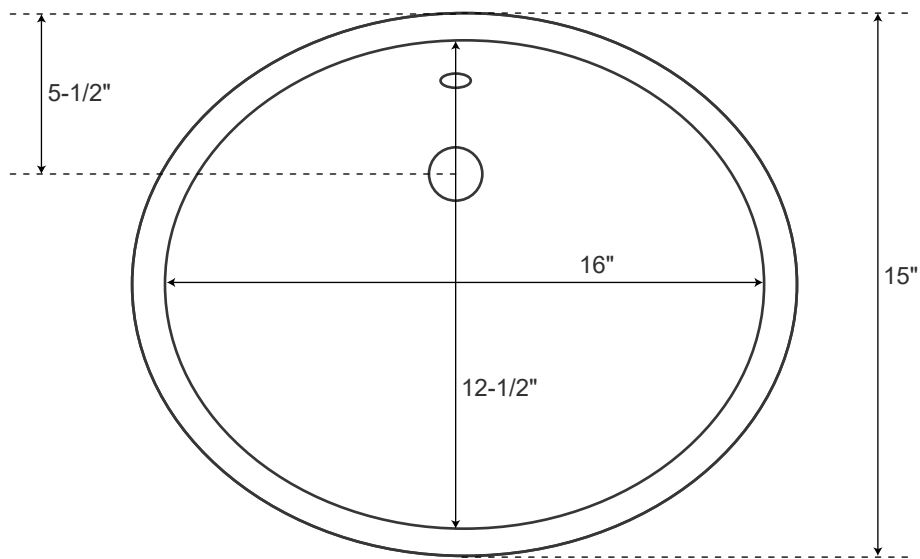
## SPECIFICATIONS

Overall Dimensions	18-5/8" L x 15" W (front to back) x 7-3/4" H
Basin Dimensions	16" L x 12-1/2" W (front to back)
Water Depth to Rim	6"
Water Depth to Overflow	5"
Drain Hole	1-1/2"

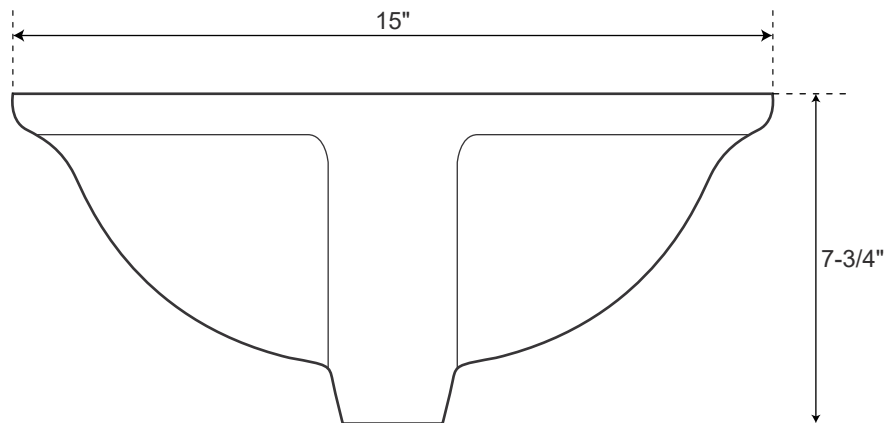
**Porcelain**  
Undermount Sink

*All measurements are approximate.*

Top



Front





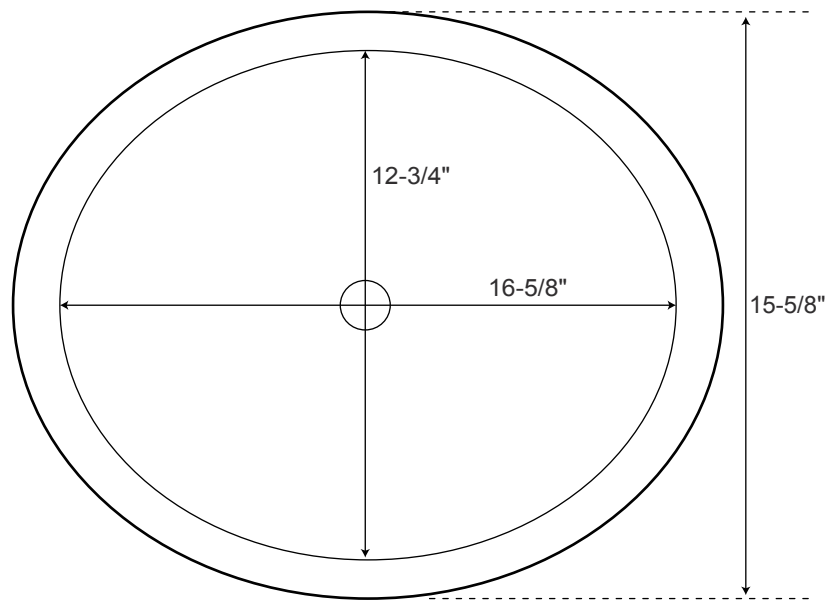
## SPECIFICATIONS

Overall Dimensions	19-3/8" L x 15-1/2" W (front to back) x 5-3/4" H
Basin Dimensions	16-5/8" L x 12-3/4" W (front to back)
Water Depth to Rim	5-5/8"
Water Depth to Overflow	N/A
Drain Hole	1-1/8"

## Copper Undermount Sink

*All measurements are approximate.*

Top



Front

