



Components™

36" grab bar
K-25161

Features

- 36" (914 mm) bar.
- Provides minimum 300 lb load capacity.
- Coordinates with other products in the Components collection.

Material

- Premium metal construction for durability and reliability.
- KOHLER finishes resist corrosion and tarnishing.

Installation

- Installation hardware and template included.

Recommended Products/Accessories

K-23729 Stainless steel cleaner



ADA

Codes/Standards

ADA





ICC/ANSI A117.1

KOHLER® Faucet Lifetime Limited Warranty

See website for detailed warranty information.

Available Colors/Finishes

Color tiles intended for reference only.

Color	Code	Description
	CP	Polished Chrome
	BN	Vibrant® Brushed Nickel
	BL	Matte Black
	2MB	Vibrant® Brushed Moderne Brass

1-800-4KOHLER (1-800-456-4537)

Kohler Co. reserves the right to make revisions without notice to product specifications.

For the most current Specification Sheet, go to www.kohler.com.

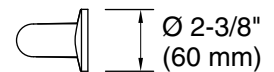
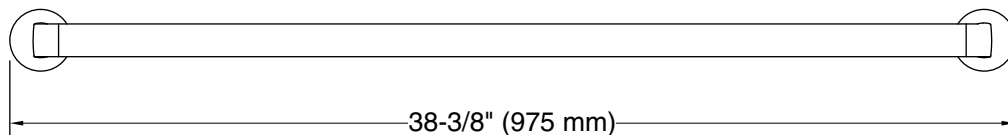
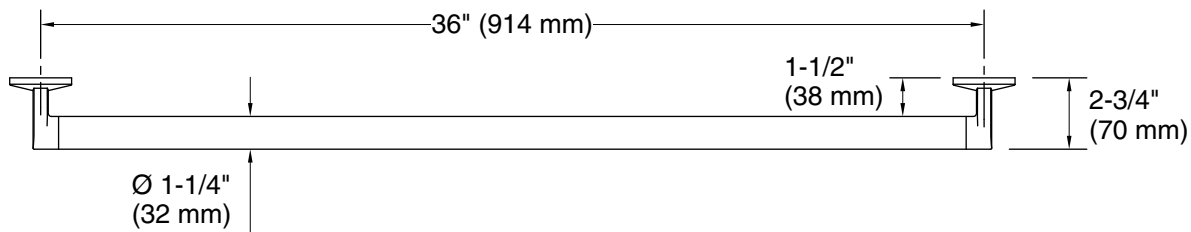
4-29-2022 22:19 - US/CA/MX

THE BOLD LOOK
OF **KOHLER**®



Components™

36" grab bar
K-25161



Technical Information

All product dimensions are nominal.

Installation Type: Wall-mount

Material: Zinc, Stainless Steel

Notes

Install this product according to the installation instructions.

WARNING: Risk of personal injury. The wall plates on the grab bar must be mounted to a brace between the wall studs. This will ensure that the weight of the user is adequately supported.

ADA compliant when installed to the specific requirements of these regulations.