

Features

- Two cross handles offer separate control of hot and cold water.
- KOHLER ceramic disc valves exceed industry longevity standards for a lifetime of durable performance.
- 1.2 gpm (4.5 lmin) maximum flow rate.
- Box includes: Assembled faucet, clicker drain.
- Coordinates with other products in the Setra collection.

Material

- Premium material construction for durability and reliability.
- Select KOHLER finishes feature ScratchShield® technology which withstands even the toughest daily use.
- Spot Repel™ finish resists fingerprints, smudges and water spots (Matte Black finish only).

Installation

- For 8" - 16" (203 - 406 mm) centers.
- Widespread.
- Simplified faucet assembly; mounting hardware requires no special tools.

Water Conservation & Rebates

- This product can help a building earn Water Efficiency points in LEED® Green Building Rating System.

Recommended Products/Accessories

- K-23726 Drain treatment
- K-23723 Faucet cleaner



ADA

CSA B651

OBC

Codes/Standards

ASME A112.18.1/CSA B125.1

NSF/ANSI 61

NSF/ANSI 372

All applicable US Federal and State material regulations

DOE - Energy Policy Act 1992

EPA WaterSense®

California Energy Commission (CEC)

ADA

ICC/ANSI A117.1

CSA B651





OBC

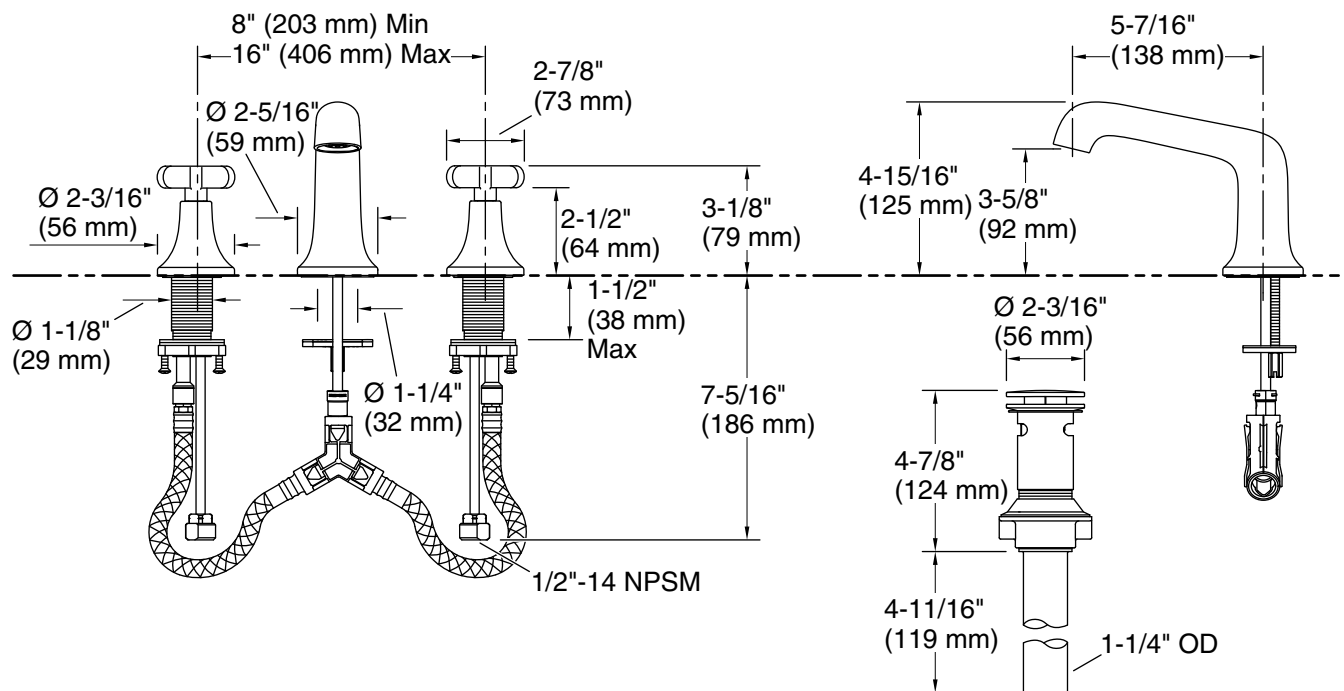
KOHLER® Faucet Lifetime Limited Warranty

See website for detailed warranty information.

Available Colors/Finishes

Color tiles intended for reference only.

Color	Code	Description
	CP	Polished Chrome
	BN	Vibrant® Brushed Nickel
	BL	Matte Black
	2MB	Vibrant® Brushed Moderne Brass



Technical Information

All product dimensions are nominal.

Faucet:

Flow rate: 1.2 gal/min (4.5 l/min)
Pressure: 60 psi (4.1 bar)
Valve body: Plastic
Drain included: Yes
Drain with overflow: Yes

Spout:

Spout reach: 5-1/2" (139 mm)
Handle clearance: 1-1/2" (38 mm)

Pressure/fixture Supply Requirements

Min flowing pressure: 10 psi (68.9 kPa)
Min flow rate: 125 gpm (473.2 lpm)

Notes

Install this product according to the installation instructions.

ADA, OBC, CSA B651 compliant when installed to the specific requirements of these regulations.