

### Features

- Two-handle centerset faucet for 4" (102 mm) centers.
- Two lever handles offer separate control of hot and cold water.
- 5" (127 mm) spout reach.
- 1.2 gpm (4.5 lpm) maximum flow rate at 60 psi (4.14 bar).
- Includes metal pop-up drain with 1-1/4" tailpiece.
- Coordinates with other products in the Tempered collection.

### Material

- Premium metal construction for durability and reliability.
- KOHLER finishes resist corrosion and tarnishing.

### Technology

- KOHLER ceramic disc valves exceed industry longevity standards for a lifetime of durable performance.

### Installation

- Centerset.
- Handles preassembled on valves and quick-connect fittings simplify installation.

### Recommended Products/Accessories

K-23726 Drain treatment  
K-23723 Faucet cleaner



ADA

CSA B651

OBC

### Codes/Standards



ASME A112.18.1/CSA B125.1  
NSF/ANSI 61  
NSF/ANSI 372  
All applicable US Federal and State material regulations  
DOE - Energy Policy Act 1992  
EPA WaterSense®  
California Energy Commission (CEC)  
ADA  
ICC/ANSI A117.1  
CSA B651  
OBC

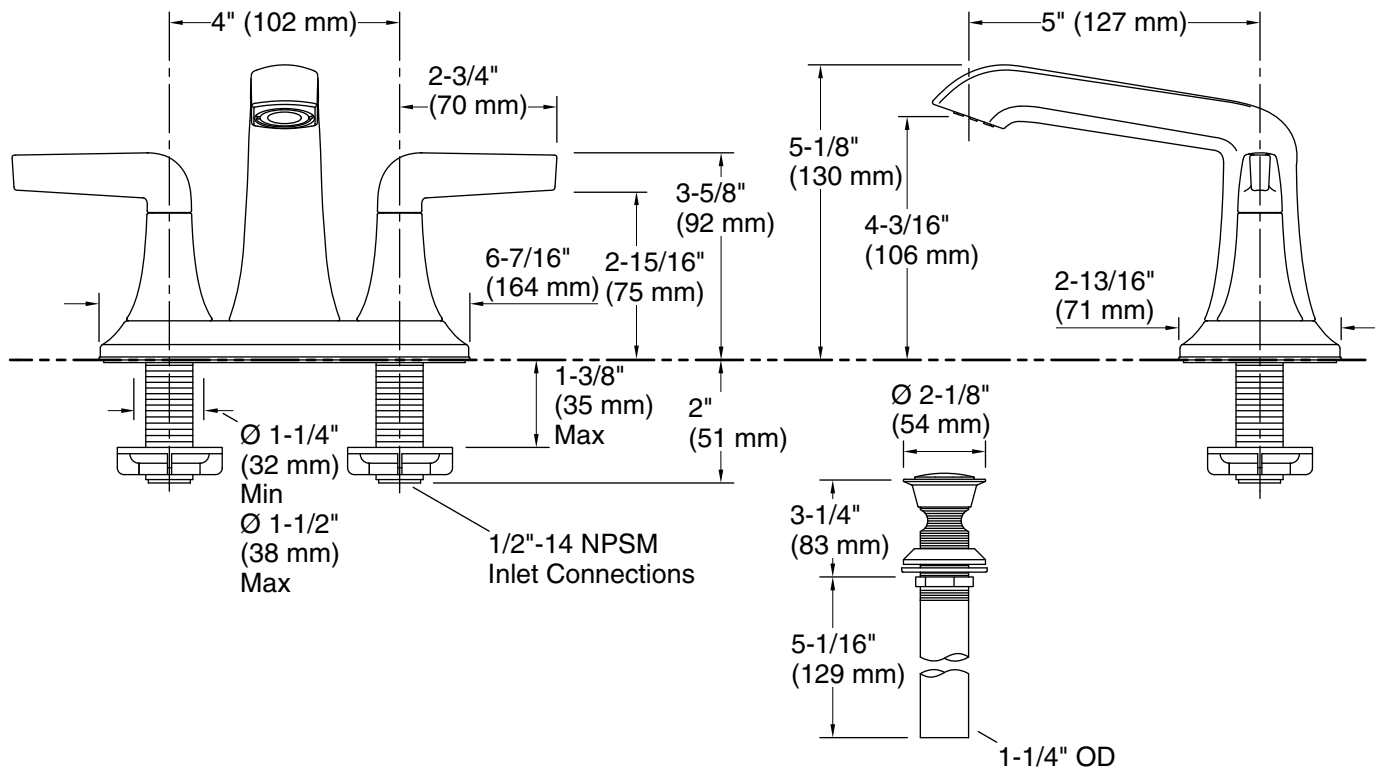
### KOHLER® Faucet Lifetime Limited Warranty

See website for detailed warranty information.

### Available Colors/Finishes

*Color tiles intended for reference only.*

Color	Code	Description
	CP	Polished Chrome
	SN	Vibrant® Polished Nickel
	BN	Vibrant® Brushed Nickel
	BL	Matte Black



### Technical Information

All product dimensions are nominal.

#### Faucet:

Flow rate: 1.2 gal/min (4.5 l/min)  
Pressure: 60 psi (4.1 bar)  
Valve body: Plastic  
Drain included: Yes  
Drain with overflow: Yes

#### Spout:

Spout reach: 5" (127 mm)  
Handle clearance: 2-3/4" (70 mm)

### Notes

Install this product according to the installation instructions.

ADA compliant for handles only.

ADA, OBC, CSA B651 compliant when installed to the specific requirements of these regulations.