

Features

- Includes faceplate with handle, bath spout, shower arm and flange.
- Single handle controls both on/off activation and temperature settings.
- Includes diverter bath spout with slip fit connection.
- For use with any KOHLER showerhead.

Material

- Premium material construction with metal handle ensures reliability and durability.
- KOHLER finishes resist corrosion and tarnishing.

Installation

- Trim only; requires valve to complete installation (sold separately).

Required Products/Accessories

- K-8304/K-P8304 Series Rite-Temp® Valve & Cartridge Kits
- or
- K-8300/K-P8300 Series Rite-Temp® Valve Body Rough-ins
- K-8305/K-P8305 Series Rite-Temp® Cartridges

Recommended Products/Accessories

- K-23723 Faucet cleaner

Optional Products/Accessories

- K-10350 Deep rough-in kit
- K-10351 Test cap for K-8300 Series valve bodies
- 1307346 Retro mixer cap for K-304 Rite-Temp valve
- 1362395 Retro mixer cap for K-2971 HiFlow Rite-Temp valve



Codes/Standards





ASME A112.18.1/CSA B125.1

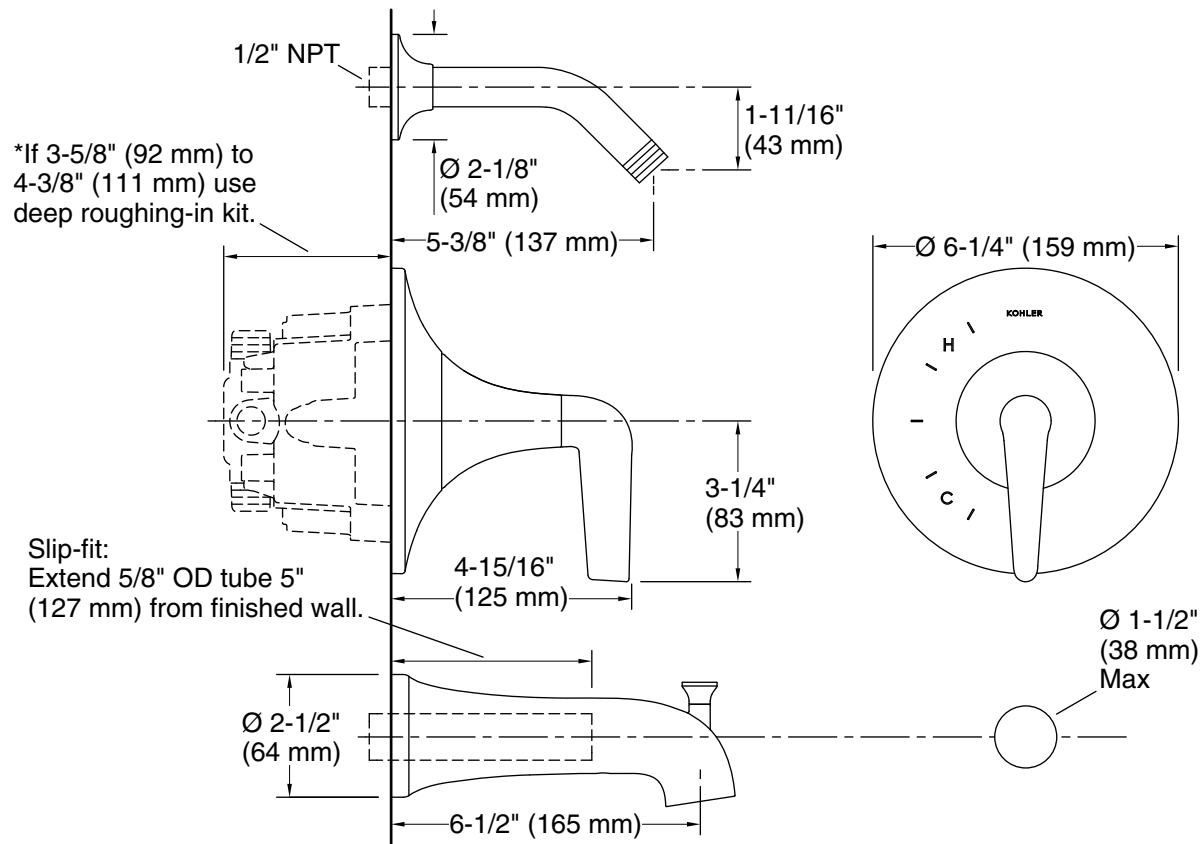
KOHLER® Faucet Lifetime Limited Warranty

See website for detailed warranty information.

Available Colors/Finishes

Color tiles intended for reference only.

Color	Code	Description
	CP	Polished Chrome
	SN	Vibrant® Polished Nickel
	BN	Vibrant® Brushed Nickel
	BL	Matte Black



Technical Information

All product dimensions are nominal.

Notes

Install this product according to the installation instructions.

Install straight pipe or tube drop of 7" (178 mm) to 18" (457 mm) with single elbow between the valve and the wall-mount spout.