

Features

- Two-lever handles offer separate control of hot and cold water.
- KOHLER ceramic disc valves exceed industry longevity standards for a lifetime of durable performance.
- 1.2 gpm (4.5 lmin) maximum flow rate.
- Box includes: Assembled faucet, clicker drain.

Material

- Premium material construction for durability and reliability.
- Spot Repel™ finish resists fingerprints, smudges, and water spots (Matte Black finish only).
- Select KOHLER finishes feature ScratchShield® technology which withstands even the toughest daily use.

Installation

- For 8" - 16" (203 - 406 mm) centers.
- Simplified faucet assembly; mounting hardware requires no special tools.

Water Conservation & Rebates

- This product can help a building earn Water Efficiency points in LEED® Green Building Rating System.

Recommended Products/Accessories

K-23726 Drain treatment
K-23723 Faucet cleaner



ADA

CSA B651

OBC

Codes/Standards





ASME A112.18.1/CSA B125.1
NSF/ANSI 61
NSF/ANSI 372
All applicable US Federal and State material regulations
DOE - Energy Policy Act 1992
EPA WaterSense®
California Energy Commission (CEC)
ADA
ICC/ANSI A117.1
CSA B651
OBC

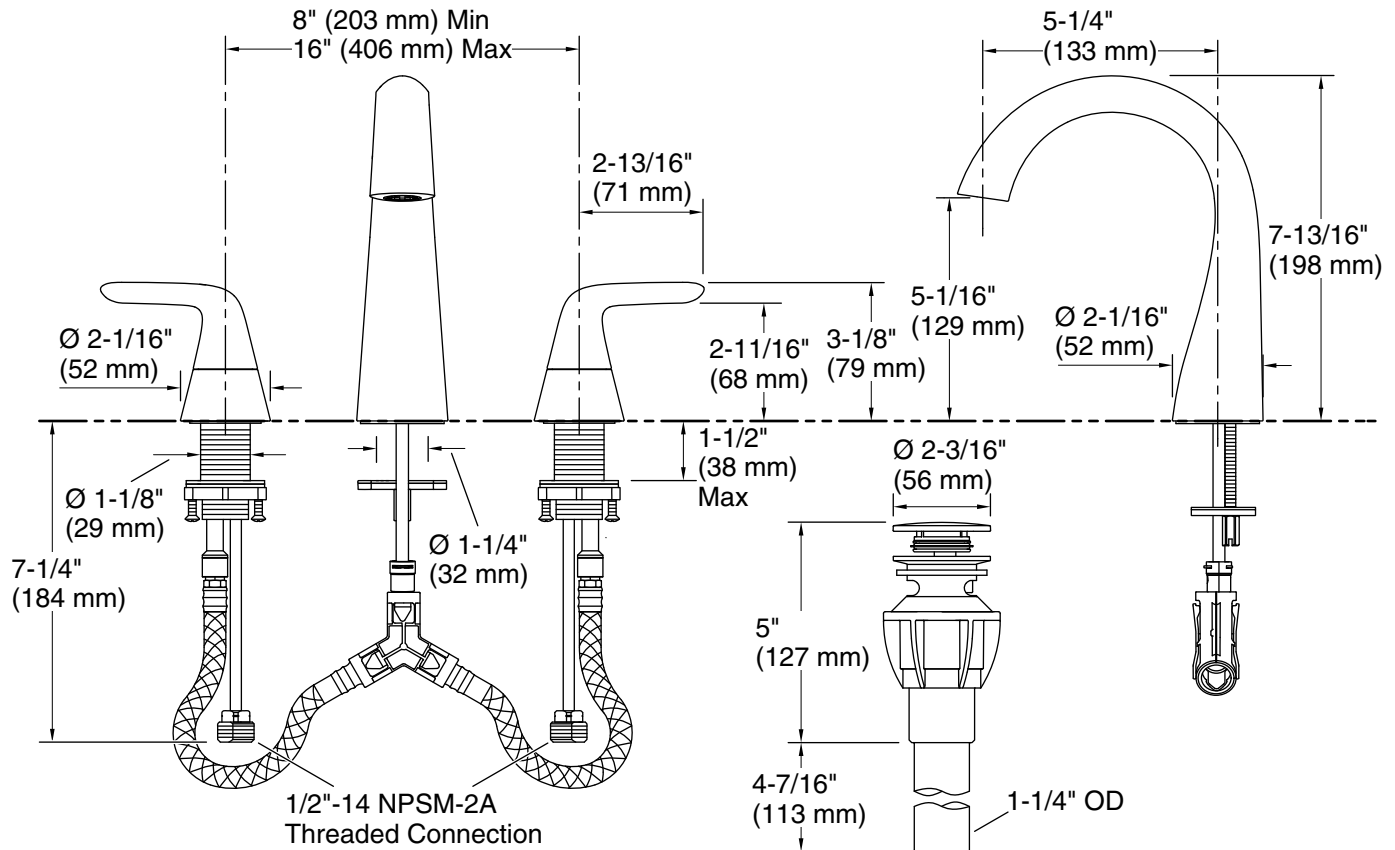
KOHLER® Faucet Lifetime Limited Warranty

See website for detailed warranty information.

Available Colors/Finishes

Color tiles intended for reference only.

Color	Code	Description
	CP	Polished Chrome
	BN	Vibrant® Brushed Nickel
	BL	Matte Black
	2MB	Vibrant® Brushed Moderne Brass



Technical Information

All product dimensions are nominal.

Faucet:

Flow rate: 1.2 gal/min (4.5 l/min)

Pressure: 60 psi (4.1 bar)

Spout:

Spout reach: 5-1/4" (133 mm)

Notes

Install this product according to the installation instructions.

ADA complaint for faucet handles only.

ADA, OBC, CSA B651 compliant when installed to the specific requirements of these regulations.