




Direct5™
LED

Direct8™
LED



LED T5 and T8 Tubes

TCP has a new generation of LED compatible replacement T5 and T8 tubes for linear fixtures. These T5 and T8 tubes are dimmable and feature multiple ballast compatibility including Instant Start, Rapid Start, and Programmed Start.

Limitless Options
for the following applications:

- Offices
- Restaurants
- Retail Stores
- Lobbies
- Schools
- Hospitals



5 YEAR
WARRANTY

we know light.™



Direct5™
LED

Direct8™
LED

Features and Benefits

| |
|---|
| >50% energy savings (based on T8 NBF energy use) |
| Long 50,000 hour rated life — minimizes replacements and labor costs |
| Compatible with Instant, Rapid or Programmed Start ballasts and most traditional fluorescent ballasts |
| Dimmable (0-10v dimming ballasts recommended) |
| No rewiring of fixture — simply replace fluorescent lamp with LED lamp |
| Instant on/off |
| No mercury — great for all environments |
| Rated for enclosed fixtures |
| 2', 3', 4' tubes and U6 tube options available |
| No UV |

Specifications

| Item # | Min Starting Temp | Max Operating Temp | Voltage | NSF 2 Rated | Beam Angle | Field Angle* | PF | THD** |
|----------|-------------------|--------------------|---------------|-------------|------------|--------------|-------|-------|
| L12T8 | -30c | 55c | 120-277, 347V | no | 210° | 325° | > .99 | < 8% |
| L12T8-95 | -30c | 55c | 120-277, 347V | no | 210° | 325° | > .99 | < 8% |
| L11T8 | -30c | 55c | 120-277, 347V | no | 210° | 325° | > .99 | < 8% |
| L11T83 | -30c | 55c | 120-277, 347V | no | 210° | 325° | > .99 | < 8% |
| L9T8 | -30c | 55c | 120-277, 347V | no | 210° | 325° | > .99 | < 8% |
| L13T8U | -30c | 55c | 120-277, 347V | no | 160° | 325° | > .99 | < 8% |
| L15T8-SC | -30c | 45c | 120-277, 347V | yes | 160° | 290° | > .99 | < 8% |
| L25T5 | -20C | 45c | 120-277, 347V | yes | 160° | 270° | > .99 | < 5% |
| L13T5 | -20C | 45c | 120-277, 347V | yes | 160° | 250° | > .99 | < 5% |

NOTE: Use shunted sockets for Instant Start ballasts. Use unshunted sockets for Rapid, Programmed, and Dimmable ballasts.

*Calculated
**At 120v, ballast dependent

Listing

| |
|---|
| UL/cUL Listed – damp location rated |
| Approved for open and enclosed fixtures |

Warranty

| |
|---|
| Five years against defects in manufacturing |
|---|



To view our DLC qualified products, please consult the DLC Qualified Products List at www.designlights.org/qpl.



5 YEAR WARRANTY

LED T5 Tube
4 foot



LED T8 Tube
4 foot



LED T8 Tube
3 foot



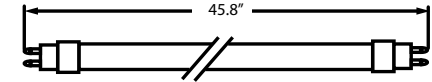
LED T8 Tube
2 foot



LED U-Bend T8 Tube
6 inch



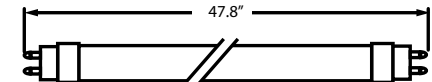
4 Foot T5 Dimensions



T5



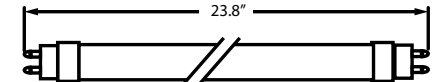
4 Foot T8 Dimensions



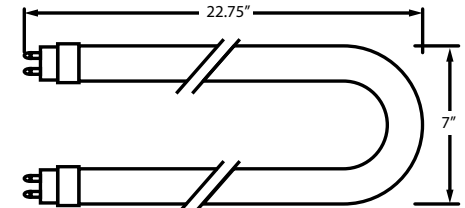
T8



2 Foot T8 Dimensions



U-Bend T8 Dimensions





LED T8 Tubes

LED DirecT8™ Instant Start/Rapid Start/Programmed Start Compatible

| Item# | Description | DLC QPL* | Lamp Watts | Equip Watts | LBF System Watts | NBF System Watts | HBF System Watts | LBF Lumens | NBF Lumens | HBF Lumens | CCT | CRI | Base |
|--|-----------------------------------|----------|------------|-------------|------------------|------------------|------------------|------------|------------|------------|-------|-----|------|
| LED 12 WATT T8 TUBE – 4 FOOT GLASS MODEL# T8021 | | | | | | | | | | | | | |
| L12T8D5030K | LED 12W 4' T8 IS/RS 30K | | 12W | 32W | 13.0 | 14.9 | 21.5 | 1260 | 1700 | 2280 | 3000K | 80 | G13 |
| L12T8D5035K | LED 12W 4' T8 IS/RS 35K | ★ | 12W | 32W | 13.0 | 14.9 | 21.5 | 1300 | 1750 | 2340 | 3500K | 80 | G13 |
| L12T8D5041K | LED 12W 4' T8 IS/RS 41K | ★ | 12W | 32W | 13.0 | 14.9 | 21.5 | 1340 | 1800 | 2400 | 4100K | 80 | G13 |
| L12T8D5050K | LED 12W 4' T8 IS/RS 50K | ★ | 12W | 32W | 13.0 | 14.9 | 21.5 | 1380 | 1850 | 2480 | 5000K | 80 | G13 |
| L12T8D5041KBP | LED 12W 4' T8 IS/RS 41K BULK PACK | ★ | 12W | 32W | 13.0 | 14.9 | 21.5 | 1340 | 1800 | 2400 | 4100K | 80 | G13 |
| L12T8D5050KBP | LED 12W 4' T8 IS/RS 50K BULK PACK | ★ | 12W | 32W | 13.0 | 14.9 | 21.5 | 1380 | 1850 | 2480 | 5000K | 80 | G13 |
| LED 12 WATT HIGH CRI T8 TUBE – 4 FOOT GLASS MODEL# T8021 | | | | | | | | | | | | | |
| L12T8D5027K95 | LED 12W 4' T8 IS/RS 27K 95 | | 12W | 32W | 13.0 | 14.9 | 21.5 | 1300 | 1750 | 2340 | 3000K | 90 | G13 |
| L12T8D5030K95 | LED 12W 4' T8 IS/RS 30K 95 | | 12W | 32W | 13.0 | 14.9 | 21.5 | 1340 | 1800 | 2400 | 3500K | 90 | G13 |
| L12T8D5035K95 | LED 12W 4' T8 IS/RS 35K 95 | | 12W | 32W | 13.0 | 14.9 | 21.5 | 1340 | 1800 | 2400 | 4100K | 90 | G13 |
| L12T8D5041K95 | LED 12W 4' T8 IS/RS 41K 95 | | 12W | 32W | 13.0 | 14.9 | 21.5 | 1360 | 1825 | 2425 | 5000K | 90 | G13 |
| L12T8D5050K95 | LED 12W 4' T8 IS/RS 50K 95 | | 12W | 32W | 13.0 | 14.9 | 21.5 | 1380 | 1850 | 2480 | 4100K | 90 | G13 |
| LED 11 WATT HIGH EFFICACY T8 TUBE – 4 FOOT GLASS MODEL# T8024 | | | | | | | | | | | | | |
| L11T8D5030K | LED 11W 4' T8 HE IS/RS 30K | | 11W | 32W | 11.3 | 13.6 | 18.5 | 1340 | 1800 | 2410 | 3000K | 80 | G13 |
| L11T8D5035K | LED 11W 4' T8 HE IS/RS 35K | ★ | 11W | 32W | 11.3 | 13.6 | 18.5 | 1380 | 1850 | 2480 | 3500K | 80 | G13 |
| L11T8D5041K | LED 11W 4' T8 HE IS/RS 41K | ★ | 11W | 32W | 11.3 | 13.6 | 18.5 | 1410 | 1900 | 2540 | 4100K | 80 | G13 |
| L11T8D5050K | LED 11W 4' T8 HE IS/RS 50K | ★ | 11W | 32W | 11.3 | 13.6 | 18.5 | 1450 | 1950 | 2610 | 5000K | 80 | G13 |
| LED 11 WATT T8 TUBE – 3 FOOT GLASS MODEL# T8022 | | | | | | | | | | | | | |
| L11T8D5030K | LED 11W 3' T8 IS/RS 30K | | 11W | 25W | 11.6 | 13.5 | 19.2 | 1040 | 1400 | 1870 | 3000K | 80 | G13 |
| L11T8D5035K | LED 11W 3' T8 IS/RS 35K | | 11W | 25W | 11.6 | 13.5 | 19.2 | 1080 | 1450 | 1940 | 3500K | 80 | G13 |
| L11T8D5041K | LED 11W 3' T8 IS/RS 41K | | 11W | 25W | 11.6 | 13.5 | 19.2 | 1110 | 1500 | 2000 | 4100K | 80 | G13 |
| L11T8D5050K | LED 11W 3' T8 IS/RS 50K | | 11W | 25W | 11.6 | 13.5 | 19.2 | 1150 | 1550 | 2070 | 5000K | 80 | G13 |
| LED 9 WATT T8 TUBE – 2 FOOT GLASS MODEL# T8023 | | | | | | | | | | | | | |
| L9T8D5030K | LED 9W 2' T8 IS/RS 30K | | 9W | 17W | 8.5 | 9.5 | 14.2 | 850 | 1150 | 1540 | 3000K | 80 | G13 |
| L9T8D5035K | LED 9W 2' T8 IS/RS 35K | ★ | 9W | 17W | 8.5 | 9.5 | 14.2 | 870 | 1175 | 1575 | 3500K | 80 | G13 |
| L9T8D5041K | LED 9W 2' T8 IS/RS 41K | ★ | 9W | 17W | 8.5 | 9.5 | 14.2 | 890 | 1200 | 1600 | 4100K | 80 | G13 |
| L9T8D5050K | LED 9W 2' T8 IS/RS 50K | ★ | 9W | 17W | 8.5 | 9.5 | 14.2 | 910 | 1225 | 1640 | 5000K | 80 | G13 |
| LED 13 WATT U-BEND T8 TUBE – 6 INCH PLASTIC MODEL# T8006 | | | | | | | | | | | | | |
| L13T8UD5030K | LED 13W U6 T8 IS/RS 30K | ★ | 13W | 32W | 13.0 | 16.0 | 22.0 | 1400 | 1800 | 2500 | 3000K | 83 | 2G13 |
| L13T8UD5035K | LED 13W U6 T8 IS/RS 35K | ★ | 13W | 32W | 13.0 | 16.0 | 22.0 | 1400 | 1800 | 2500 | 3500K | 83 | 2G13 |
| L13T8UD5041K | LED 13W U6 T8 IS/RS 41K | ★ | 13W | 32W | 13.0 | 16.0 | 22.0 | 1450 | 1850 | 2550 | 4100K | 83 | 2G13 |
| L13T8UD5050K | LED 13W U6 T8 IS/RS 50K | ★ | 13W | 32W | 13.0 | 16.0 | 22.0 | 1500 | 1900 | 2600 | 5000K | 83 | 2G13 |

* DLC qualified product at time of printing, consult designlights.org for the most up-to-date listing.

For the most up-to-date specs and warranty information, please visit www.tcpi.com



LED T8 Tubes

LED DirecT8™ SHATTERPROOF Instant Start/Rapid Start/Dimmable Electronic Compatible

| Item# | Description | Lamp Watts | Equiv Watts | LBF System Watts | NBF System Watts | HBF System Watts | LBF Lumens | NBF Lumens | HBF Lumens | CCT | CRI | Base |
|---|----------------------------|------------|-------------|------------------|------------------|------------------|------------|------------|------------|-------|-----|------|
| LED 15 WATT T8 TUBE – 4 FOOT SHATTERPROOF GLASS MODEL# T8032 | | | | | | | | | | | | |
| L15T8D5030KSC | LED 15W 4' T8 IS/RS SC 30K | 15W | 32W | 14.5 | 18 | 21.5 | 1600 | 2000 | 2350 | 3000K | 80 | G13 |
| L15T8D5035KSC | LED 15W 4' T8 IS/RS SC 35K | 15W | 32W | 14.5 | 18 | 21.5 | 1600 | 2000 | 2350 | 3500K | 80 | G13 |
| L15T8D5041KSC | LED 15W 4' T8 IS/RS SC 41K | 15W | 32W | 14.5 | 18 | 21.5 | 1650 | 2100 | 2450 | 4100K | 80 | G13 |
| L15T8D5050KSC | LED 15W 4' T8 IS/RS SC 50K | 15W | 32W | 14.5 | 18 | 21.5 | 1700 | 2200 | 2500 | 5000K | 80 | G13 |

LED T5 Tubes

LED DirecT5™ SHATTERPROOF Electronic Ballast Compatible

| Item# | Description | DLC QPL* | Lamp Watts | Equiv Watts | System Watts | System Lumens | CCT | CRI | Base |
|---|----------------------------|----------|------------|-------------|--------------|---------------|-------|-----|------|
| LED 25.5 WATT T5 TUBE – 4 FOOT SHATTERPROOF GLASS MODEL# T8033 | | | | | | | | | |
| L25T5D5030K | LED 25W 4' T5 IS/RS SC 30K | ★ | 25.5W | 54W | 28 | 3150 | 3000K | 80 | G5 |
| L25T5D5035K | LED 25W 4' T5 IS/RS SC 35K | ★ | 25.5W | 54W | 28 | 3150 | 3500K | 80 | G5 |
| L25T5D5041K | LED 25W 4' T5 IS/RS SC 41K | ★ | 25.5W | 54W | 28 | 3190 | 4100K | 80 | G5 |
| L25T5D5050K | LED 25W 4' T5 IS/RS SC 50K | ★ | 25.5W | 54W | 28 | 3280 | 5000K | 80 | G5 |
| LED 13 WATT T5 TUBE – 4 FOOT SHATTERPROOF GLASS MODEL# T8034 | | | | | | | | | |
| L13T5D5030K | LED 13W 4' T5 IS/RS SC 30K | ★ | 13W | 28W | 16 | 1800 | 3000K | 80 | G5 |
| L13T5D5035K | LED 13W 4' T5 IS/RS SC 35K | ★ | 13W | 28W | 16 | 1800 | 3500K | 80 | G5 |
| L13T5D5041K | LED 13W 4' T5 IS/RS SC 41K | ★ | 13W | 28W | 16 | 1850 | 4100K | 80 | G5 |
| L13T5D5050K | LED 13W 4' T5 IS/RS SC 50K | ★ | 13W | 28W | 16 | 1900 | 5000K | 80 | G5 |

* DLC qualified product at time of printing, consult designlights.org for the most up-to-date listing.

For the most up-to-date specs and warranty information, please visit www.tcpi.com



LED T8 Ballast Compatibility Guides

Instant Start Ballasts Compatible with LED Direct8™

| Manufacturer | Model # | Voltage |
|----------------------|--------------------|----------------------|
| GE | GE132MAX-L/ULTRA | UNV |
| | GE132MAX-P-N/ULTRA | UNV |
| | GE232MAX347-N | 347 |
| | GE232MAX-N/ULTRA | UNV |
| | GE232MAX-G-N | UNV |
| | GE232MAX-P-N/ULTRA | UNV |
| | GE232MAX-H/ULTRA | UNV |
| | GE232MAX-P-H/ULTRA | UNV |
| | GE332MAX-L/ULTRA | UNV |
| | GE332MAX-N/ULTRA | UNV |
| | GE332MAX-P-N/ULTRA | UNV |
| | GE332MAX-G-N | UNV |
| | GE332MAX-H/ULTRA | UNV |
| | GE432MAX-L/ULTRA | UNV |
| | GE432MAX-N/ULTRA | UNV |
| | GE432MAX-H/ULTRA | UNV |
| | GE432MAX-P-H/ULTRA | UNV |
| | Osram/Sylvania | QHE2X32T8/UNV ISN-SC |
| QHE2X32T8/UNV ISL-SC | | UNV |
| QHE2X32T8/UNV ISH-SC | | UNV |
| QHE2X32T8/347 ISN-SC | | 347 |
| QHE4X32T8/UNV ISN-SC | | UNV |
| QHE4X32T8/UNV ISL-SC | | UNV |
| QHE4X32T8/UNV ISH-SC | | UNV |
| QTP2X32T8/UNV ISN-SC | | UNV |
| QTP3X32T8/UNV ISN-SC | | UNV |
| QTP2X32T8/UNV ISL-SC | | UNV |
| QTP3X32T8/UNV ISL-SC | | UNV |
| QTP2X32T8/UNV ISH-SC | | UNV |
| QTP3X32T8/UNV ISH-SC | | UNV |
| ESPEN | | VE2P32MVHIPE |
| | VE4P32MVHIPE | UNV |

| Manufacturer | Model # | Voltage |
|--------------------|-----------------|---------|
| Philips/Advance | IOPA-2P32-LW-N | UNV |
| | IOPA-3P32-LW-N | UNV |
| | IOPA-4P32-LW-N | UNV |
| | IOPA-4P32-N | UNV |
| | IOPA-2P32-HL-N | UNV |
| | IOPA-3P32-HL-N | UNV |
| | IOPA-2P32-LW-SC | UNV |
| | IOPA-4P32-LW-SC | UNV |
| | IOP-2P32-LW-N | UNV |
| | IOP-3P32-LW-N | UNV |
| | IOP-4P32-LW-N | UNV |
| | IOP-3P32-N | UNV |
| | ICN-2P32-N | UNV |
| | ICN-3P32-N | UNV |
| | ICN-4P32-N | UNV |
| | GOPA-2P32-SC | 347 |
| | GOPA-4P32-SC | 347 |
| | REL-2P32-SC | UNV |
| VEL-4P32-SC | UNV | |
| IOP-3P32-HL-90L-SC | UNV | |
| TCP | E2P32ISUNVE | UNV |
| | E2P32ISUNVHE | UNV |
| | E2P32ISUNVLE | UNV |
| | E3P32ISUNVE | UNV |
| | E3P32ISUNVHE | UNV |
| | E3P32ISUNVLE | UNV |
| | E4P32ISUNVE | UNV |
| | E4P32ISUNVHE | UNV |
| | E4P32ISUNVLE | UNV |
| | E2P32IS120RES | UNV |
| Universal | B132IUNVHP-N | UNV |
| | B232IUNVHP-N | UNV |
| | B232I277RHA | 277 |
| | B332IUNVHPA | UNV |

Instant Start Ballasts Not Recommended for use with LED Direct8 include:

Osram/Sylvania: QHE 4x32T8/UNV ISH

Philips/Advance: IOP-3P32-LW-SC, IOP-2P32-LW-SC, REL-2P32-RH-TP, VEL-2P32-SC

Ballast compatibility tests are performed under a controlled lab environment. Field conditions may vary from this type of environment. Ballasts may differ by age and could have undergone revisions under the same item number affecting compatibility. Compatibility may also extend beyond this list. TCP recommends trying a few ballast-lamp combinations in an on-site test to ensure compatibility and performance before a major installation.



LED T8 Ballast Compatibility Guides

Program Start Ballasts Compatible with LED DirecT8™

| Manufacturer | Model # | Voltage |
|-----------------|-----------------------|---------|
| GE | GE-232-MVPS-N | UNV |
| | GE-232-MVPS-L | UNV |
| | GE-232MAXP-N/ULTRA | UNV |
| | GE232MAXH/ULTRA | UNV |
| | GE332-MVPS-N | UNV |
| | GE332-MVPS-H | UNV |
| | GE432-MVPS-N | UNV |
| | GE432-MVPS-H | UNV |
| | GE432-MVPS-L | UNV |
| | GE-432-MAX-N/ULTRA | UNV |
| Osram/Sylvania | QHE-2x32T8/UNV PSN-MC | UNV |
| | QHE-2x32T8/UNV PSH-HT | UNV |
| | QHE 3x32T8/UNV PSN-SC | UNV |
| | QHE 4x32T8/UNV PSN-SC | UNV |
| | QHE 4x32T8/UNV PSH-HT | UNV |
| | QTP2X32T8/UNV PSN-TC | UNV |
| Philips/Advance | IOP-2PSP32-N | UNV |
| | IOP-3PSP32-SC | UNV |
| | IOP-4PSP32-SC | UNV |
| | GOP-2PSP32-SC | UNV |
| | GOP-4PSP32-SC | UNV |
| | IOP-3S32-SC | UNV |
| TCP | E2P32PSUNVE | UNV |
| | E3P32PSUNVE | UNV |
| | E4P32PSUNVE | UNV |
| | E2P32PSUNVHE | UNV |
| | E3P32PSUNVHE | UNV |
| | E4P32PSUNVHE | UNV |
| | E2P32PSUNVLE | UNV |
| | E3P32PSUNVLE | UNV |
| | E4P32PSUNVLE | UNV |
| | 2S32PSUNVHE | UNV |
| Universal | B232PUNVHE-B | UNV |

Program Start Dimmable Ballasts Compatible with LED DirecT8™

| Manufacturer | Model # | Voltage |
|----------------------------|---------------|---------|
| BALLAST for 1 LAMP | | |
| Philips/Advance | IZT-132-SC | UNV |
| BALLAST for 2 LAMPS | | |
| Philips/Advance | IZT-2S32-SC | UNV |
| | IZT-2PSP32-SC | UNV |

Emergency Ballasts Compatible with LED DirecT8™

| Manufacturer | Model # | Voltage |
|--------------|---------|---------|
| IOTA | I-320 | I-320 |
| Bodine | B30 | B30 |
| | B50 | B50 |



LED T5 Ballast Compatibility Guides

Electronic Ballasts Compatible with 25.5 watt LED Direct5™

| BALLAST for FOUR LAMPS | | | | | |
|------------------------|---------------------------------|-----------|------------|----------|----------|
| Brand | Model # | Four Lamp | Three Lamp | Two Lamp | One Lamp |
| ESPEN | VE454MVHRP | Y | Y | Y | N |
| KEYSTONE | KTEB-454HO-UV-PS | Y | Y | N | N |
| Osram/Sylvania | QHE 4x54T5HO/UNV PSN HT SCL | Y | Y | Y | Y |
| | QTP 4x54T5HO/UNV PSN HT W | Y | N | Y | N |
| | QHE 4x54T5HO/347-480 PSN HT SCL | Y | Y | Y | Y |
| Philips/Advance | ICN-4S54-90C-2LS-G | Y | Y | N | N |
| | HCN-4S54-90C-2LS-G | Y | Y | N | N |
| ROBERTSON | PSB454T5MV | Y | Y | Y | Y |
| UNIVERSAL | B454PUNVHBE | Y | Y | N | N |
| BALLAST for TWO LAMPS | | | | | |
| Brand | Model # | Two Lamp | One Lamp | | |
| FULHAM | RHA-UNV-254-IT5 | Y | Y | | |
| KEYSTONE | KTEB-254HO-UV-PS-SL | Y | Y | | |
| | KTEB-254HO-UV-PS/A | Y | Y | | |
| Osram/Sylvania | QHE2x54T5HO/UNV PSN | Y | Y | | |
| | QTP2x54T5HO/UNV PSN HT | Y | Y | | |
| | QTP 2x54 T5HO/UNV PSN | Y | Y | | |
| Philips/Advance | ICN-2S54-N | Y | Y | | |
| | ICN-2S54-T | Y | Y | | |
| | HCN-2S54-90C-WL | Y | Y | | |
| | ICN-2S54 | Y | Y | | |
| | IZT-2S54-D | Y | Y | | |
| | ICN-2S54-90C-N | Y | Y | | |
| UNIVERSAL | B254PUNV-D | Y | Y | | |

Electronic Ballasts Not Recommended for use with LED Direct5 include:

FULHAM: RHA-UNV-454-IT5, WH5-120-L

GE: GE454MVPS90-F

PHILIPS: IOP-2PSP54-SC

Philips/Advance: IOP-4PSP54-2LS-G

Electronic Ballasts Compatible with 13 watt LED Direct5™

| BALLAST for TWO LAMPS | | | |
|-----------------------|----------------------|----------|----------|
| Brand | Model # | Two Lamp | One Lamp |
| GE | GE 228 MVPSH-A | Y | Y |
| KEYSTONE | KTEB-221PS-1-TP/A | Y | Y |
| | KTEB-228HE-UV | Y | Y |
| Osram / Sylvania | QHE 2x25T5/UNV PSN | Y | Y |
| | QHT 2x28T5/UNV PSN | Y | Y |
| Philips/Advance | ICN-2828-N | Y | Y |
| | ICN-2S28-N | Y | Y |
| | ICN-2S28-T | Y | Y |
| | ISN-2S28-N | Y | Y |
| Racehorse | RHA-UNV-228-L T5 | Y | Y |
| Robertson | PROFESSIONALQTP52x54 | Y | Y |
| Universal | B228PU95S50D | Y | Y |
| | B228PUNVC | Y | Y |
| | B228PUNV-N | Y | Y |
| | D228PUNVC | Y | Y |

Dimmable Electronic Ballasts Compatible with 13 watt LED Direct5™

| BALLAST for TWO LAMPS | | | |
|-----------------------|-------------|----------|----------|
| Brand | Model # | Two Lamp | One Lamp |
| Philips/Advance | IZT-2S-28-D | Y | Y |
| | IZT-128-D | N | Y |

TECHNOLOGY CAST IN A BEAUTIFUL LIGHT

For over 20 years, TCP has been designing, developing and delivering energy-efficient lighting into the market. Thanks to our cutting-edge technology and manufacturing expertise, we have shipped billions of high quality lighting products. With TCP, you can count on a lighting product that is designed to meet the needs of the market — that transforms your surroundings and envelopes you in warmth — lighting that generates beauty with every flip of the switch.



For more information on the quality and care TCP can deliver, call us at **800.324.1496** or visit tcp.com

325 Campus Dr. | Aurora, Ohio 44202 | P: 800-324-1496 | F: 877-487-0516