

DIRTBAG®

DEWATERING BAG

FILTERS SILT, SAND, AND FINES OUT OF PUMPED WATER

Dirtbag® dewatering bags remove silt, sand and other debris from pumped water on construction sites, ponds, dredging locations and more.

The bag easily connects to a pump discharge hose using the 6" neck and sewn-in attachment straps. To increase the effectiveness of Dirtbag's filtration system, Ferguson recommends placing the product on a bed of hay bales or aggregate to maximize water flow through the surface area of the bag. Doing so also helps protect the surrounding area from erosion, sediment displacement, and the pollution of receiving waters. Under most circumstances, a 15' x 15' Dirtbag can pass up to 500 gallons of water per minute.

AVAILABLE UNITS


- 4' x 6'
- 5' x 5'
- 8' x 10'
- 10' x 10'
- 10' x 15'
- 15' x 15'
- 15' x 30'

Custom Sizes available for long-term or specialty applications

- 4' x 6' to 15' x 15' 2" to 3" hose/pump
- 15'x30' 4" hose/pump
- Larger custom sizes 6" hose/pump

ADVANTAGES

- High flow rate
- 15' x 15' Dirtbag is rated up to 500 GPM pump
- Built-in neck receives up to 6" discharge hose
- Removes sediment, trash, and debris
- Economical alternative to other methods
- Custom sizes available upon request



For more information about Dewatering Devices, contact Inside Sales at **800.448.3636** or **info@ferguson.com** or visit us at **fergusongss.com**

SPECIFICATIONS

Dirtbag is manufactured using nominal 8 oz nonwoven geotextile fabric. 10 oz nonwoven, and woven options, are available upon request.

PROPERTY	TEST METHOD	MARV
Grab Strength (Tensile)	ASTM D4632	205 lbs
CBR Puncture	ASTM D6241	500 lbs
UV Resistance	ASTM D4355	70%
Apparent Opening Size (AOS)	ASTM D4751	80 US std. sieve
Flow Rate	ASTM D4491	90 gal/min/ft ²
Permittivity	ASTM D4491	1.4 sec-1

INSTALLATION

Place lifting straps (not included) under the unit to facilitate removal after use. Unfold the Dirtbag on a stabilized area over dense vegetation, straw, or other cover. Place bag over the open-graded stone to achieve maximum filtration and drainage. Insert the discharge hose from the pump into the Dirtbag a minimum of six inches and tightly secure it with the attached strap to prevent water from flowing out of the unit without being filtered. If using optional absorbents, place the absorbent boom into the Dirtbag. Clip absorbent boom to tether provided inside the unit.

MAINTENANCE

- Dirtbag must be monitored at all times during use (over-filling may cause rupture)
- Flow and removal rates vary based on particle size/sediment composition
- To increase flow rate, place Dirtbag on aggregate, straw bales or other porous surfaces
- Replace the bag when ½ full of sediment or when sediment has reduced the pump discharge flow rate to an impractical rate. If using an optional oil absorbent, remove and replace the absorbent when near saturation.

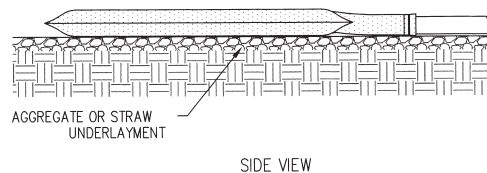
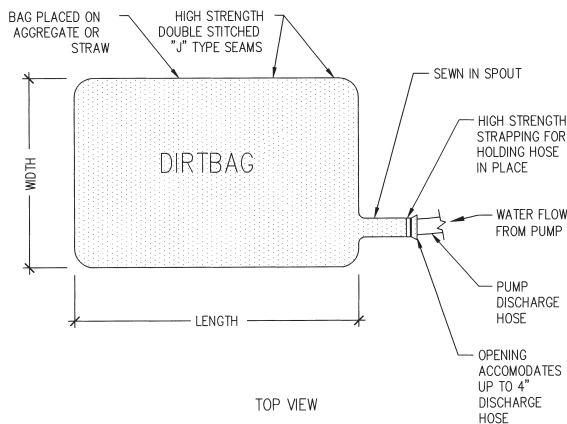
DIRTBAG® SEAM TEST RESULTS (ASTM D4884)

NONWOVEN DIRTBAG®

Maximum load 786 lbs

Maximum strength 1178 lb/ft

NOTE: Each test result was derived from a material failure rather than a stitch failure



Testing Details:

Dirtbag has been tested under ASTM D-7880 and ASTM-7701. These are standard test methods for determining flow rate of water and suspended solids retention from a closed geosynthetic bag. Testing summary available upon request.

DISCLAIMER: Use of dewatering bags is a standard construction method throughout the U.S. Ferguson is not liable for any damage caused by rupture or over-filling of Dirtbag. If Dirtbag fails to fully pass pumped water, turn off pump and contact Ferguson Waterworks at 800-448-3636.

For more information about Dewatering Devices, contact Inside Sales at **800.448.3636** or **info@ferguson.com** or visit us at **fergusongss.com**