

# Decora® Wall Switch PIR Occupancy Sensor with LED NightLight



NightLight Off



NightLight High Level

## BASIC OPERATION

The Passive Infrared (PIR) sensor detects motion from a heat-emitting source within its field-of-view to automatically switch lights ON and OFF, offering the same performance features as the ODS family of occupancy sensors. The Decora® Wall Switch PIR Occupancy Sensor with LED NightLight (OSSNL) has the ability to reduce (dim) and turn off the “Guide Light” function with a simple dial setting. The OSSNL consumes less than 1/2 Watt providing energy savings and guide lighting when room lights are off.

## APPLICATIONS

The OSSNL is perfect for use in hospitality and health care facilities with either auto-ON or manual-ON settings with adjustable time delay settings of 30 seconds to 2 hours.

The OSSNL can be used to provide automatic lighting control for energy savings and convenience in a variety of commercial applications, including:

- Hotel restrooms
- Conference rooms
- Small offices
- Storage areas
- Hospital restrooms
- Classrooms
- Lounges
- Bathrooms



## FEATURES

- Fits in standard wallbox and replaces single-pole wall switch; ground and neutral connection required. Gangable with other units.
- Low-profile design eliminates obtrusive “scanning-device” look. Elegant Decora® wallplates complement any interior for sleek aesthetics; uses Decora wallplates and coordinates with Leviton’s popular line of Decora wiring devices.
- 180° field-of-view provides approximately 2,100 SF of coverage
- Convenient pushbutton provides manual-ON/OFF light switching at any time
- Two dual element PIR sensors used to widen detection range
- Segmented Fresnel lens provides optimum sensitivity and performance. Designed with an extensive “minor motion” area where even slight body movements will be detected.
- Vandal resistant PIR lens
- Patented blinders—horizontal field-of-view may be adjusted between 180° and 60° of arc by using integral blinders located on either side of the lens  
No masking tape required
- Manual-ON/auto-OFF mode for installations where manual-ON switching is required but auto-OFF switching is still desired

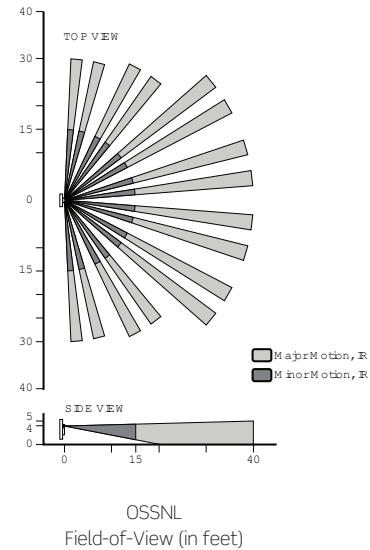
## PRODUCT DATA

### FEATURES CONT.

- Red LED indicator light flashes when sensor detects motion to verify detection is active
- Time delay adjustment for delayed-OFF time settings of 30 seconds (for walking test), 10 minutes, 20 minutes and 30 minutes. Allows customized adjustments to maximize energy savings.
- Light sensor adjustable ambient light override ranges from approximately 2 foot-candles (20 lux) to 500+ foot-candles (5000+ lux) to prevent lights from turning ON automatically during periods of ample natural light, increasing energy savings.
- Light sensor enables the load hold-OFF feature once level has been set
- Vacancy confirmation—when the time out expires and the relays turn OFF, a 30 second vacancy confirmation exists to turn the relays back ON
- False detection circuitry
- Presentation Mode— feature for slide or film presentations allows push buttons to turn lights OFF and keep them OFF while the room is occupied
- LED NightLight offers “Guide Light” functionality
- Adjustable NightLight illumination setting for continuous or dimmed NightLight
- NightLight Mode—the factory default setting for the NightLight Mode is Dimmed Mode. This means the NightLight will automatically dim to 5% of full brightness after 2 minutes of no occupancy when activated by the internal light sensor.
- One unit can be used for 120V through 277V lighting. Compatible with both electronic and magnetic ballasts.
- Relay switches at the zero crossing point of the AC power curve to ensure maximum contact life and compatibility with electronic ballasts.
- Exclusive Leviton High Inrush Stability (H.I.S.) circuitry specifically designed to handle today’s high inrush electronic ballast loads and offer unmatched durability and service

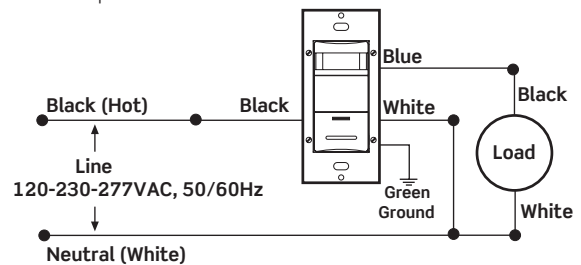
### FIELD OF VIEW

The OSSNL provides a 180° field of view with a maximum coverage area of approximately 2100 square feet. The maximum sensing distance in front of the sensor is 40 feet, and at each side is 30 feet. A “minor-motion” zone detects relatively small body movements and allows the lights to stay ON even though a person may not be moving or walking around the room. The remainder of the field of view, the “major-motion” zone, exhibits a lesser degree of sensitivity and requires larger movements.



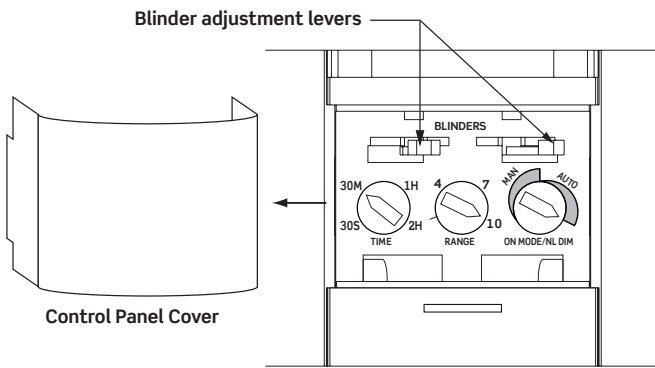
### INSTALLATION

The OSSNL is preset to deliver optimum performance in a wide variety of applications without requiring any adjustments during installation. The unit may replace a single-pole wall switch mounted in a standard wall box. The unit must have a neutral and be properly grounded in order to operate. The unit’s integral blinders may be used to restrict the field-of-view to prevent unwanted detection of hallway traffic. It should be positioned at least 6 feet away from HVAC registers. Note that whenever the unit is powered up, it will take approximately 1 minute to begin normal operation.

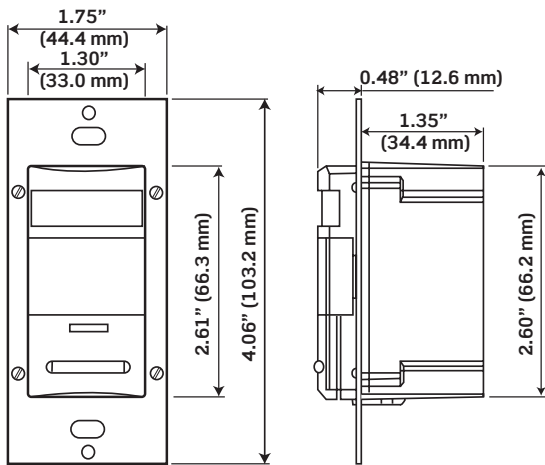


OSSNL Wall Switch Occupancy Sensor Wiring Diagram, Single Location Control

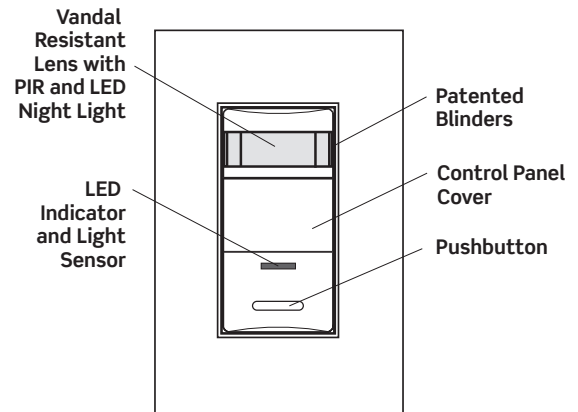
**DIAGRAMS**



**OSSNL Sensor Features**



**Dimensions Night Light**



# PRODUCT DATA



## SPECIFICATIONS

ELECTRICAL	
Line Voltage	120-230-277VAC
Power Consumption	120V, Nightlight OFF - 190mW 120V, Nightlight ON max - 50mW 277V, Nightlight OFF - 250mW 277V, Nightlight ON max - 410mW
Operational Frequency	50/60 Hz
Wire Designation	Line - Black Load - Blue Ground - Green Neutral - White
Load Rating	Fluorescent: 1200VA @ 120V, 2700VA @ 277V Incandescent: 800W @ 120V, Motor: 1/8 HP @ 120V
ENVIRONMENTAL	
Operating Temperature Range	32-122°F (0-50°C)
Storage Temperature Range	14-85°F (-10-85°C)
Relative Humidity	20-90% non-condensing
OTHER	
Listings	CUL/US Certified, NOM, can be used to comply with 2016 Title 24, Part 6 occupancy sensing requirements, FCC compliant
Warranty	Limited Five-Year Warranty

## ORDERING INFORMATION

CAT. NO. *	DESCRIPTION
OSSNL-IDx	Occupancy Sensor Wall Switch with NightLight

To indicate color, add suffix to the end of the catalog number.  
White (-W) , Ivory (-I), Light Almond (-T), Gray (-G), Black (-E) and Red (-R).  
\*NAFTA compliant and Made in USA models available.

### Leviton Manufacturing Co., Inc. Global Headquarters

201 North Service Road, Melville, NY 11747-3138 tel 800-323-8920 fax 800-832-9538 tech line (8:30AM-7:00PM ET Mon-Fri) 800-824-3005

### Leviton Manufacturing Co., Inc. Energy Management, Controls and Automation

20497 SW Teton Avenue, Tualatin, OR 97062 tel 800-736-6682 fax 503-404-5594 tech line (6:00AM-4:00PM PT Mon-Fri) 800-959-6004

### Visit our Website at: [www.leviton.com/sensors](http://www.leviton.com/sensors)

©2017 Leviton Manufacturing Co., Inc. All rights reserved. Subject to change without notice.

G-7543C/K17-aa  
REV NOV 2017

OSSNL