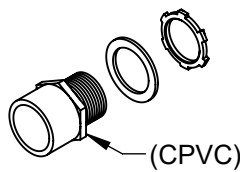
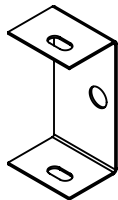
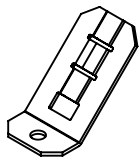
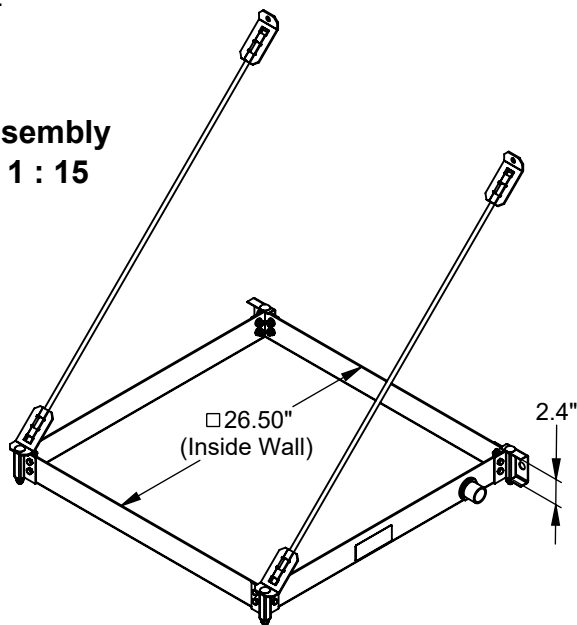


HoldRite® 50-SWHP-W-C

The #50-SWHP-W-C Quick Stand® Wall Mounted Equipment Platform is engineered to support water heaters up to 50 U.S. gallons (or other equipment up to 600 pounds total weight) mounted to a wall. This item also serves as a drain pan. See Installation Instructions for detail. See Installation Instructions for detail.

Pan Assembly Scale 1 : 15

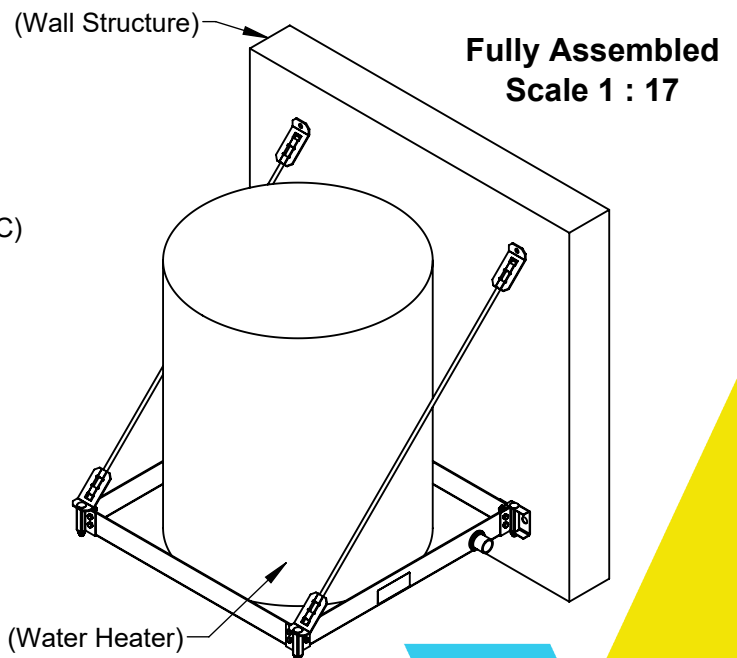


45° Bracket (4) "C" Bracket (2)

Drain Body Assembly

Product Information

- Material:
 - Pan: 13 gage CRS, galvanized
 - Corner Brackets (4): 14 gage CRS, galvanized
 - C-Brackets (2): 16 gage CRS, galvanized
 - 45° Brackets (4): 12 gage, CRS, galvanized
 - Threaded Rod (2): Low carbon steel, zinc plated, 3/8" x 37.10" long
- Wide platform allows water heaters up to 26-1/2" diameter
- Watertight corners and drain fittings eliminate need for additional drain pan
- Static load rating 600 pounds with 2X safety factor (depending on structural anchorage)
- Professional Engineer reviewed documentation available
- Includes CPVC drain body 1" MIPT x 1" FS
- Galvanized steel construction
- Suspends with user supplied 3/8" hardware to mount to wall, 4 places
- Installation instructions for mounting to concrete or framed wall structure available



Product Submittal	
Name	
Date	
Architect/Owner	
Contractor	
Tag	
Notes	