



## BROAN® Fresh In™ Motorized Supply Damper FIN-6MD

### Smart, simple, and easy to install

The Broan® Fresh In™ FIN-6MD is a smart, motorized supply damper that controls the fresh air entering the home's air handling unit. By continually monitoring the last 48 hours of outdoor temperature and humidity levels, the unit is able to estimate the best time of the day to allow fresh air into the home. It's the smart way to ensure ventilation, balanced with homeowner comfort. The FIN-6MD can be easily installed in the conventional in-line configuration or be mounted directly to the AHU to save space and reduce installation time.

### Advanced electronic features

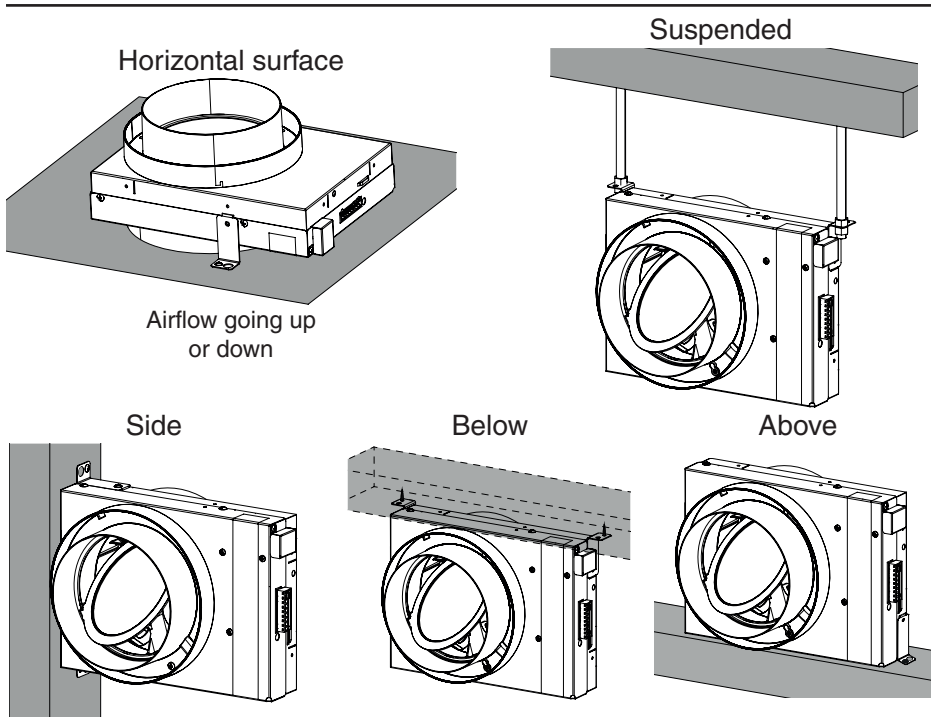
- Learns from the AHU's operation patterns and the climate variations to provide optimal efficiency
- Five selectable comfort modes to best suit the climate zone
- Integrated temperature and humidity sensor provide consistent and accurate installation
- Motorized damper control

### Installation features

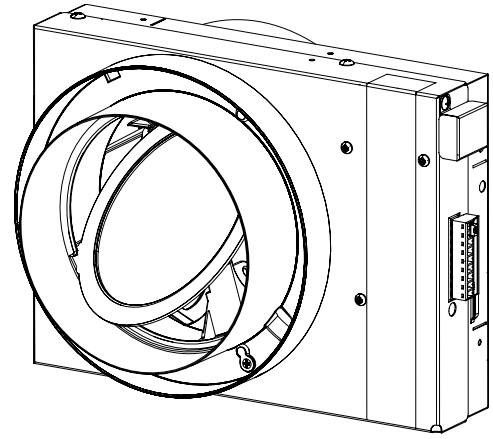
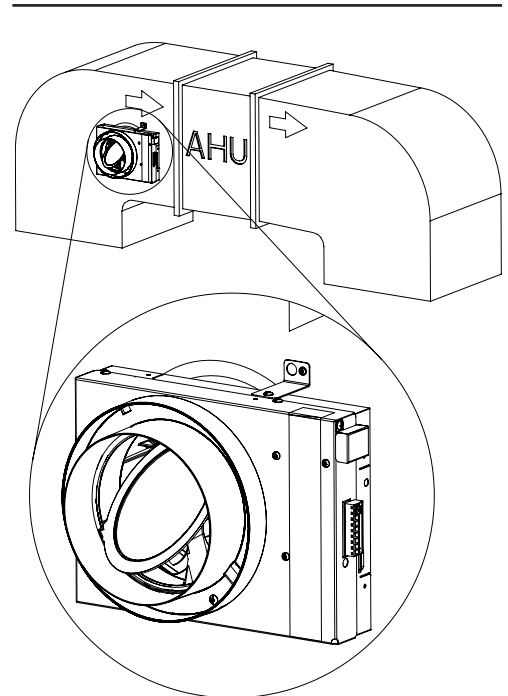
- Unequaled installation flexibility: horizontal surface; suspended; beside, below or above stud or truss; or direct to AHU (seal included).
- Removable terminal block for easier wiring installation
- Insulated duct and port seal protect against air leakage and condensation
- Covered controls to avoid unintended changes of settings
- Can be turned off without a change of settings using the integrated switch, or a remote wall switch (not included)
- Design allows existing AHU transformer to be used
- Powered from AHU 24 VAC (R,C)
- Connected to thermostat (W, Y)

### Installation types

#### In-line



#### Direct-to-AHU



### Warranty

The BROAN Fresh In Motorized Supply Damper is protected by a 5-year limited warranty. For additional information - visit [www.broan-nutone.com](http://www.broan-nutone.com).

### Requirements and standards

When properly installed and set, this unit can be used to comply with ASHRAE 62.2.

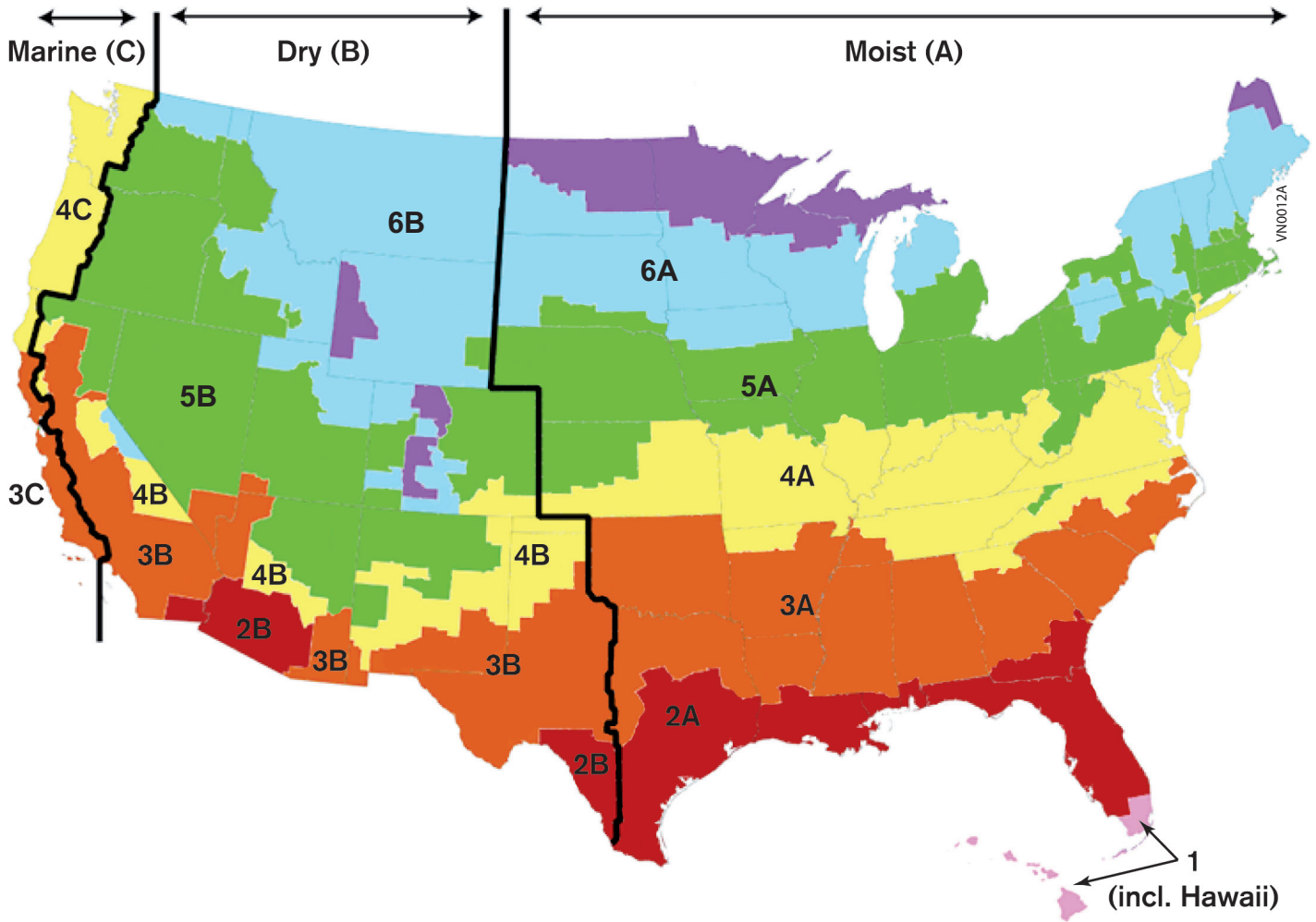
Conforms to UL1995

### Characteristics

|                       |                               |
|-----------------------|-------------------------------|
| <b>Power</b>          | Low Voltage - 24 Volts, 60 Hz |
| <b>Weight</b>         | 2.5 lb                        |
| <b>Ports diameter</b> | 6 in.                         |
| <b>Width</b>          | 10 5/8 in.                    |
| <b>Length</b>         | 6 3/8 in. including ports     |
| <b>Height</b>         | 7 3/4 in.                     |

**Limits Table**

| Selected mode                         | Installation Zones    | No thermostat Call |                            |                  |           | Thermostat Heating Call |                            | Thermostat Cooling Call |           |
|---------------------------------------|-----------------------|--------------------|----------------------------|------------------|-----------|-------------------------|----------------------------|-------------------------|-----------|
|                                       |                       | Lower limits (F)   |                            | Upper limits (F) |           | Lower limits (F)        |                            | Upper limits (F)        |           |
|                                       |                       | T°                 | Dew point                  | T°               | Dew point | T°                      | Dew point                  | T°                      | Dew point |
| 1 - Ashrae 2010/IRC/IMC (factory set) | 1 to 5                | -4                 | Code compliant – no limits |                  |           | -4                      | Code compliant – no limits |                         |           |
| 2 - Ashrae 2016/2019                  | 1 to 5                | -4                 | Code compliant – no limits |                  |           | -4                      | Code compliant – no limits |                         |           |
| A - Comfort mode Hot / Humid #1       | 2A, 1                 | 40                 | 23                         | 88               | 73        | 32                      | 14                         | 96                      | 78        |
| B - Comfort mode Hot / Humid #2       | 1, 2A                 | 40                 | 23                         | 90               | 75        | 32                      | 14                         | 98                      | 80        |
| C - Comfort mode Hot / Dry            | 2B                    | 40                 | 23                         | 95               | 75        | 32                      | 14                         | 102                     | 85        |
| D - Comfort mode Mixed / Humid        | 3A, 4A, 3C,<br>4C, 5A | 40                 | 23                         | 85               | 75        | 32                      | 14                         | 90                      | 80        |
| E - Comfort mode Mixed / Dry          | 3B, 4B, 5B            | 40                 | 23                         | 86               | 75        | 32                      | 14                         | 95                      | 80        |



## **A&E Specs**

### **Performance Requirements**

- Damper shall be motorized.
- Damper shall be sealed.

### **Intelligence Requirements**

- Unit shall measure temperature and dew point every hour and keep the data of the last 48 hours in memory.
- Unit shall be capable of measuring the operating time of heating and cooling operation from the thermostat and keep the data of the last 48 hours in memory.
- Unit shall be able to stop ventilation when temperature or dew point is outside the preset limits.
- Unit's preset limits shall be different when heating/cooling is operating than when heating/cooling is not operating.

### **Construction Requirements**

- Unit's housing shall be made of 24 ga galvanized steel.
- Unit's width shall not exceed 10 5/8 in.
- Unit's height shall not exceed 7 3/4 in.
- Unit's housing's length shall not exceed 6 3/8 in. including ports
- Unit's weight shall not exceed 2.5 pounds
- Unit shall be UL, CSA or ETL certified and conform to UL1995

### **Quality Requirements**

- Unit shall be protected by a 5-year limited warranty.
- Unit shall be ASHRAE 62.2-2010/2016/2019 and IRC/IMC compliant.
- Manufacturer shall be ISO 9001-2015.

### **Installation requirements**

- Unit shall be suitable to be mounted and sealed directly on the AHU.
- Unit shall be suitable for horizontal through surface, suspended, side, below, or above surface mount.
- Unit shall be designed to allow for horizontal or vertical airflow path.
- Unit's ports shall be 6-in. round.
- Unit's port shall include a vapor barrier ring.
- Unit shall include a removable terminal block for wiring connections.
- Sensor shall be integrated to unit to ensure proper reading.
- Control shall be integrated to unit.
- Unit shall include a protection to avoid accidental changes of settings after installation.