

60" PALMHURST

SHOWER TRAY WITH LINEAR DRAIN - LEFT HAND

SKU: 949088-L



FEATURES

- Material: Acrylic
- Shape: Rectangle
- Assembly Required: No
- Tray Is Not Reversible
- Integral Tile Flange
- Textured Slip Resistant Surface
- Optional Finished Linear Drain Cover

CONTENTS

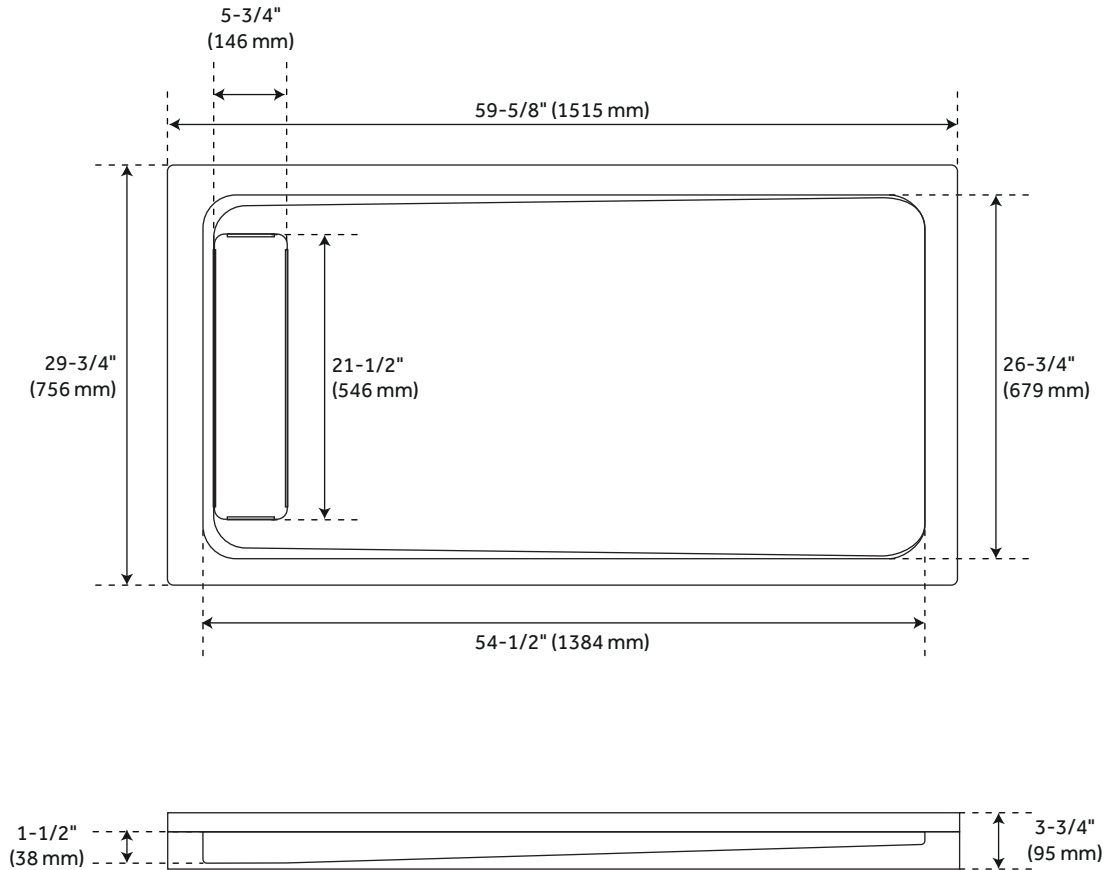
60" X 30" TRAY	PAGE 2
60" X 32" TRAY	PAGE 3
OPTIONAL DRAIN COVER	PAGE 4

REVISED 02/15/2021

60" PALMHURST

SHOWER TRAY WITH LINEAR DRAIN - LEFT HAND - 60" X 30"

SKU: 949088-L



FEATURES

Length: 59-5/8"
Width: 29-3/4"
Height: 3-3/4"
Linear Drain Length: 21-1/2"
Linear Drain Width: 5-3/4"

CODES/STANDARDS

cUPC
CSA B45.5/IAPMO Z124
Massachusetts Accepted

PRODUCT IMAGE



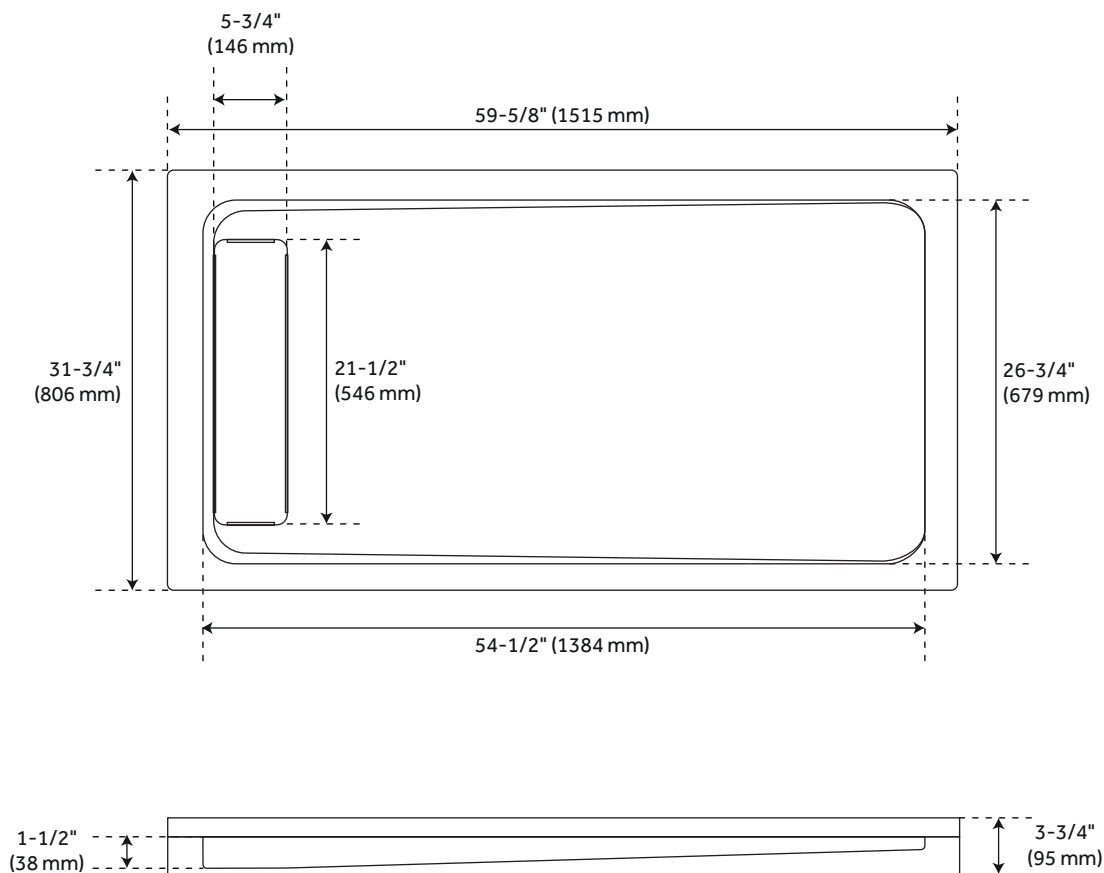
All dimensions and specifications are nominal and may vary. Use actual products for accuracy in critical situations.

PAGE 2
Code: SHSB6030LCDWH

60" PALMHURST

SHOWER TRAY WITH LINEAR DRAIN - LEFT HAND- 60" X 32"

SKU: 949088-L



FEATURES

Length: 59-5/8"
Width: 31-3/4"
Height: 3-3/4"
Linear Drain Length: 21-1/2"
Linear Drain Width: 5-3/4"

CODES/STANDARDS

cUPC
CSA B45.5/IAPMO Z124
Massachusetts Accepted

PRODUCT IMAGE



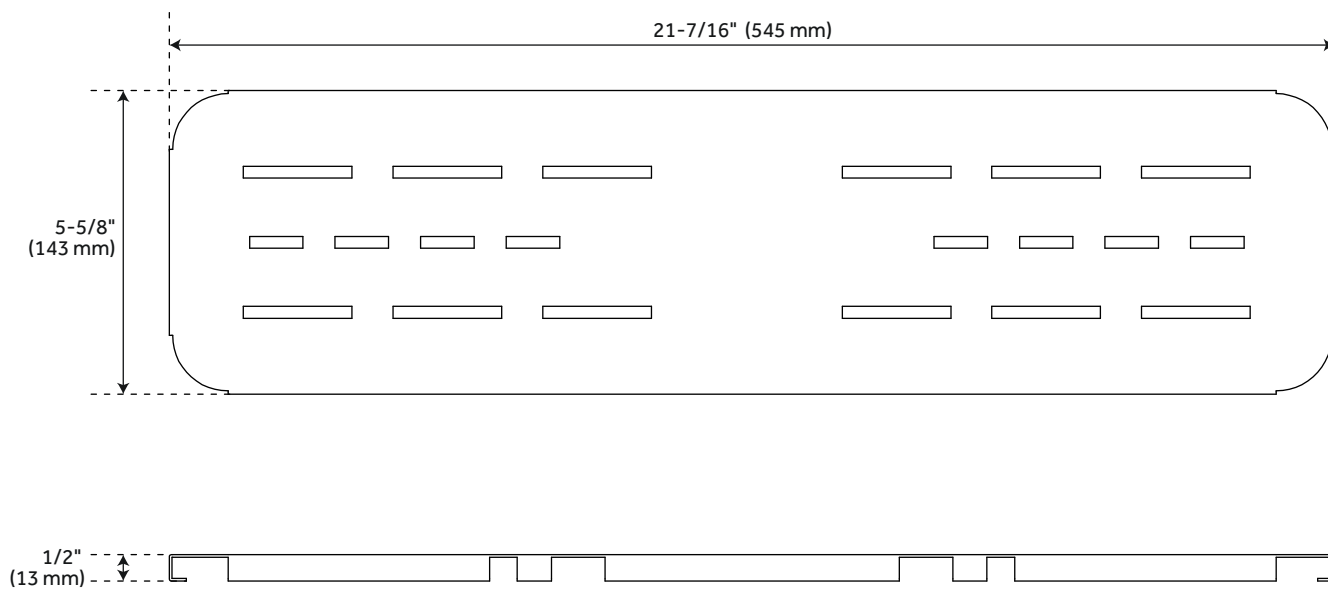
All dimensions and specifications are nominal and may vary. Use actual products for accuracy in critical situations.

PAGE 3
Code: SHSB6032LCDWH

PALMHURST

OPTIONAL FINISHED LINEAR DRAIN COVER

SKU: 949088-L, 949088-R



FEATURES

Length: 21-7/16"
Width: 5-5/8"
Height: 1/2"

PRODUCT IMAGE



All dimensions and specifications are nominal and may vary. Use actual products for accuracy in critical situations.

PAGE 4
Code: SH701